

The Disaster Center is dedicated to the idea that disaster mitigation is cost effective and individuals pursuing their own interest are the greatest potential force for disaster reduction.

Please consider making a small donation to the Disaster Center



When disaster mitigation is cost effective, we are on the road to bringing disasters to an end.



FEMA

Daily Operations Briefing

Tuesday, April 28, 2020

8:30 a.m. ET

National Current Operations & Monitoring



FEMA

Significant Incidents or Threats:

- COVID-19
- Severe Thunderstorms possible – Southern Plains, Upper Mississippi and Ohio Valleys, Great Lakes
- Heavy Rain and Flash Flooding possible – Southern Plains

Declaration Activity: None

COVID-19 Update



Situation: FEMA, HHS, and federal partners are working with our state, local, tribal, and territorial governments to execute a whole-of-America response to the COVID-19 pandemic. The President released Guidelines for Opening American Up Again and the Federal Government is continuing to work with governors across the country to ensure they have the equipment, supplies, and testing resources they need to reopen safely and responsibly. The HHS Secretary issued a renewal of the January 31 COVID-19 Public Health Emergency Declaration for 90 days.

- FEMA NRCC remains at Level I in unified effort with HHS SOC; all FEMA RRCCs activated
- FEMA IMAT-A teams deployed to 27 states/territories; LNOs deployed to 37 states/territories
- 56 major disaster declarations approved; All State / Territory EOCs activated
- 47,938 FEMA, DOD, HHS, VA and CDC personnel deployed/activated in support of COVID-19 response
- Testing: 5,446,633 (+209,669) cumulative as of Apr 27

Operational Task Forces
Community Based Testing Sites (CBTS)

- 129,910 (+1,658) individuals tested at CBTS locations since March 20

Supply Chain Stabilization

- Project Airbridge
 - Two flights carrying 2.1M FEMA procured N95 arrived in NYC (1 flight) and Chicago (1 flight) on April 26
 - Four flights carrying 2.6M FEMA procured N95 were scheduled to arrive in NYC, Chicago, Pittsburgh and Washington, D.C. on April 27

Community Mitigation Measures

- Published resources for administrators and residents of shared or congregate housing
- Provided water, sanitation, and hygiene support on deployment calls for a poultry plant outbreak in MD/DE/VA

Data and Analysis

- Completed comprehensive state-level hospital data analysis to assess completeness and sourcing

Health and Medical Lifelines

Public Health

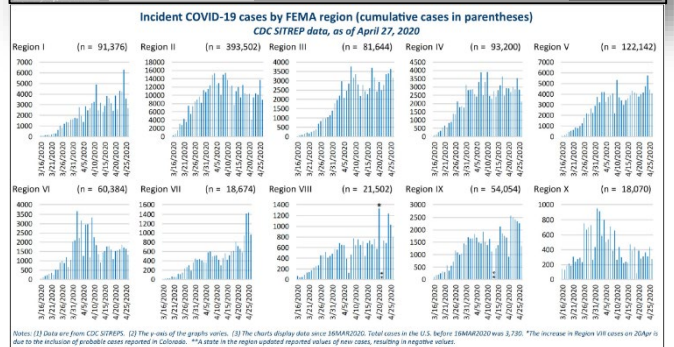
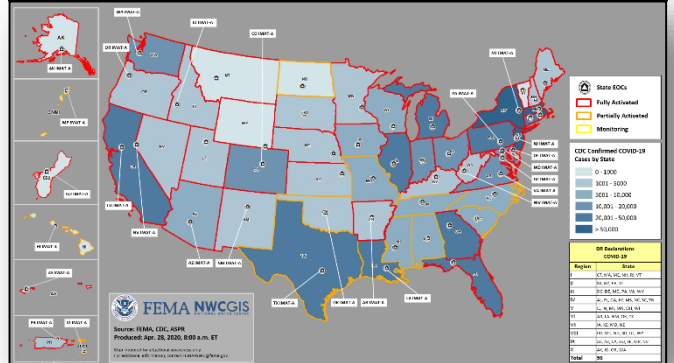
- Personal Protective Equipment/Medical Supplies: CBP facilitated the delivery of more than 1.5M masks from China that will be delivered to hospitals and medical facilities across South Carolina
- Mitigation: U.S. Air Force Research Laboratory is investigating the possibility of using light and radiation to decontaminate and sterilize areas exposed to COVID-19

Medical Care

- Hospital Capacity: NYC: USNS Comfort 0 beds filled, 0 COVID patients being treated; anticipated departure from NYC by April 30

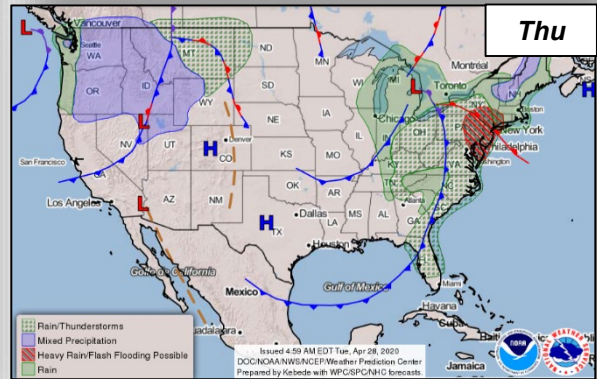
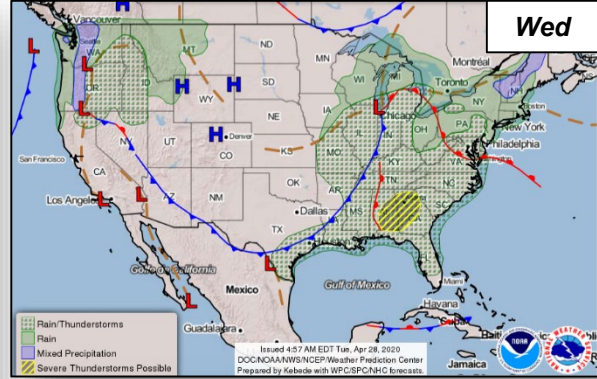
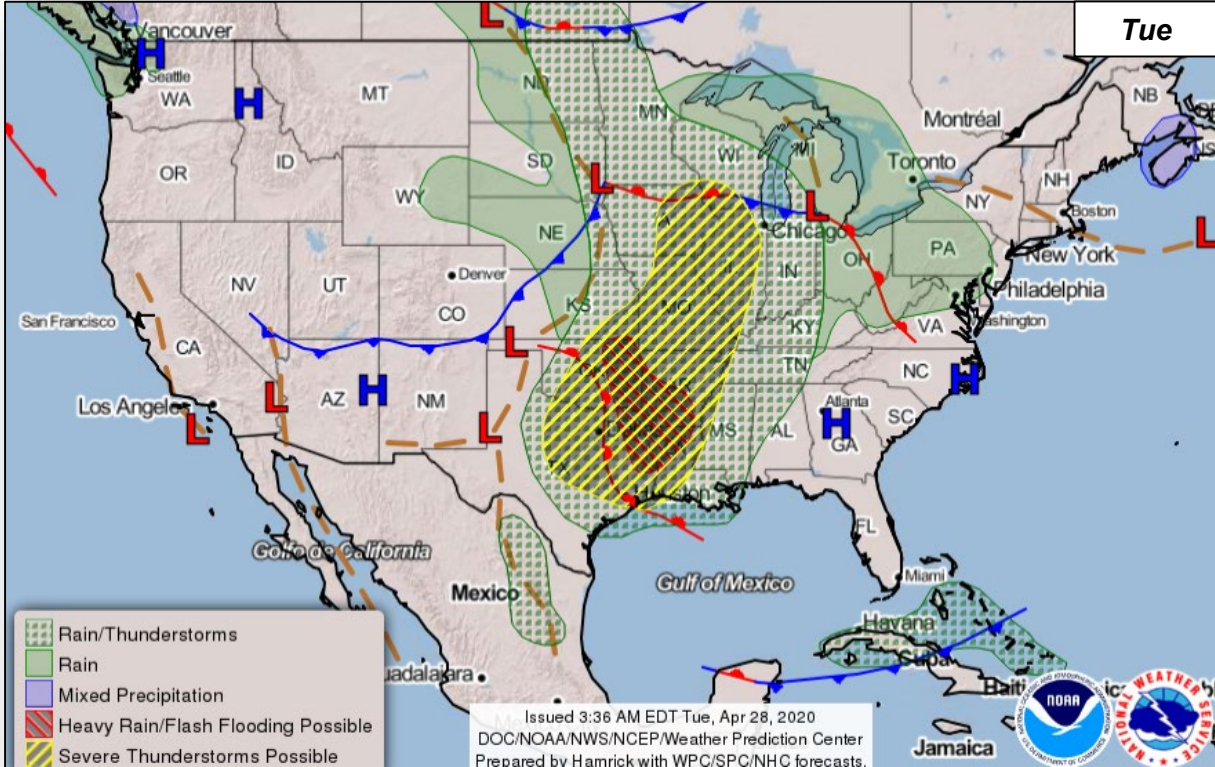
(FEMA SLB COVID-19, Apr 27)

| COVID-19 | Confirmed | Deaths |
|---------------|---------------------|------------------|
| United States | 978,091 (+23,091) | 55,142 (+1,346) |
| Worldwide | 2,878,196 (+85,530) | 198,668 (+4,982) |



Notes: (1) Data are from CDC SIRENS. (2) The size of the graphs varies. (3) The charts display data since 05MAR2020. Total cases in the U.S. before 05MAR2020 was 2,735. **The increase in Region VIII cases on 26Apr is due to the inclusion of probable cases reported in Colorado. ***A state in the region updated reported values of new cases, resulting in negative values.

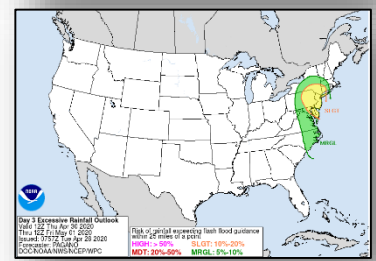
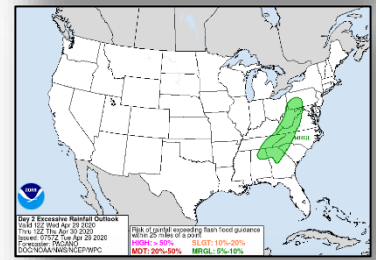
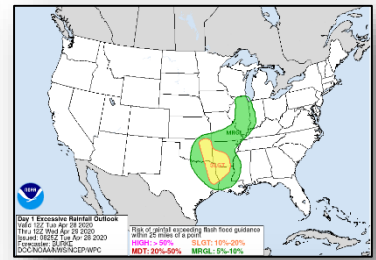
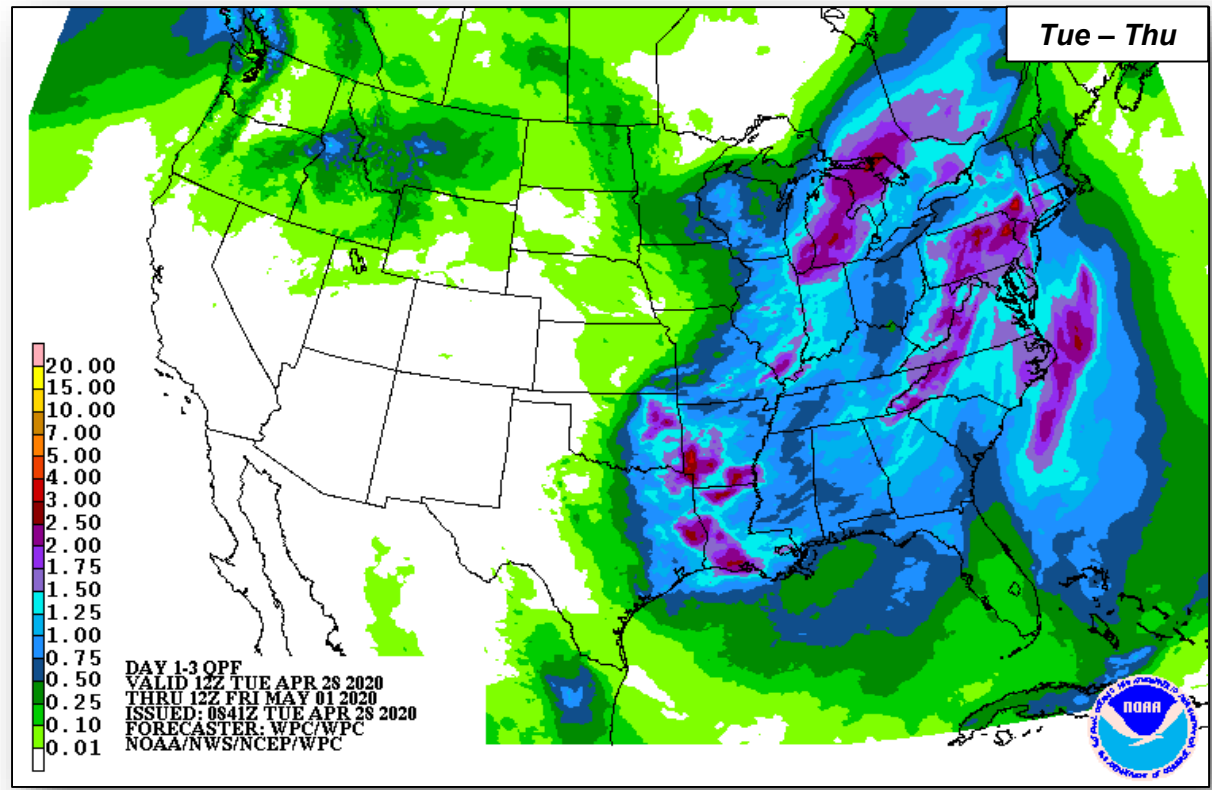
National Weather Forecast



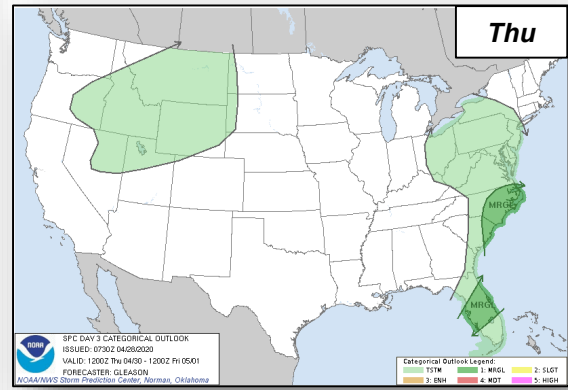
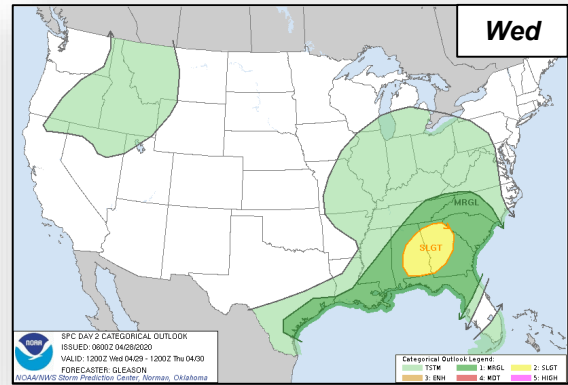
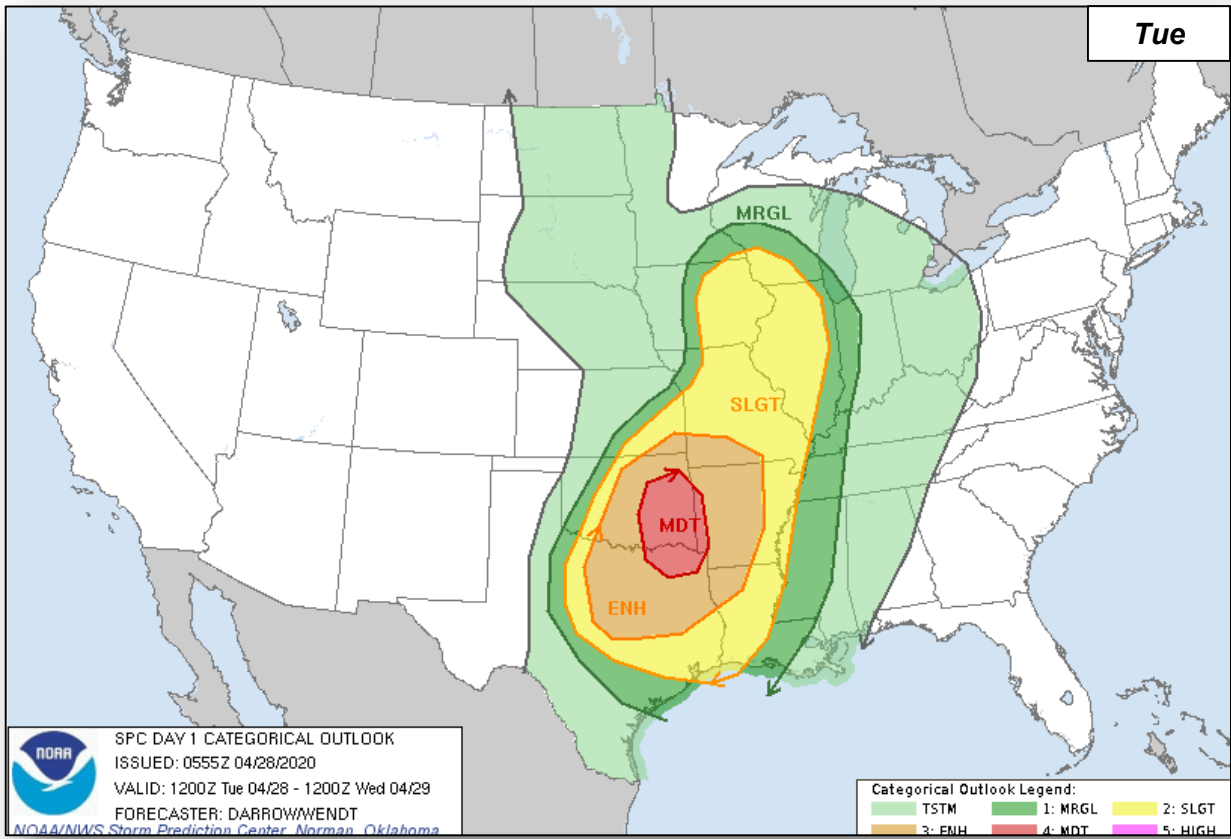
Precipitation & Excessive Rainfall



FEMA



Severe Weather Outlook



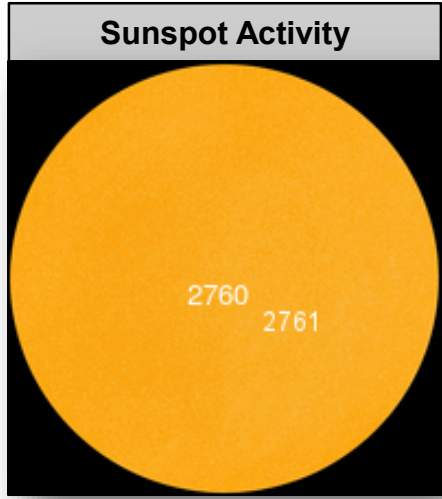

Space Weather



FEMA

| | Space Weather Activity | Geomagnetic Storms | Solar Radiation | Radio Blackouts |
|---------------|------------------------|--------------------|-----------------|-----------------|
| Past 24 Hours | None | None | None | None |
| Next 24 Hours | None | None | None | None |

For further information on NOAA Space Weather Scales refer to: <http://www.swpc.noaa.gov/noaa-scales-explanation>



Joint Preliminary Damage Assessments



FEMA

| Region | State / Location | Event | IA/PA | Number of Counties | | Start – End |
|--------|------------------|---|-------|--------------------|-----------|-------------|
| | | | | Requested | Completed | |
| IV | SC | Severe Storms, Tornadoes and Straight-line Winds Apr 12-13 | IA | 9 | 9 | 4/21 – 4/24 |
| | | | PA | 8 | 0 | 4/23 – TBD |

COVID-19 Declaration Requests in Process – 1



FEMA

| State / Tribe / Territory – Incident Description | Type | IA | PA | HM | Requested |
|--|------|----|----|----|-----------|
| STOF (Seminole Tribe of Florida) – COVID-19 | DR | X | X | X | Apr 22 |

Declaration Requests in Process – 7

| State / Tribe / Territory – Incident Description | Type | IA | PA | HM | Requested |
|---|------|----|----|----|-----------|
| AK – Fire | DR | | X | X | Apr 7 |
| NC – Severe Storms, Tornadoes, and Flooding | DR | | X | X | Apr 9 |
| SC – Severe Storms, Tornadoes, and Straight-line Winds | DR | X | X | X | Apr 18 |
| GA – Severe Storms, Tornadoes, and Straight-line Winds | DR | X | | X | Apr 22 |
| LA - Severe Storms and Tornadoes | DR | X | | X | Apr 24 |
| AR - Severe Storms, Tornadoes, and Straight-line Winds | DR | X | X | X | Apr 24 |
| AL - Severe Storms and Flooding | DR | | X | X | Apr 25 |

FEMA Common Operating Picture



FEMA

| FEMA HQ | |
|------------|-------------|
| NWC | NRCC |
| Monitoring | Level I |

| FEMA REGIONS | | |
|--------------|------|----------|
| WATCH | RRCC | |
| Monitoring | I | Level I |
| Monitoring | II | Level II |
| Monitoring | III | Level II |
| Monitoring | IV | Level II |
| Monitoring | V | Level II |
| Monitoring | VI | Level II |
| Alt Location | VII | Level II |
| Monitoring | VIII | Level II |
| Monitoring | IX | Level I |
| Monitoring | X | Level II |

Notes:

| | |
|---------------------------------------|---|
| COVID-19 NRCC w/ESFs (Days) | GA: Flooding MS: Flooding PR: Earthquake TN: Tornadoes |
| All RRCCs (Days) | All EOCs activated for COVID-19 |

- Major Disasters (DR):** 101
Emergency Disasters (EM): 94
 ★ JFOs: 10 / VJFOs: 11
 ● Staging Area
 ■ Distribution Center (DC)
 ■ Declared County (non-COVID-19 Declarations)
 ■ Fully Activated
 ■ Partially Activated
 ■ Monitoring

As of 8:00 a.m. ET April 28, 2020
 Created by FEMA NWC



Region VIII COVID DRs

4159-DR-OR
FCO: Dolph A. Diemont
VJFO: Salem, OR

4539-DR-WA
FCO: Timothy B. Manner
JFO: TBD

4440/4463/4467/
4469-DR-SD
FCO: Jon K. Huss
JFO: Sioux Falls, SD

Region VII COVID DRs

4414/4442-DR-MN
4459/4477-DR-WI
FCO: John F. Boyle
4434/4447-DR-OH
4461-DR-IL
FCO: Steven W. Johnson
VJFO: Springfield, IL

Region V COVID DRs

4372/4379-DR-MA
4410-DR-CT
4494/4474-DR-VT
4457-DR-NH
FCO: James McPherson
JFO: Williston, VT

Region I COVID DRs

4496-DR-MA
4500-DR-CT
4505-DR-NI
4516-DR-NH
4522-DR-ME
4532-DR-VT
FCO: W. Russell Webster
JFO: TBD

Region X COVID DRs

4481-DR-WA
VJFO: Bothell, WA
4499-DR-OR
4533-DR-AK
4534-DR-ID
FCO: Michael F. O'Hare
JFO: TBD

Region IX COVID DRs

4382-DR-CA
4407-DR-CA *Using May 1*
FCO: David G. Samaniego
JFO: Sacramento, CA

4475-DR-NI
FCO: Dana E. Reynolds
VJFO: Denver, CO

4420-DR-NE
FCO: Thomas J. Dargan
JFO: Lincoln, NE

Region III COVID DRs

4480-DR-NY
FCO: Thomas Von Essen
JFO: Albany, NY

4488-DR-NJ
FCO: Thomas Von Essen
VJFO: West Trenton, NJ

4493-DR-PR
FCO: Thomas Von Essen
VJFO: Guaynabo, PR

4513-DR-TN
FCO: Thomas Von Essen
VJFO: Christiansted, VI

Region II COVID DRs

4393/4412/4465-DR-NC
FCO: Elizabeth Turner
JFO: Durham, NC

4400-DR-GA
4427/4471/4476/
4541-DR-TN
FCO: Myra M. Shird
JFO: Nashville, TN

4464/4479-DR-SC
FCO: Allan Jarvis
VJFO: Atlanta, GA

Region IV COVID DRs

4456-DR-FL
4487-DR-NC
4492-DR-SC
4497-DR-KY
4501-DR-GA
4509-DR-AL
4514-DR-TN
4528-DR-MS
FCO: Gracia B. Sczezech
JFO: TBD

Region VI COVID DRs

4484-DR-LA
4485-DR-TX
4518-DR-AR
4529-DR-NM
4530-DR-OK
FCO: George A. Robinson
JFO: TBD

4435/4451-DR-MO
FCO: John Brogan
JFO: Jefferson City, MO

4538-DR-MS
FCO: Terry L. Quarles
JFO: TBD

4458/4462-DR-LA
FCO: John E. Long
VJFO: Baton Rouge, LA

4478/4536-DR-MS
FCO: Jose M. Glotz
JFO: TBD

4399-DR-FL
FCO: Brett Howard
JFO: Panama City, FL

4473-DR-PR
FCO: Alex Amparo
JFO: Ponce, PR

| N-IMATs | |
|---------|----------------|
| 2 Teams | |
| Red | |
| Blue | |
| Gold | IMAT-A Support |

| R-IMATs | |
|-------------|------------|
| 4 - 6 Teams | |
| I | RRCC |
| II | NY |
| III | RRCC |
| IV-1 | Virtual MS |
| IV-2 | |
| V | RRCC |
| VI-1 | |
| VI-2 | |
| VII | RRCC |
| VIII | RRCC |
| IX-1 | |
| IX-2 | RRCC |
| X | RRCC |

| | |
|-----|----------|
| FMC | PMC |
| NMC | Deployed |

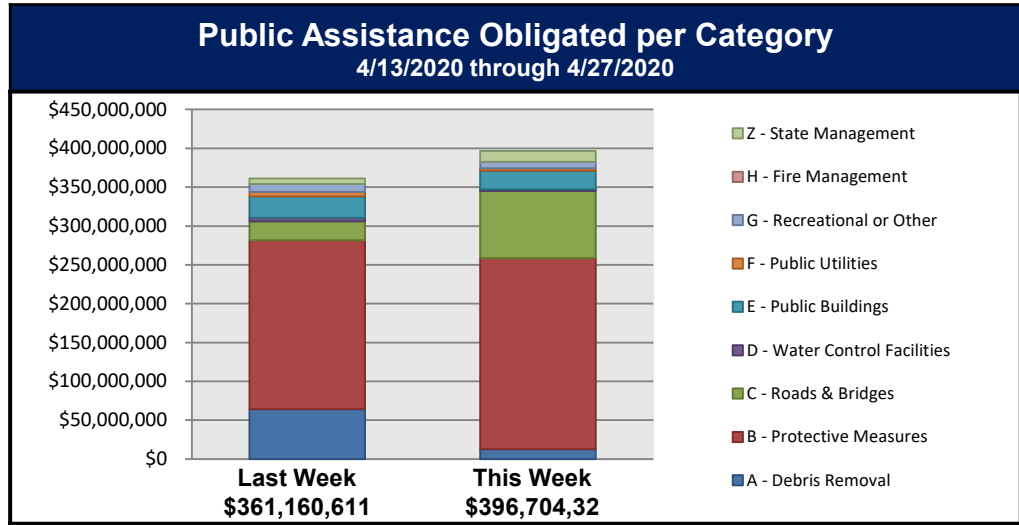
| Team: | US&R | MERS | FCOs | FDRCS | IM WORKFORCE |
|--------------|----------|------|-----------|-------|---------------|
| Status | 33 - 65% | >66% | ≤1 Type I | ≤1 | |
| Assigned: | 28 | 36 | 47 | 11 | 13,450 ▲ |
| Unavailable: | 16 | 0 | 2 (+1) | 0 | 2,756 ▲ |
| Deployed: | 0 | 1 | 41 (-2) | 10 | 5,890 ▲ |
| Available: | 12 | 35 | 4 (+1) | 1 | 4,804 / 36% ▼ |

| IM CADRE AVAILABILITY SUMMARY | |
|--|--|
| Cadres with 25% or Less Availability | |
| EHP 19% (119/619); FL 13% (20/160); FM 21% (56/262); HM 24% (287/1,220); OPS 20% (57/285); PA 24% (732/3,069); PLAN 23% (95/419); SAF 17% (9/54) | |

Public Assistance Grant Program



| PA Project Worksheets Obligated | | | | | | | | | | |
|---|--------------------|-------------------------|---------------------|------------------------------|----------------------|----------------------|---------------------------|---------------------|----------------------|------------------|
| in past week, as of 4/27/20 at 1500 EDT | | | | | | | | | | |
| PA Category | Emergency Work | | Permanent Work | | | | | H - Fire Management | Z - State Management | Total |
| | A - Debris Removal | B - Protective Measures | C - Roads & Bridges | D - Water Control Facilities | E - Public Buildings | F - Public Utilities | G - Recreational or Other | | | |
| Number Of PWs Obligated | 48 | 94 | 255 | 13 | 60 | 53 | 67 | 0 | 119 | 709 |
| Federal Share Obligated | \$12,452,133 | \$246,357,111 | \$86,298,449 | \$2,005,005 | \$24,153,859 | \$3,003,390 | \$8,176,804 | \$0 | \$14,257,569.62 | \$396,704,321.15 |



- ### This weeks PA Highlights
- In 4494 - MI
 - \$124 Million obligated for Category B – Protective Measures
 - In 4366 - HI
 - \$61 Million obligated for Category C – Roads and Bridges
 - In 4482 - CA
 - \$32 Million obligated for Category B – Protective Measures

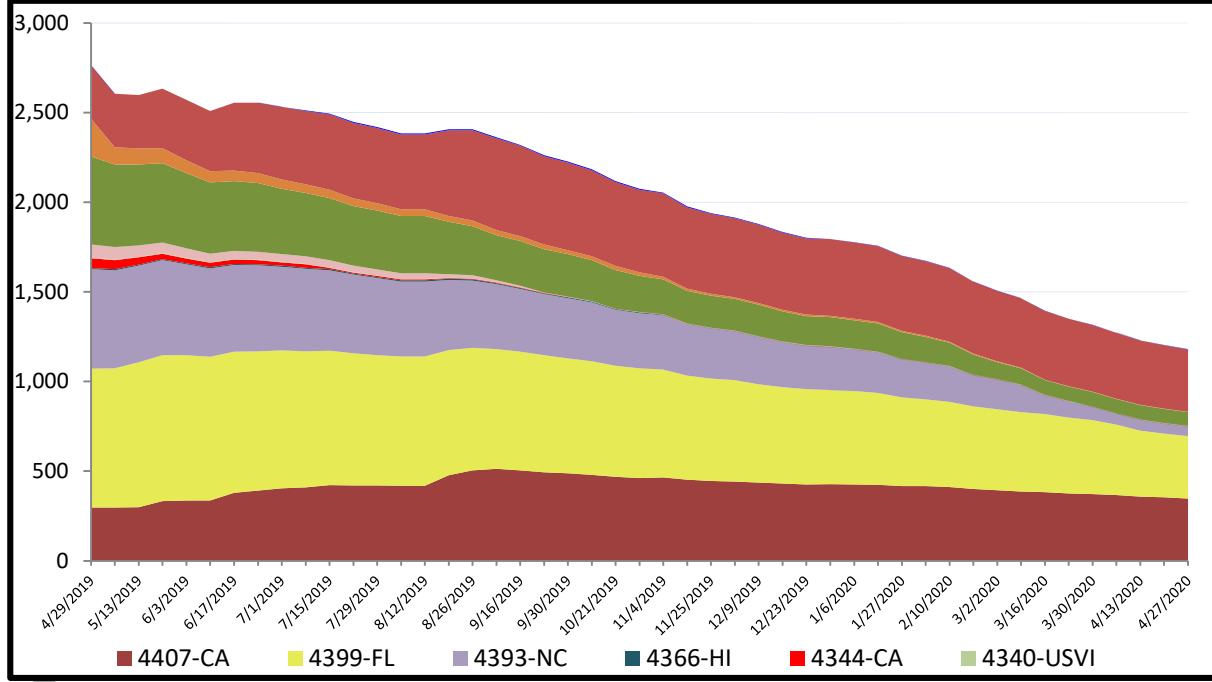
Direct Housing



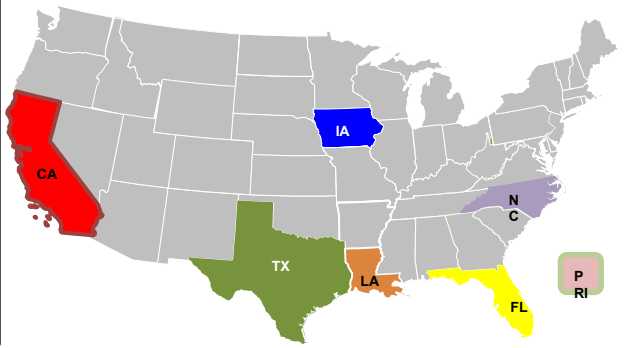
FEMA

Total Households in FEMA Direct Housing per State

Past Year per Week, 4/29/2019 – 4/27/2020, There are currently **832** Households Occupying **832** Temporary Units



| DR | IA Declaration Date | Program End Date | Current # of Households in Direct Housing (Weekly Change) |
|---------|---------------------|------------------|---|
| 4421-IA | 3/23/2019 | 9/23/2020 | 1 (0) |
| 4407-CA | 11/12/2018 | 5/12/2020 | 348 (-6) |
| 4399-FL | 10/11/2018 | 4/11/2020 | 348 (-8) |
| 4393-NC | 9/14/2018 | 3/14/2020 | 55 (-2) |
| 4344-CA | 10/10/2017 | 7/10/2019 | 0 (0) |
| 4339-PR | 9/20/2017 | 9/20/2019 | 1 (0) |
| 4332-TX | 8/25/2017 | 8/25/2019 | 77 (-1) |
| 4277-LA | 8/14/2016 | 4/30/2019 | 2 (0) |



States with Currently Occupied Units

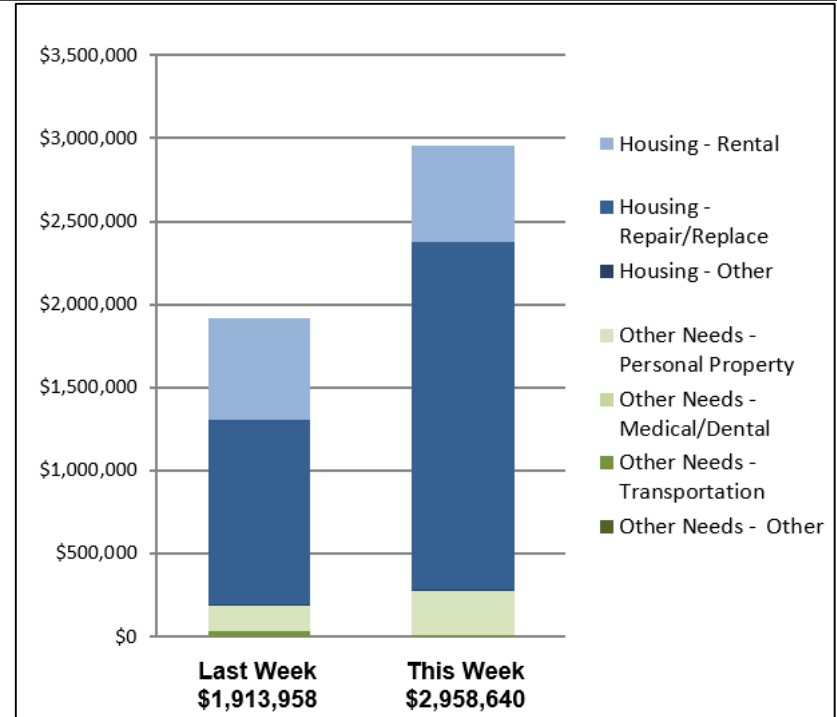
Individual Assistance Activity



FEMA

| | Individuals and Households Program Activity As Of: 4/27/20 | | | | |
|--------------------------|---|-----------------------|---------------------|------------------------|-----------------|
| | In Past 7 Days | | Cumulative | | |
| | Applicants Approved | Amount Approved | Applicants Approved | Amount Approved | |
| Open Registration Period | 4473-PR Declared 01-16-2020 End Of Reg Period 05-31-2020 | | | | |
| | Housing Assistance | 410 | \$1,627,938.08 | 9,618 | \$31,048,835.61 |
| | Other Needs Assistance | 67 | \$38,127.15 | 3,591 | \$1,664,770.01 |
| | Total IHP | \$1,666,065.23 | | \$32,713,605.62 | |
| | Average IHP | | | \$2,898 | |
| | Total Max Grants | | | HA 154 | ONA 0 |
| Open Registration Period | 4476-TN Declared 03-05-2020 End Of Reg Period 05-04-2020 | | | | |
| | Housing Assistance | 42 | \$110,860.98 | 604 | \$1,572,475.46 |
| | Other Needs Assistance | 19 | \$23,248.63 | 232 | \$551,480.91 |
| | Total IHP | \$134,109.61 | | \$2,123,956.37 | |
| | Average IHP | | | \$3,189 | |
| | Total Max Grants | | | HA 3 | ONA 0 |
| Open Registration Period | 4519-OR Declared 04-03-2020 End Of Reg Period 06-02-2020 | | | | |
| | Housing Assistance | 35 | \$223,773.33 | 65 | \$522,245.13 |
| | Other Needs Assistance | 10 | \$37,322.31 | 18 | \$71,671.30 |
| | Total IHP | \$261,095.64 | | \$593,916.43 | |
| | Average IHP | | | \$9,137 | |
| | Total Max Grants | | | HA 0 | ONA 0 |
| Open Registration Period | 4536-MS Declared 04-16-2020 End Of Reg Period 06-15-2020 | | | | |
| | Housing Assistance | 124 | \$479,304.99 | 145 | \$571,026.12 |
| | Other Needs Assistance | 63 | \$168,699.20 | 70 | \$196,913.95 |
| | Total IHP | \$648,004.19 | | \$767,940.07 | |
| | Average IHP | | | \$5,086 | |
| | Total Max Grants | | | HA 0 | ONA 0 |
| Open Registration Period | 4541-TN Declared 04-24-2020 End Of Reg Period 06-23-2020 | | | | |
| | Housing Assistance | 25 | \$106,622.13 | 25 | \$106,622.13 |
| | Other Needs Assistance | 6 | \$8,522.53 | 6 | \$8,522.53 |
| | Total IHP | \$115,144.66 | | \$115,144.66 | |
| | Average IHP | | | \$4,606 | |
| | Total Max Grants | | | HA 0 | ONA 0 |
| Other IHP Active | 10 Declarations IHP Programmatically Open - Closed Registration | | | | |
| | Housing Assistance | 33 | \$132,017.76 | | |
| | Other Needs Assistance | 3 | \$2,202.44 | | |
| | Total IHP | \$134,220.20 | | | |
| | Total IHP Approved in Past Week | \$2,958,639.53 | | | |

IHP Approved per Category in the Past 2 Weeks – 4/13/2020 through 4/27/2020





FEMA

FEMA's mission is helping people before, during, and after disasters.

Click [here](#) to subscribe to this briefing.