

FEMA National Watch Center

# Daily Operations Briefing

Tuesday, May 11, 2021

8:30 a.m. ET



**FEMA**

# National Current Ops / Monitoring

---

## New Significant Incidents / Ongoing Ops

- COVID-19
- Colonial Pipeline Cyber Attack

## Hazard Monitoring

- Tropical Activity:
  - Eastern Pacific: Tropical Depression Andres
- Heavy Rain / Flash Flooding- Southern Plains to the Southeast
- Heavy Snow - Wyoming and Colorado

## Disaster Declaration Activity

- Approved - Major Disaster Declaration - VA

## Event Monitoring

- None



**FEMA**

# Colonial Pipeline Cyber-Attack

**Current Situation:** Colonial Pipeline, which supplies fuel to the east coast, proactively took certain systems offline to contain a threat from a cybersecurity incident. [The Colonial Pipeline Operations Team is developing a system restart plan with a goal of substantially restoring operational service by the end of the week.](#) Currently there are no requests for FEMA assistance.

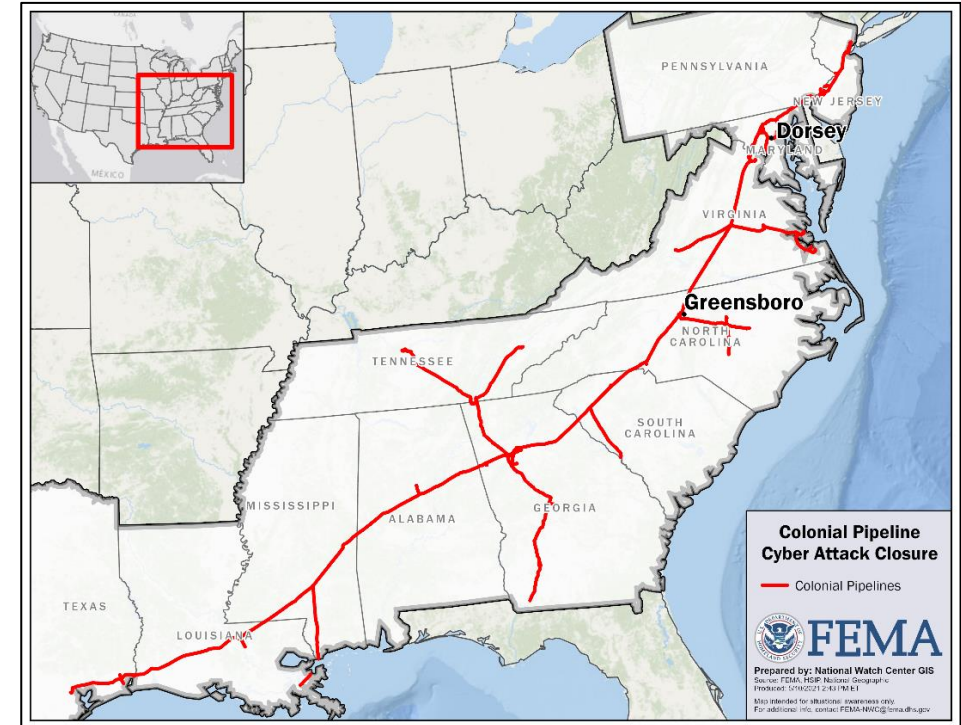
- Colonial Pipeline runs from Houston, TX to Linden, NJ; Transports 2.5 million barrels of gasoline, diesel, jet fuel, and other refined products per day through 5,500 miles of pipeline
- The operations team is developing a system restart plan; they have partnered with the FBI, DHS, and contracted a private Cyber-security provider to address cyber-attack
- [Main lines continue to be offline; some smaller lateral lines between terminals and delivery points are now operational](#)

## **State / Local Response:**

- FL and PA at Full Activation (COVID-19)
- AL, AR, DC, GA, MS, NC, NJ, NY, SC, TN, TX, and VA EOCs at Partial Activation (COVID-19)
- DE, KY, LA, MD EOC are Monitoring (COVID-19)
- [The Governor of NC declared a State of Emergency; suspending motor vehicle fuel regulations to ensure adequate fuel supplies throughout the state](#)

## **FEMA / Federal Response:**

- Region III RRCC is at Level I (COVID-19); RWC is monitoring
- Region II, IV & Region VI RRCCs are at Level III (COVID-19); RWCs are monitoring
- NRCC is at Level I (COVID-19); NWC is monitoring
- Department of Transportation Actions
  - Federal Motor Carrier Safety Administration issued a Regional Emergency Declaration for AL, AR, DC, DE, FL, GA, KY, LA, MD, MS, NJ, NY, NC, PA, SC, TN, TX, and VA
  - [Pipeline and Hazardous Materials Safety Administration issued Stay of Enforcement notice through 23 May](#)



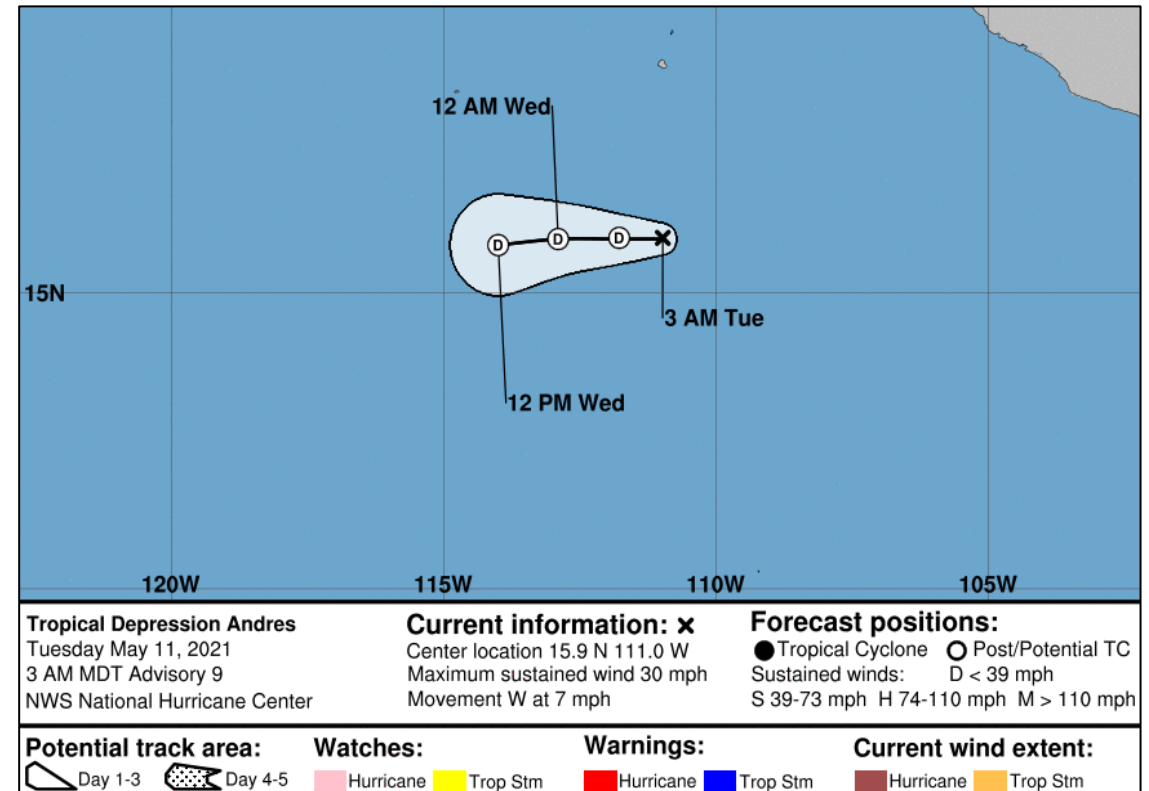
**FEMA**

**National Watch Center**

# Tropical Outlook – Eastern Pacific

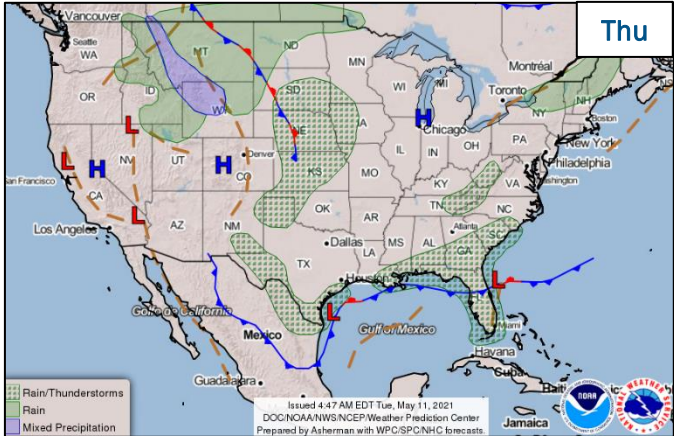
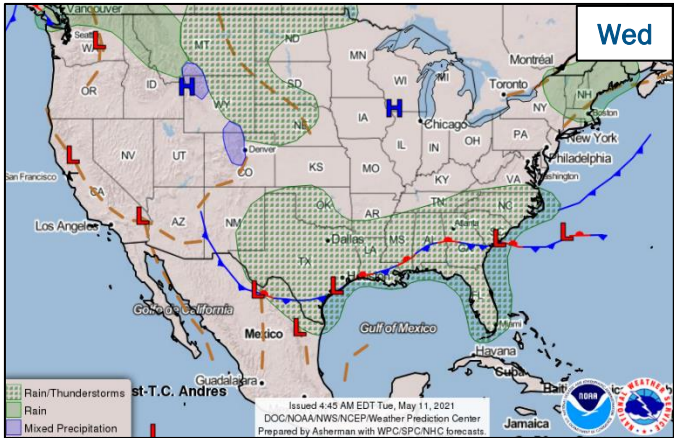
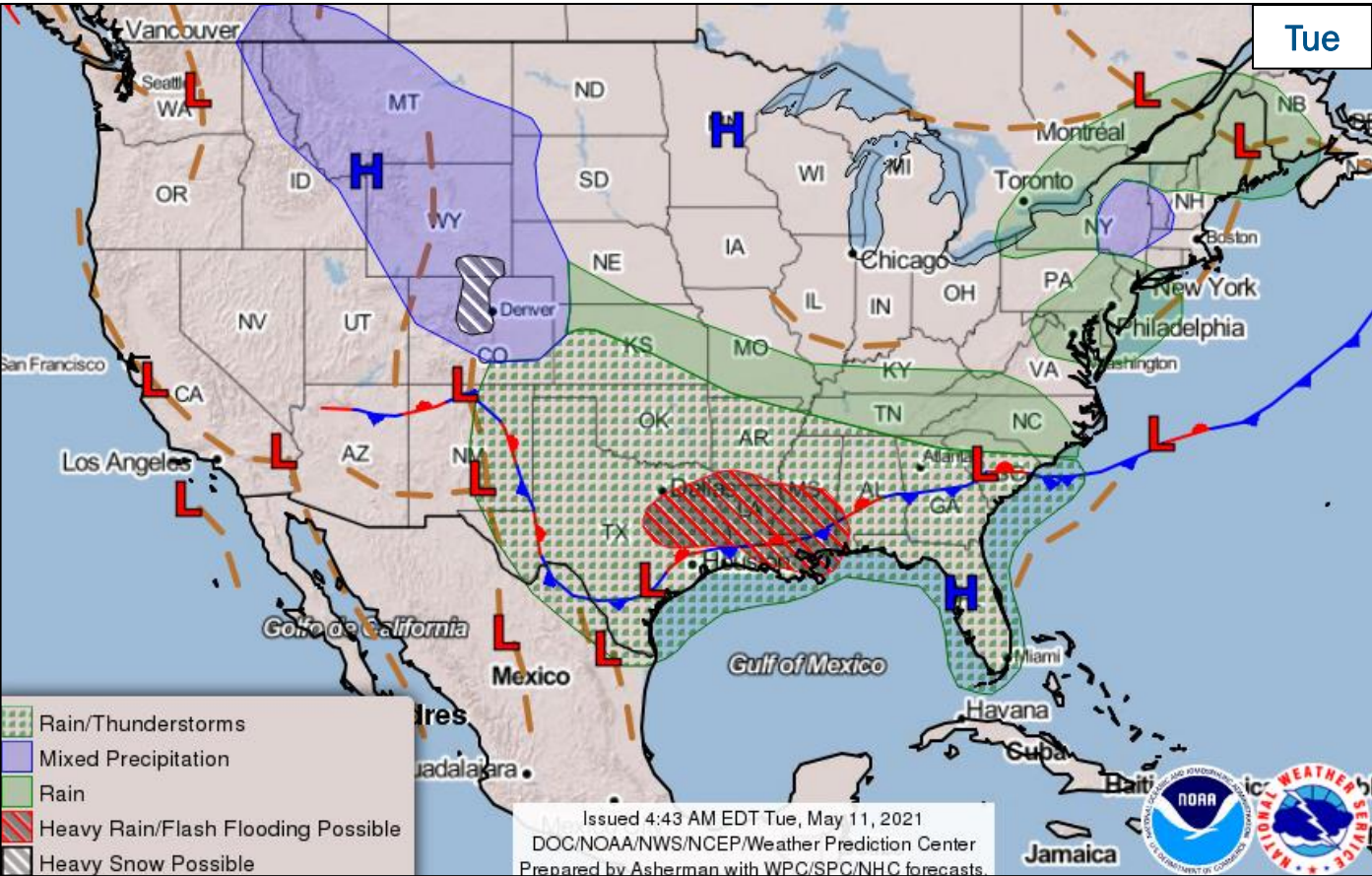
## [Tropical Depression Andres](#) (Advisory 9 as of 5:00 a.m. ET)

- 490 miles S of the Southern tip of Baja California, Mexico
- Moving W at 7 mph
- Maximum sustained wind 30 mph
- Forecast to become a remnant low later this morning and dissipate late Wednesday
- There are no coastal watches and warnings in effect



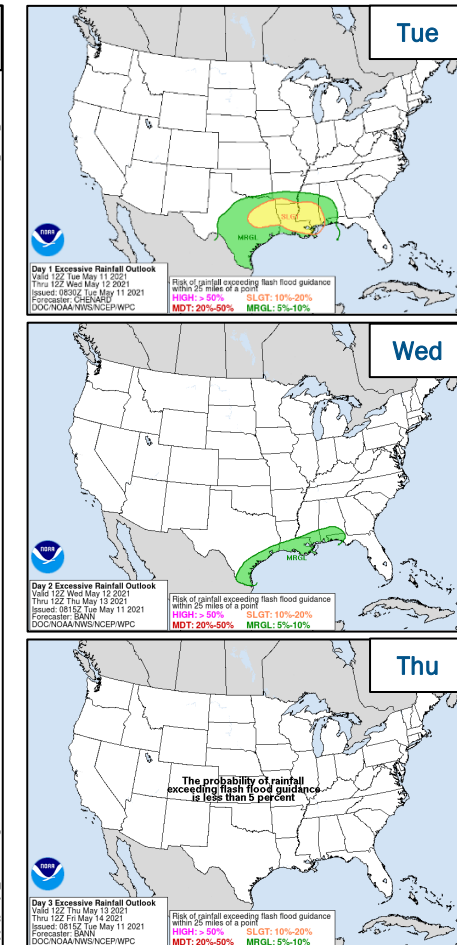
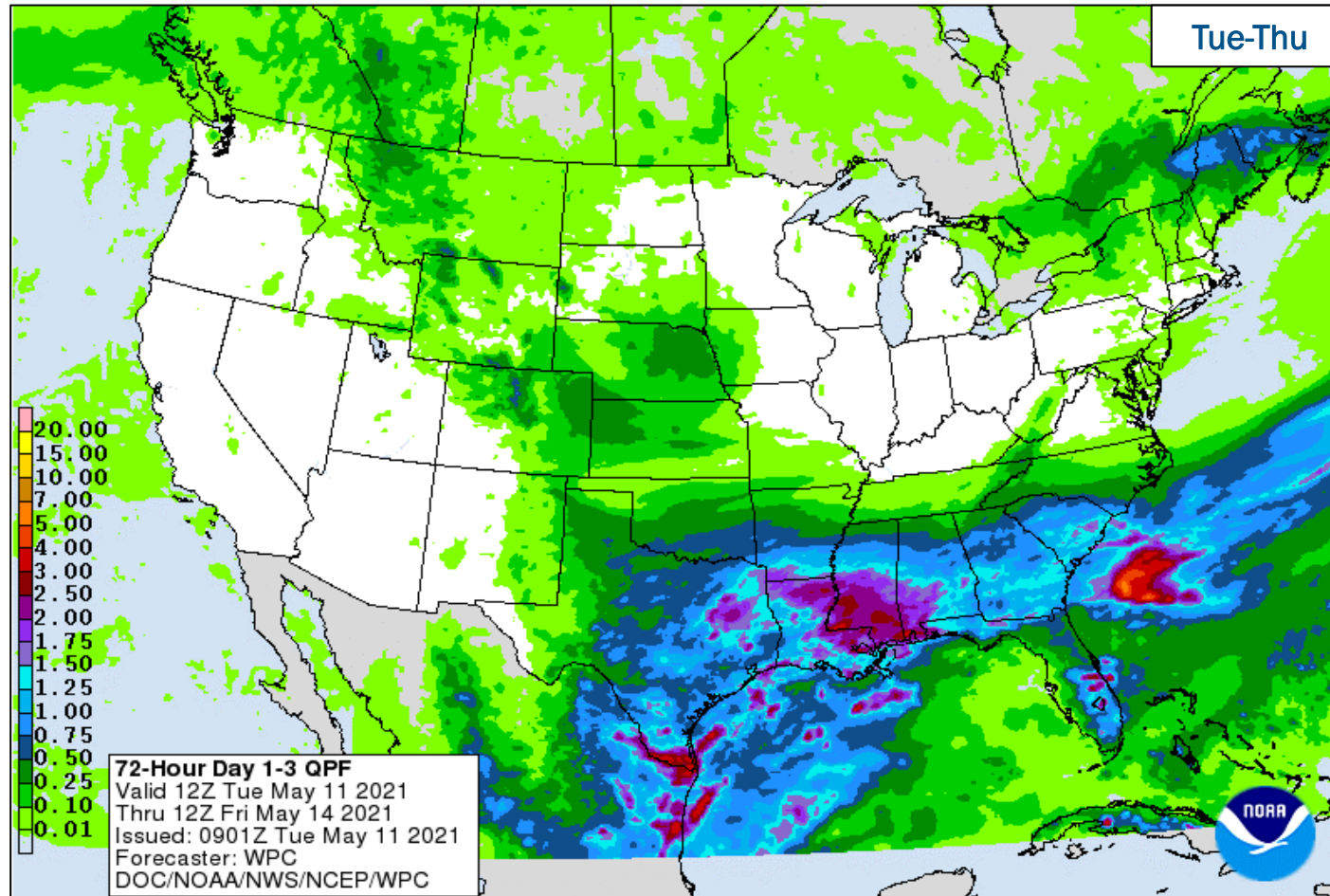


# National Weather Forecast



FEMA

# Precipitation & Excessive Rainfall

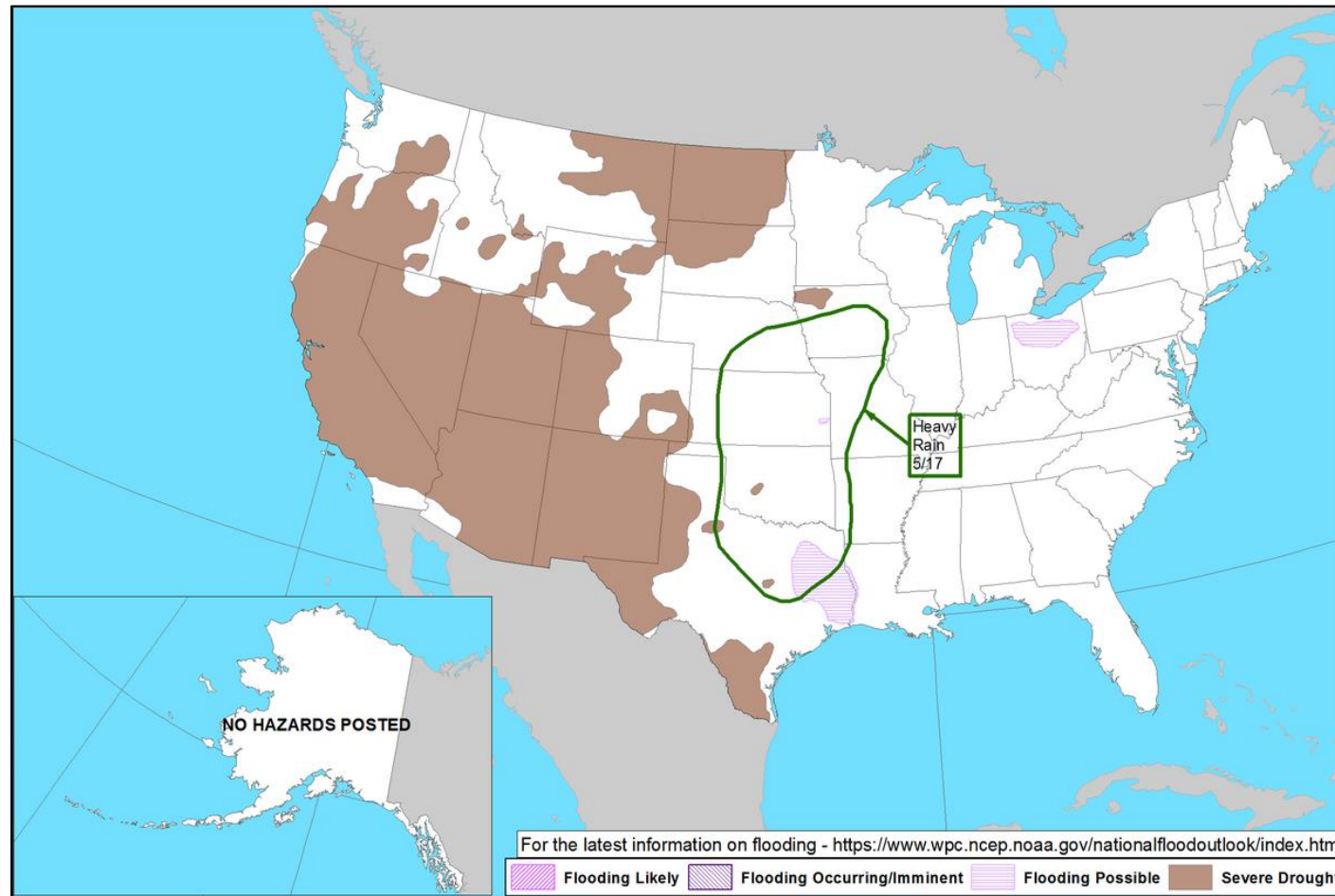


FEMA

National Watch Center



# Hazards Outlook – May 13-17

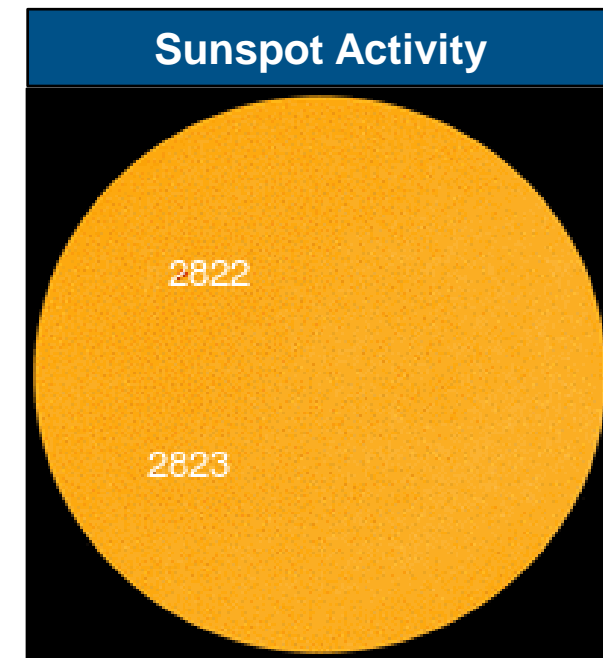



FEMA

National Watch Center

# Space Weather Outlook

	Space Weather Activity	Geomagnetic Storms	Solar Radiation	Radio Blackouts
Past 24 Hours	None	None	None	None
Next 24 Hours	None	None	None	None
For further information on NOAA Space Weather Scales refer to: <a href="http://www.swpc.noaa.gov/noaa-scales-explanation">http://www.swpc.noaa.gov/noaa-scales-explanation</a> For further information on Sunspot Activity refer to: <a href="https://www.swpc.noaa.gov/phenomena/sunspotssolar-cycle">https://www.swpc.noaa.gov/phenomena/sunspotssolar-cycle</a>				



FEMA

National Watch Center



# Joint Preliminary Damage Assessments

Region	State / Location	Event	IA	Number of Counties		Start – End
			PA	Requested	Complete	
VI	AR	Severe Winter Weather Feb 10	IA	0	0	N/A
			PA	17	8	2/10 – TBD



**FEMA**

# Declaration Approved – Virginia

**Declaration:** Major Disaster Declaration FEMA-4602-DR-VA

**Date Requested:** Apr 15

**Date Approved:** May 10

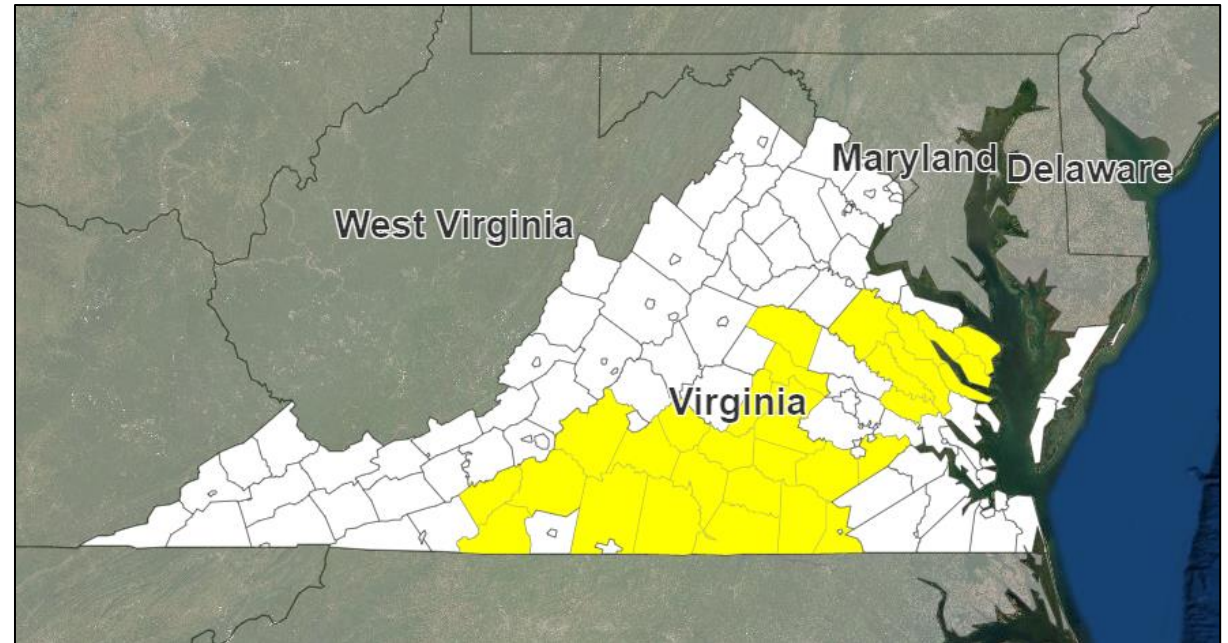
**Incident:** Severe Winter Storms

**Incident Period:** Feb 11-13

**Provides:**

- **PA Only:** 31 counties
- **Hazard Mitigation:** Statewide

**FCO:** Kevin I. Snyder



 **PA**



**FEMA**

National Watch Center

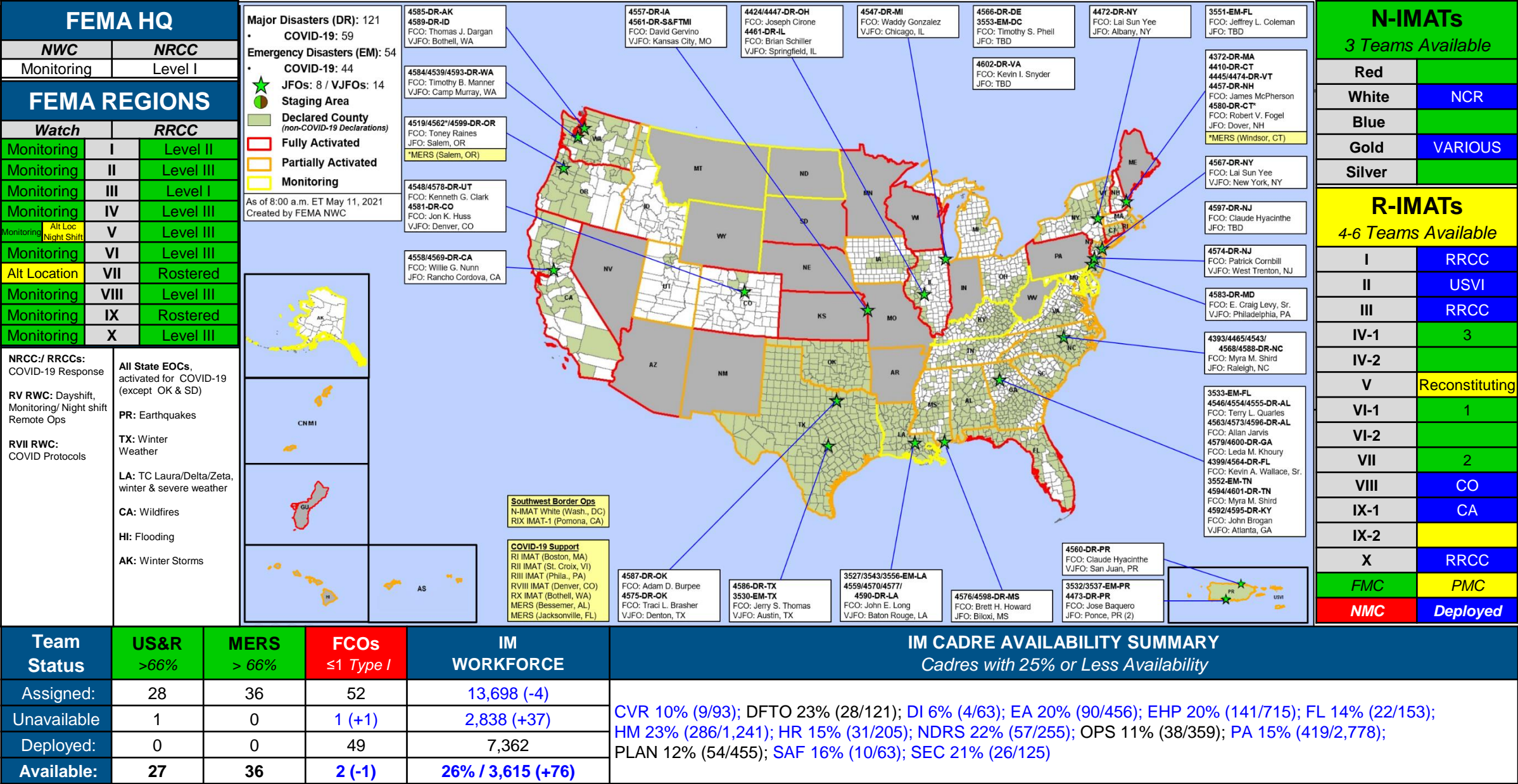
# Declaration Requests in Process – 4

State / Tribe / Territory – Incident Description	Type	IA	PA	HM	Requested
WV – Severe Winter Storm	DR		X	X	4/12
VA – Severe Winter Storms – <a href="#">Approved</a>	DR		X	X	4/15
HI – Severe Storms, Flooding, Landslides, and Mudslides	DR		X	X	4/19
WV – Severe Storms and Flooding	DR	X	X	X	4/30
WY – Severe Winter Storm and Snowstorm	DR		X	X	5/7



**FEMA**

# FEMA Common Operating Picture





# Public Assistance Grant Program

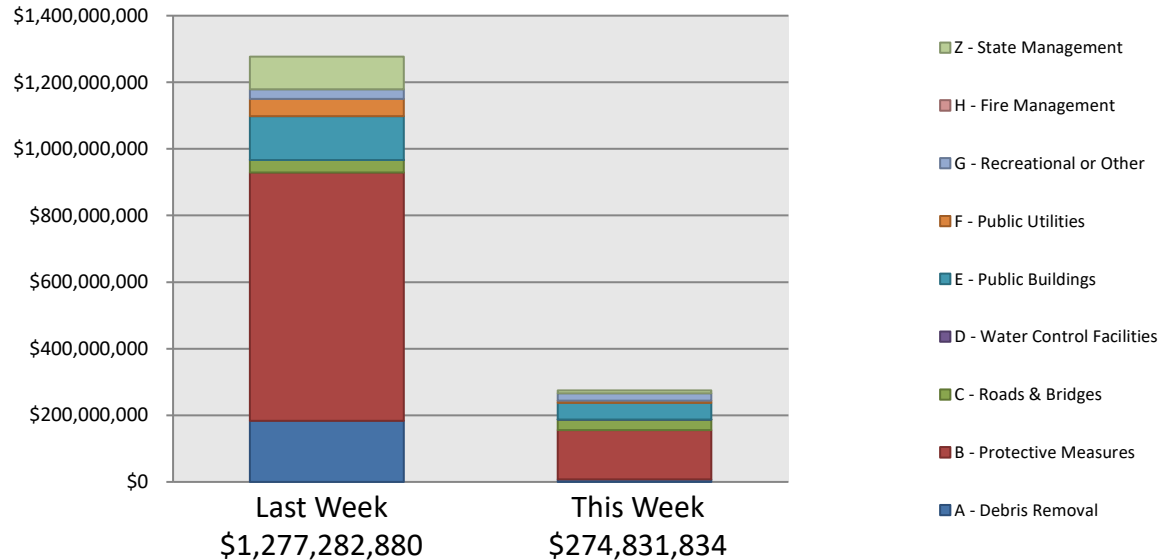
## PA Project Worksheets Obligated

in past week, as of 05/10/2021 at 1500 ET

	Emergency Work		Permanent Work							
PA Category	A - Debris Removal	B - Protective Measures	C - Roads & Bridges	D - Water Control Facilities	E - Public Buildings	F - Public Utilities	G - Recreational or Other	H - Fire Management	Z - State Management	Total
Number Of PWs Obligated	42	305	113	3	96	36	45	0	92	732
Federal Share Obligated	\$7,135,160	\$147,908,086	\$32,358,056	\$45,271	\$49,825,463	\$6,221,412	\$22,164,181	\$0	\$9,174,203.68	\$274,831,833.80

## Public Assistance Obligated per Category

04/26/2021 through 05/10/2021



## COVID-19 Obligated

as of 05/10/21

- Total Public Assistance Obligated: \$23,591,620,700.00

## This Week's PA Highlights

- In 4499-OR
  - \$37 Million obligated for Category B – Protective Measures
- In 4339-PR
  - \$45 Million obligated for Category E – Public Buildings
- In 4340-VI
  - \$19 Million obligated for Category B – Protective Measures
- In 4524-AZ
  - \$12 Million obligated for Category B – Protective Measures



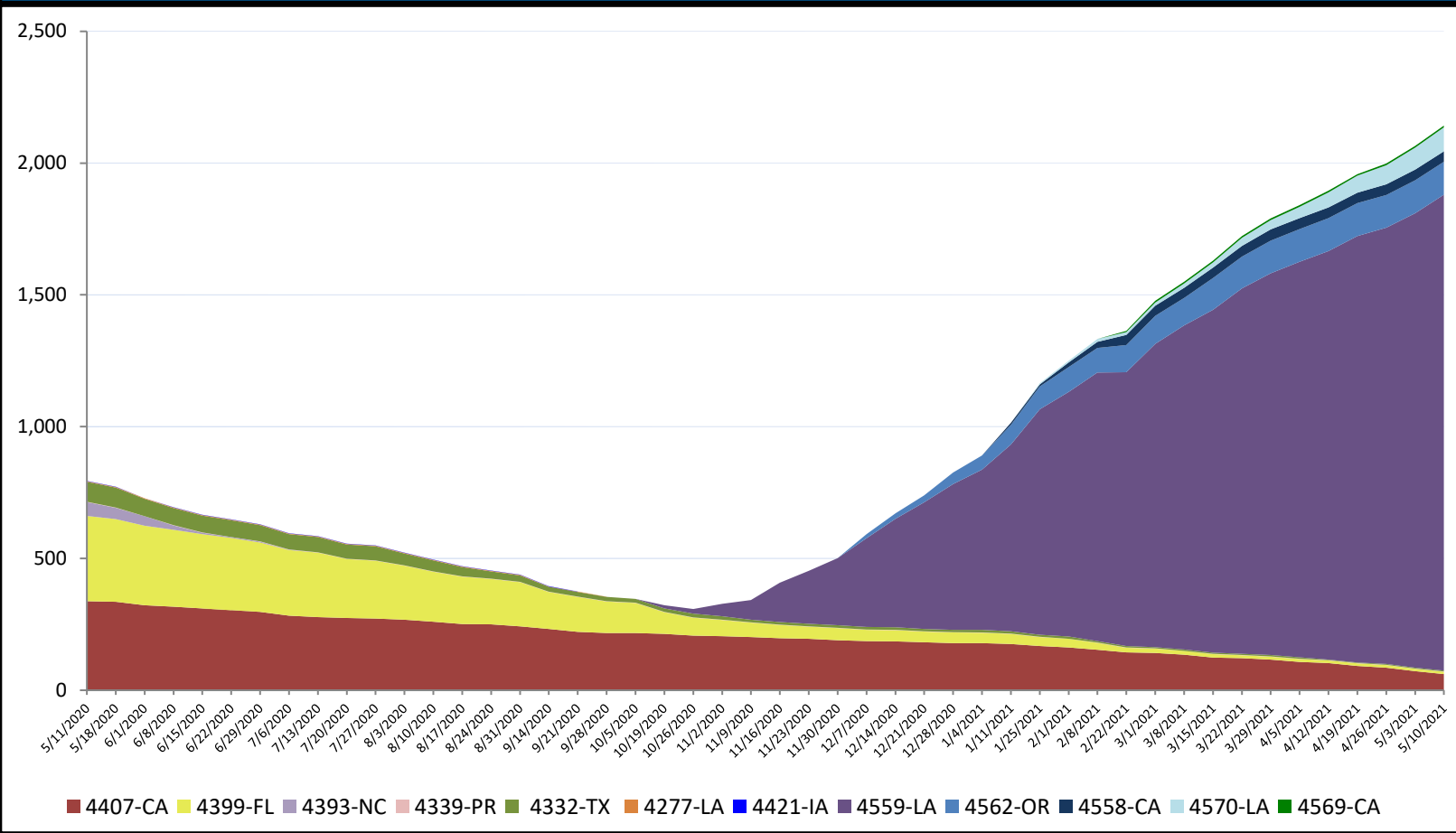
FEMA

National Watch Center

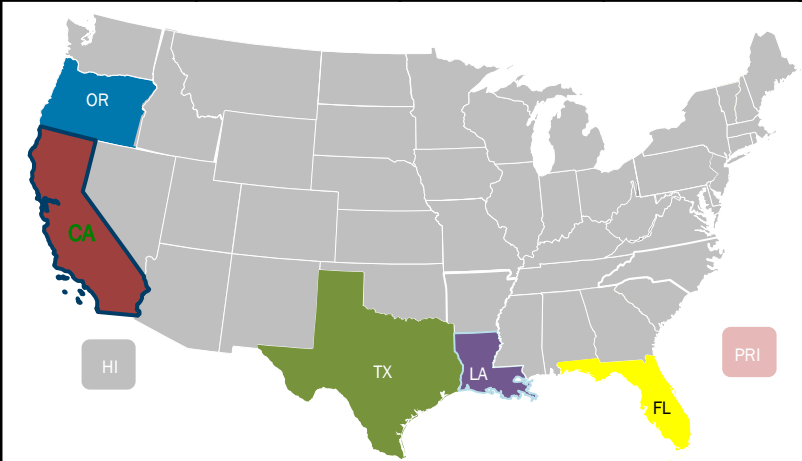
# Direct Housing

## Total Households in FEMA Direct Housing per State

Past Year per Week, 05/11/2020 – 05/10/2021. There are currently **2,142** Households Occupying **2,142** Temporary Units.



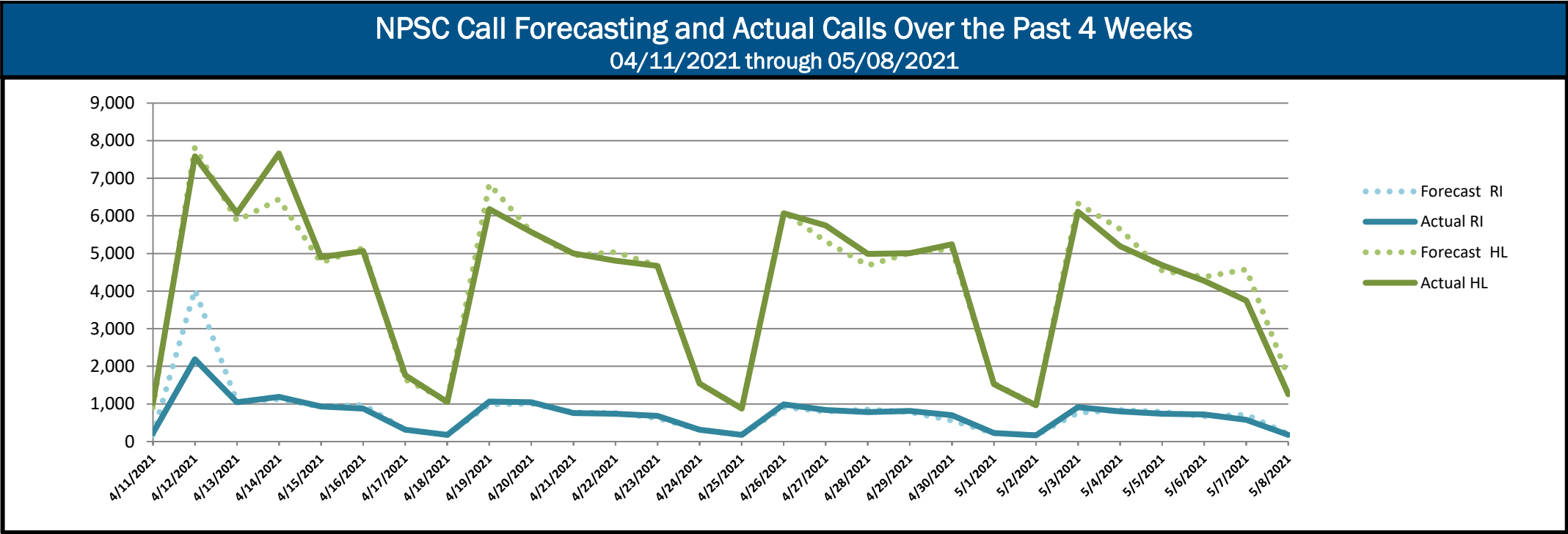
DR	IA Declaration Date	Program End Date	Current # of Households in Direct Housing (Weekly Change)
4570-LA	10/16/2020	4/16/2022	90 (+6)
4569-CA	10/16/2020	4/16/2022	7 (+1)
4562-OR	9/15/2020	3/15/2022	125 (0)
4559-LA	8/28/2020	2/28/2022	1805 (+81)
4558-CA	8/22/2020	2/22/2022	40 (0)
4407-CA	11/12/2018	5/12/2020	62 (-11)
4399-FL	10/11/2018	4/11/2020	9 (-1)
4339-PR	9/20/2017	9/20/2019	1 (0)
4332-TX	8/25/2017	8/25/2019	3 (0)



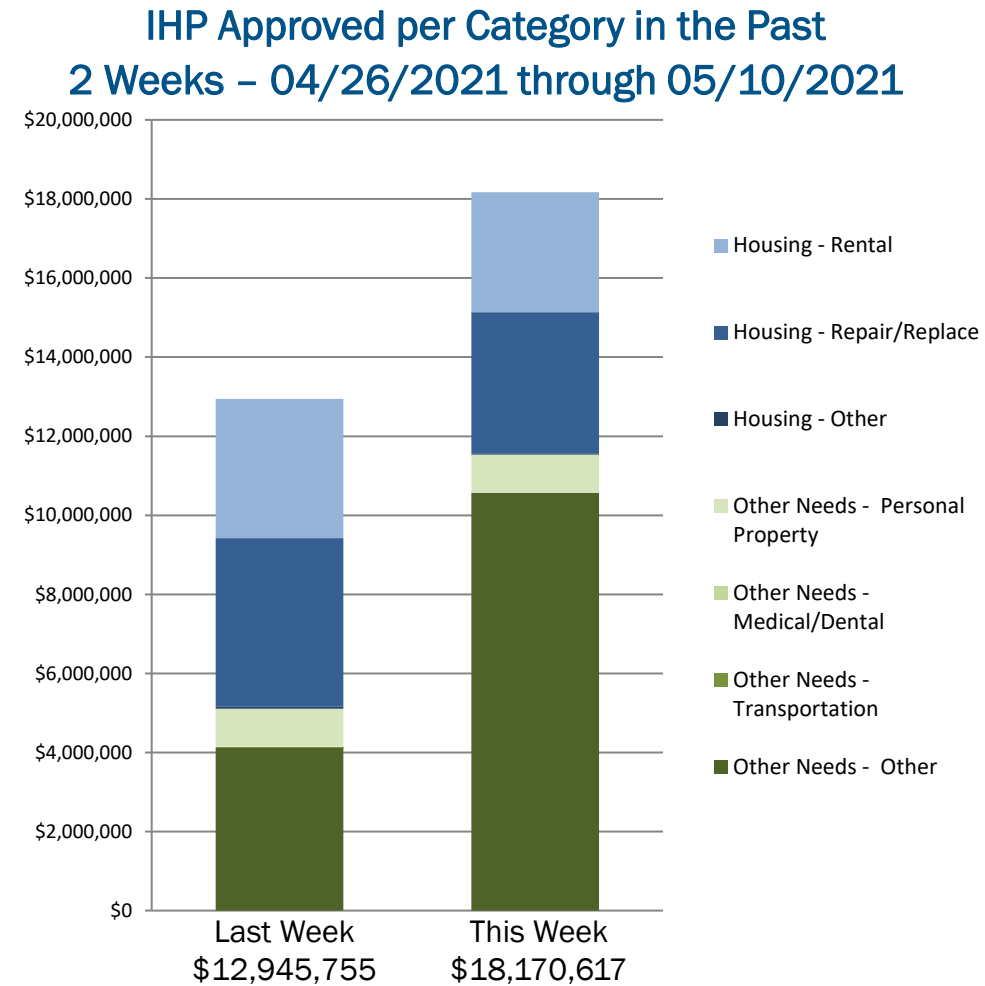
States with Currently Occupied Units

# NPSC Call Activity

NPSC Call Activity in the Past Week		
05/02/2021 through 05/08/2021		
Call Type	Projected Calls	Actual Calls
Registration Intake:	4,141	4,091
Helpline:	28,159	26,243
Combined:	32,300	30,334



# Individual Assistance Activity







# FEMA

Helping people before, during, and after disasters.

[Click here to subscribe to this briefing.](#)