

FEMA National Watch Center

Daily Operations Briefing

Tuesday, May 18, 2021

8:30 a.m. ET



FEMA

National Current Ops / Monitoring

New Significant Incidents / Ongoing Ops

- COVID-19
- Colonial Pipeline Restoration-Final SPOTREP issued
- Severe weather and flash flooding – LA & TX

Hazard Monitoring

- Tropical Activity:
 - Eastern Pacific: Disturbance 1: Low (20%)
- Severe thunderstorms possible– Southern Plains
- Heavy rain and flash flooding possible – Southern Plains and Lower Mississippi Valley

Disaster Declaration Activity

- None

Event Monitoring

- None



FEMA

Severe Weather / Flash Flooding – LA & TX

Current Situation: Severe storms and heavy rains moved through the Southern Plains and Lower Mississippi Valley overnight. There were preliminary reports of 18 tornadoes, 66 hail, and 29 wind reports in Region VI. Extensive flooding has occurred in LA; Lake Charles received 15 inches of rain overnight. Additional rain is expected over the next several days. Numerous Flash Flood Watches and Warnings are in effect.

Impacts:

Safety and Security:

- LA: Water rescues in southwest LA due to flooding

Food, Water, Shelter

- LA: 1 shelter open in Lake Charles with 105 occupants (*ARC Midnight Shelter Count as of 7:03 a.m. ET*)

Energy:

- LA: 28k customers (1.3%) without power statewide; East Baton Rouge Parish has 17k customers (8.33%) without power (*DOE Eagle-I as of 7:00 a.m. ET*)
- TX: minimal power outages statewide

Transportation:

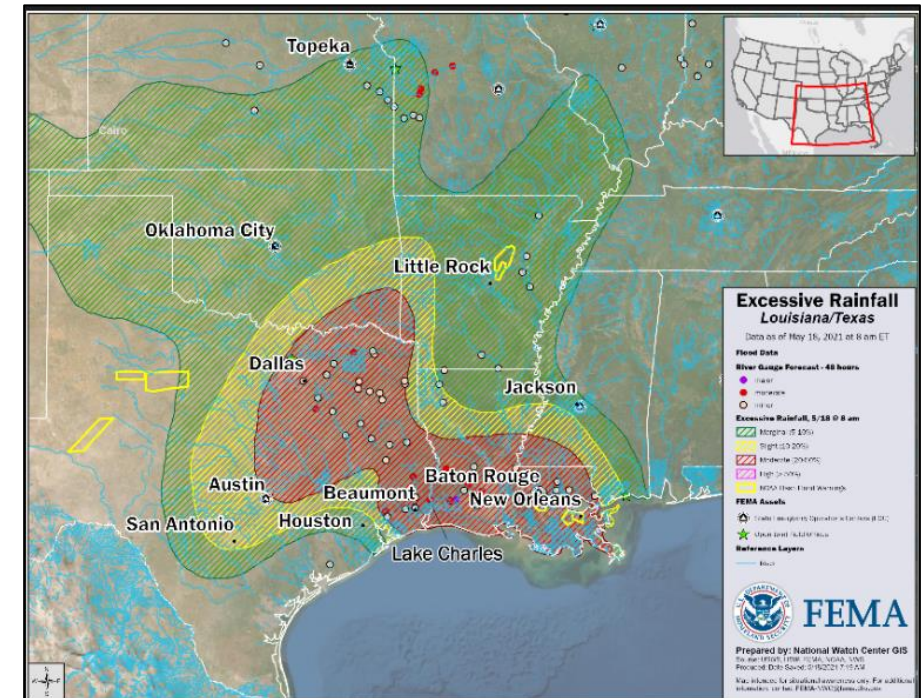
- LA: multiple road closures across the state due to flooding

State / Local Response:

- LA EOC at Monitoring (COVID-19, tropical weather, Tropical Cyclones Delta and Zeta)
 - LA Governor declared a state of emergency to provide state resources to local governments
 - State search and rescue assets positioned in Lake Charles due to flash flooding
- TX EOC at Partial Activation (COVID-19)
 - TX has rostered a Type 1 USAR team, SAR assets from state agencies and an Emergency Medical Task Force to respond if needed

FEMA / Federal Response :

- Region VI / Denton MOC is monitoring; RRCC at Level III (COVID-19)
- Region VI IMAT-1 and IMAT-2 are Available

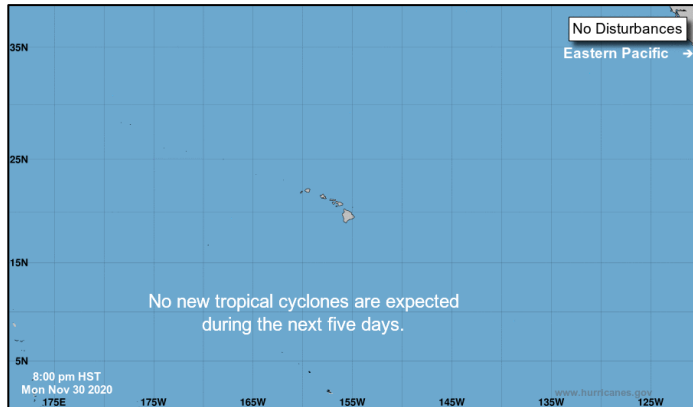


FEMA

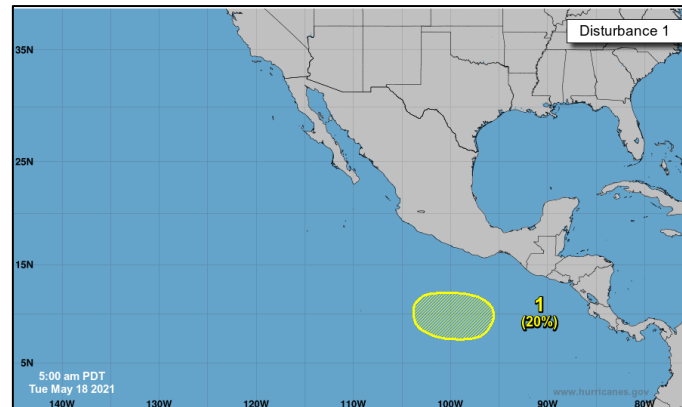
National Watch Center

Tropical Outlook – Five Day

Central Pacific



Eastern Pacific



Atlantic



Disturbance 1 (as of 8:00 a.m. ET)

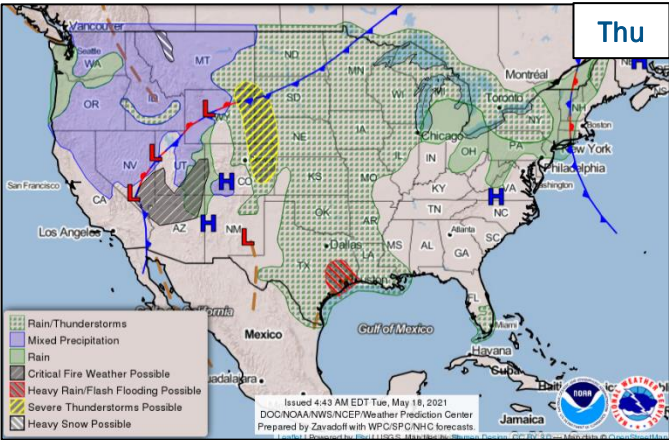
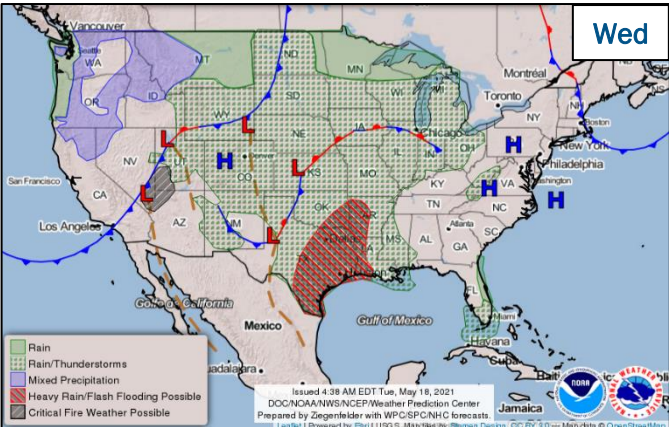
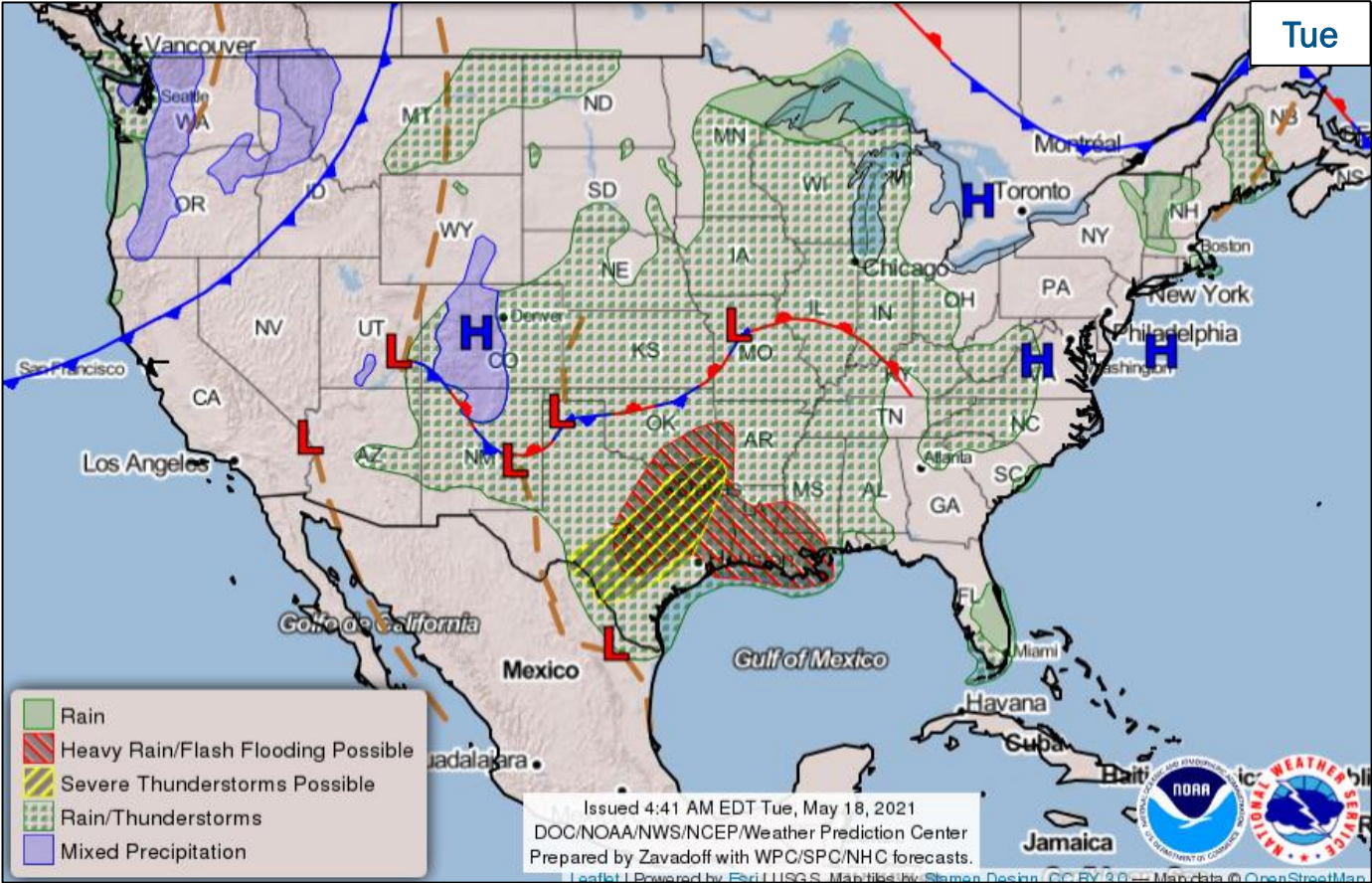
- Could form in a couple of days a few hundred miles SSW of the Gulf of Tehauntepec
- Some slow development is possible as it moves W at 5-10 mph
- 48-hour formation chance: Low (near 0%)
- 5-day formation chance: Low (20%)



FEMA

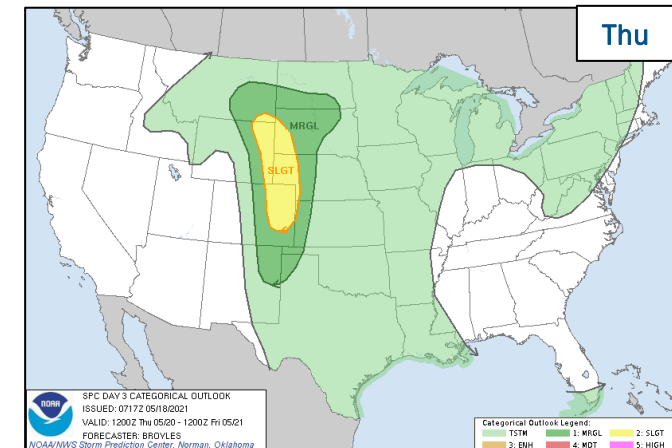
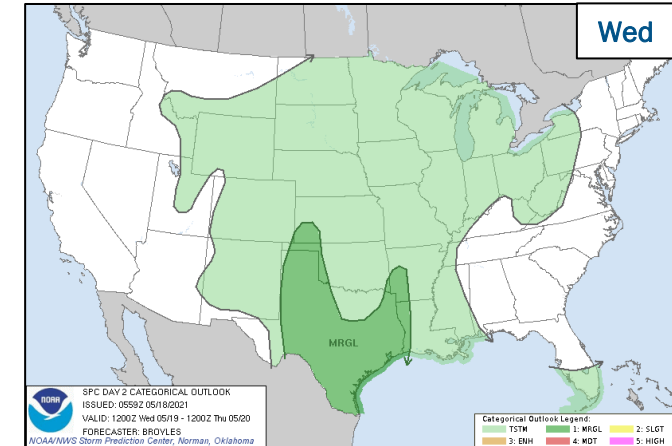
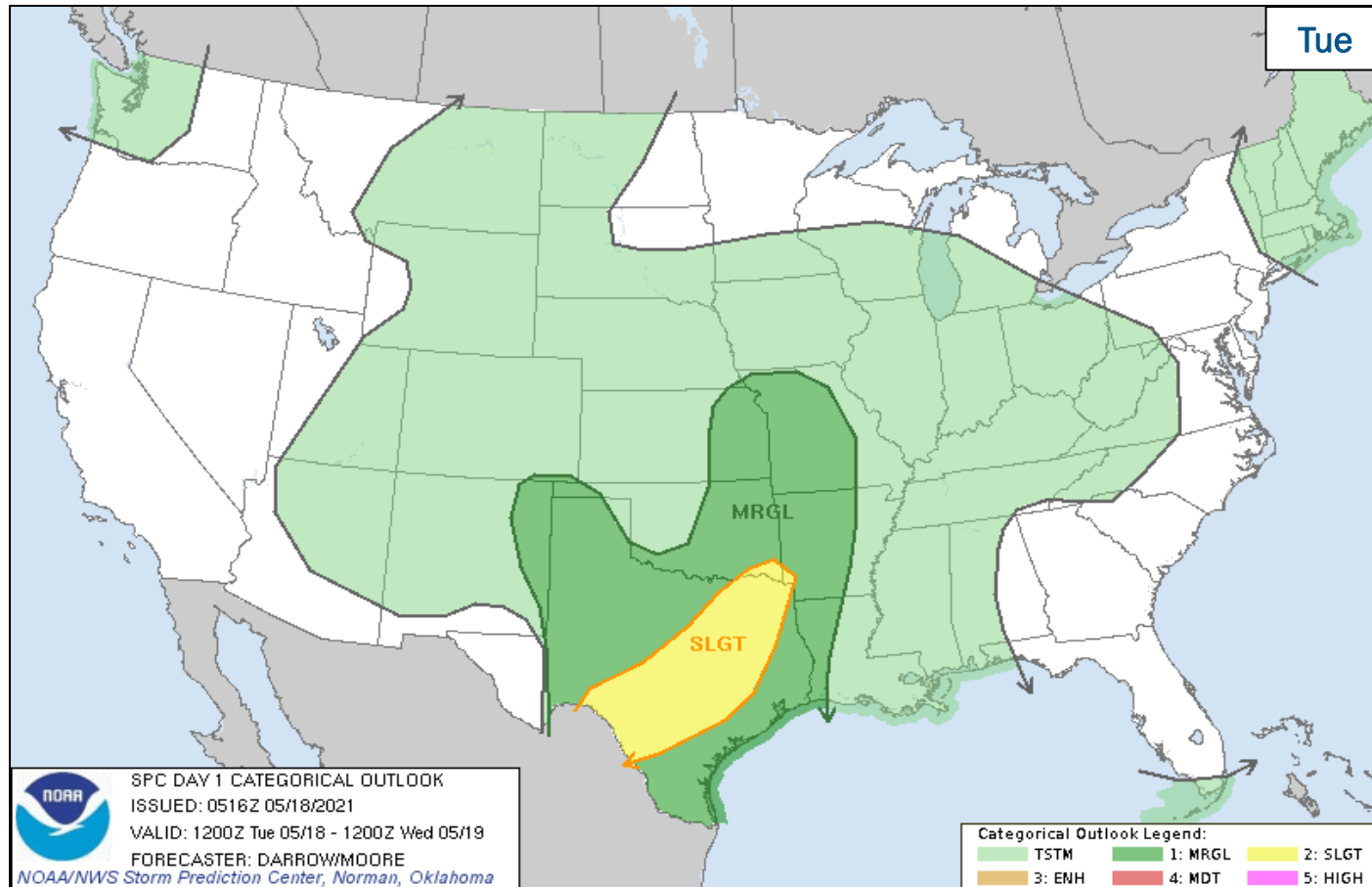
National Watch Center

National Weather Forecast



FEMA

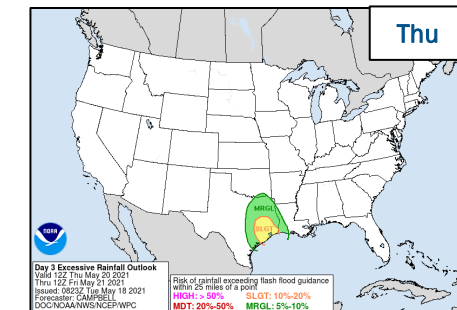
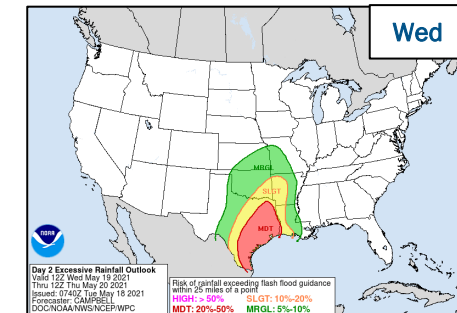
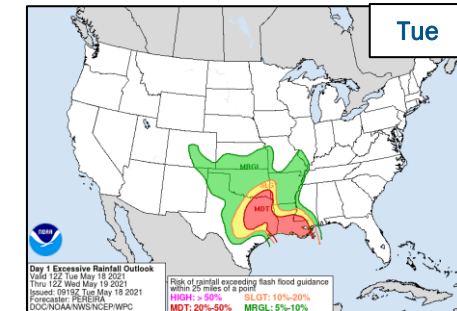
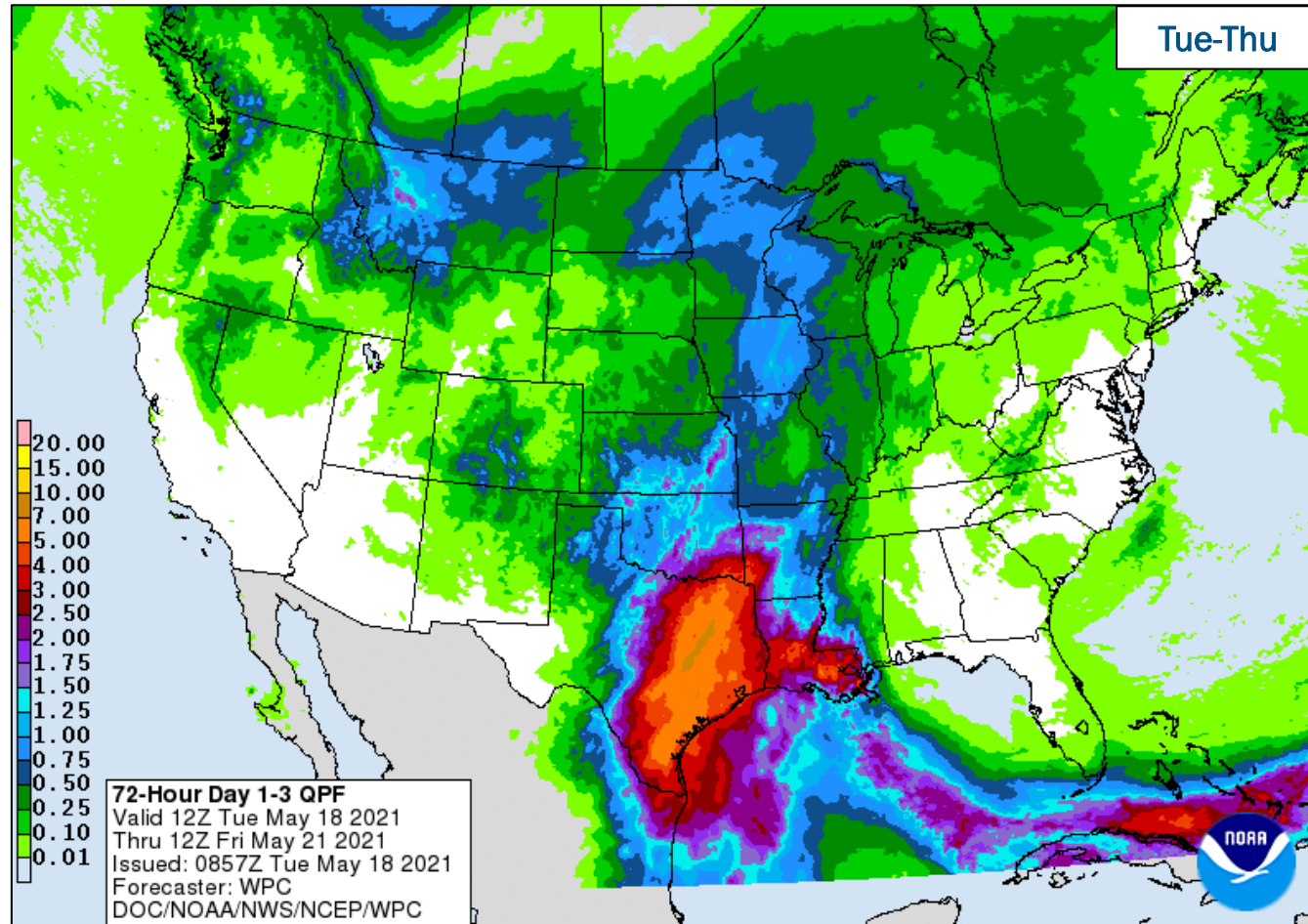
Severe Weather Outlook



FEMA

National Watch Center

Precipitation & Excessive Rainfall

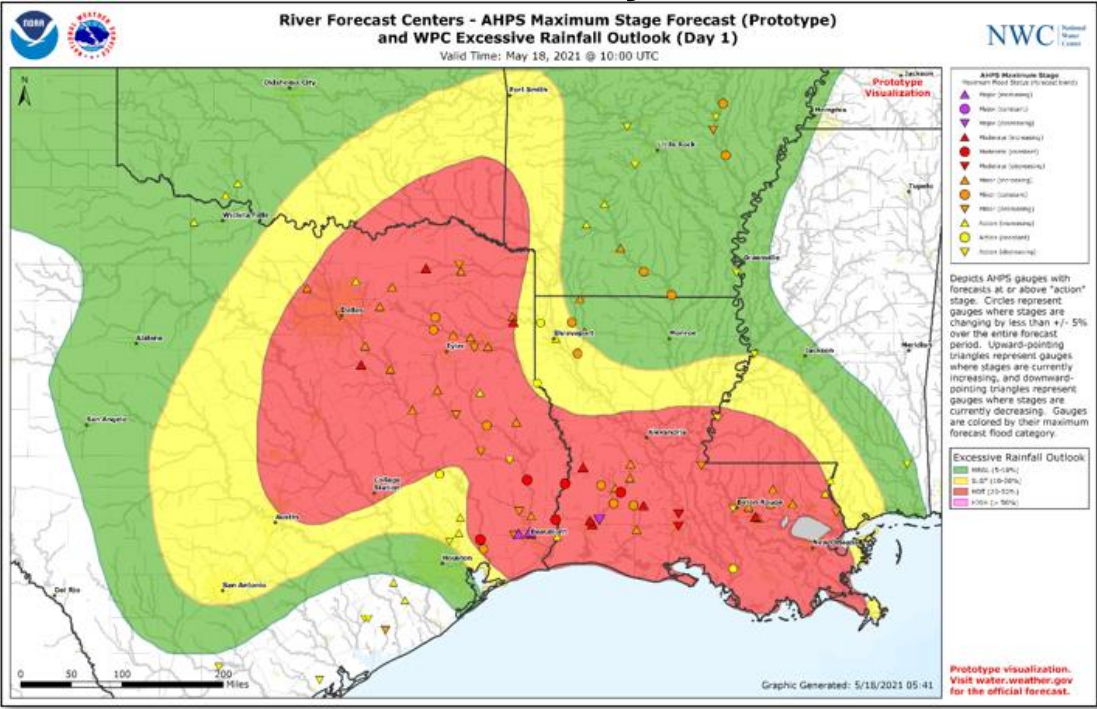


FEMA

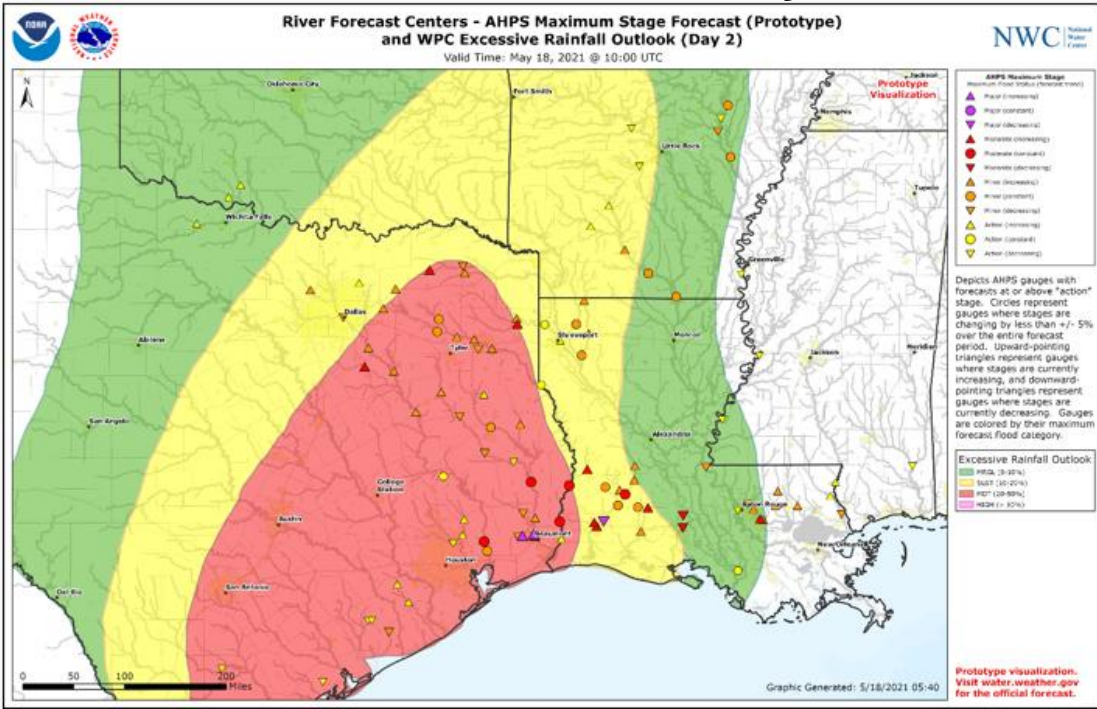
National Watch Center

Excessive Rainfall Outlook

Tuesday

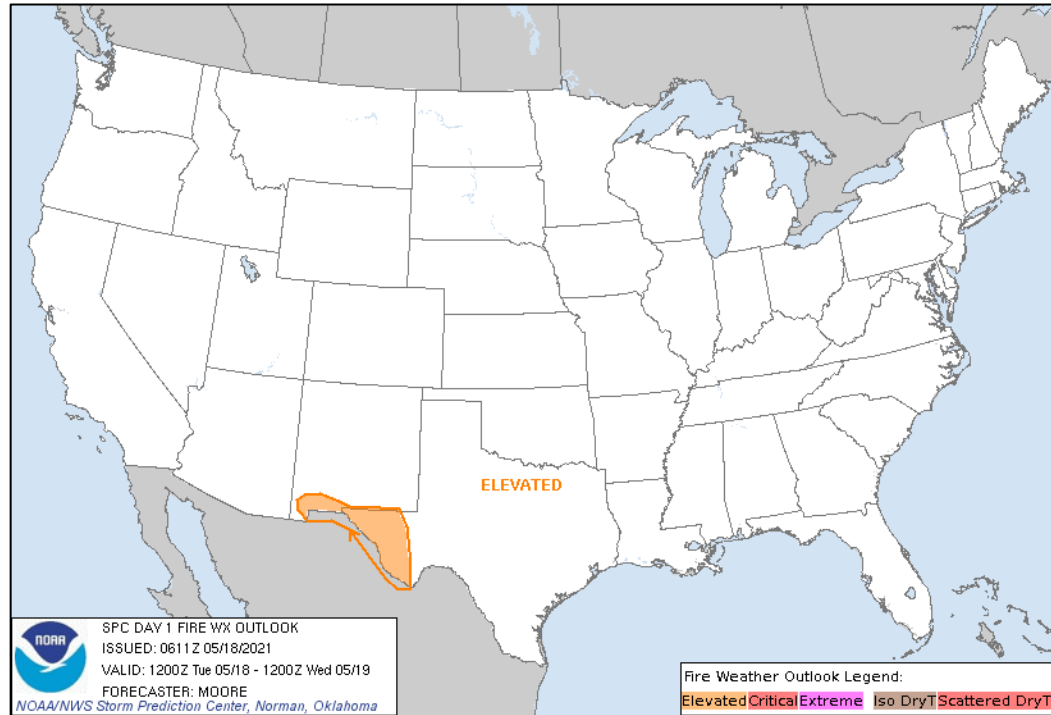


Wednesday

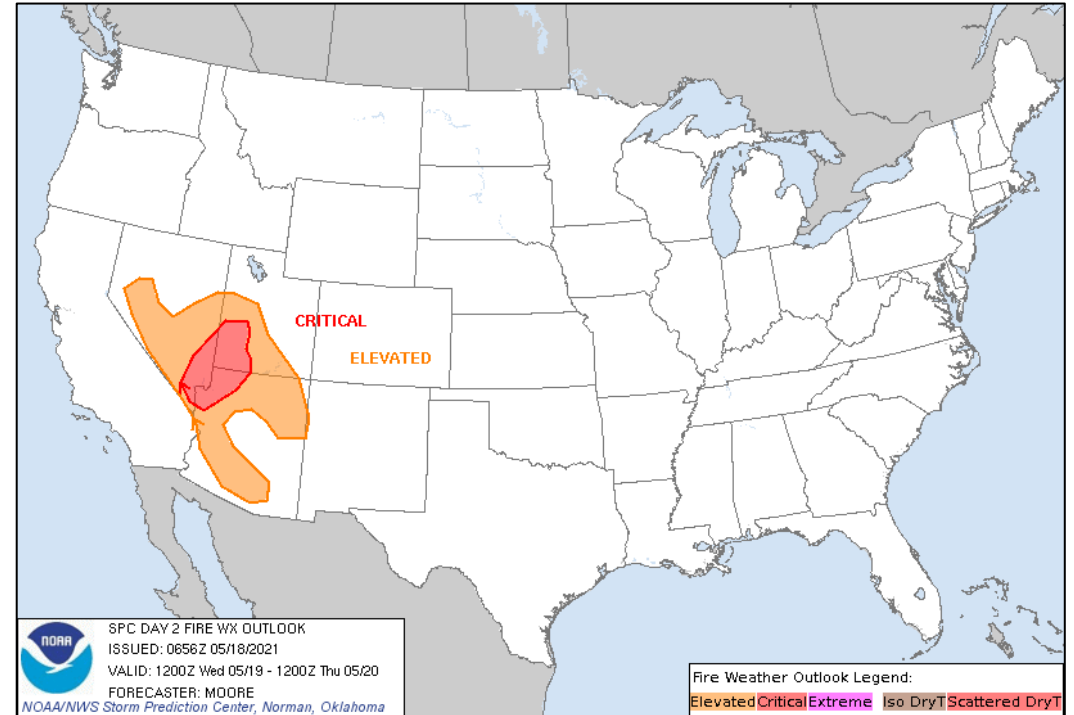


FEMA

Fire Weather Outlook



Today



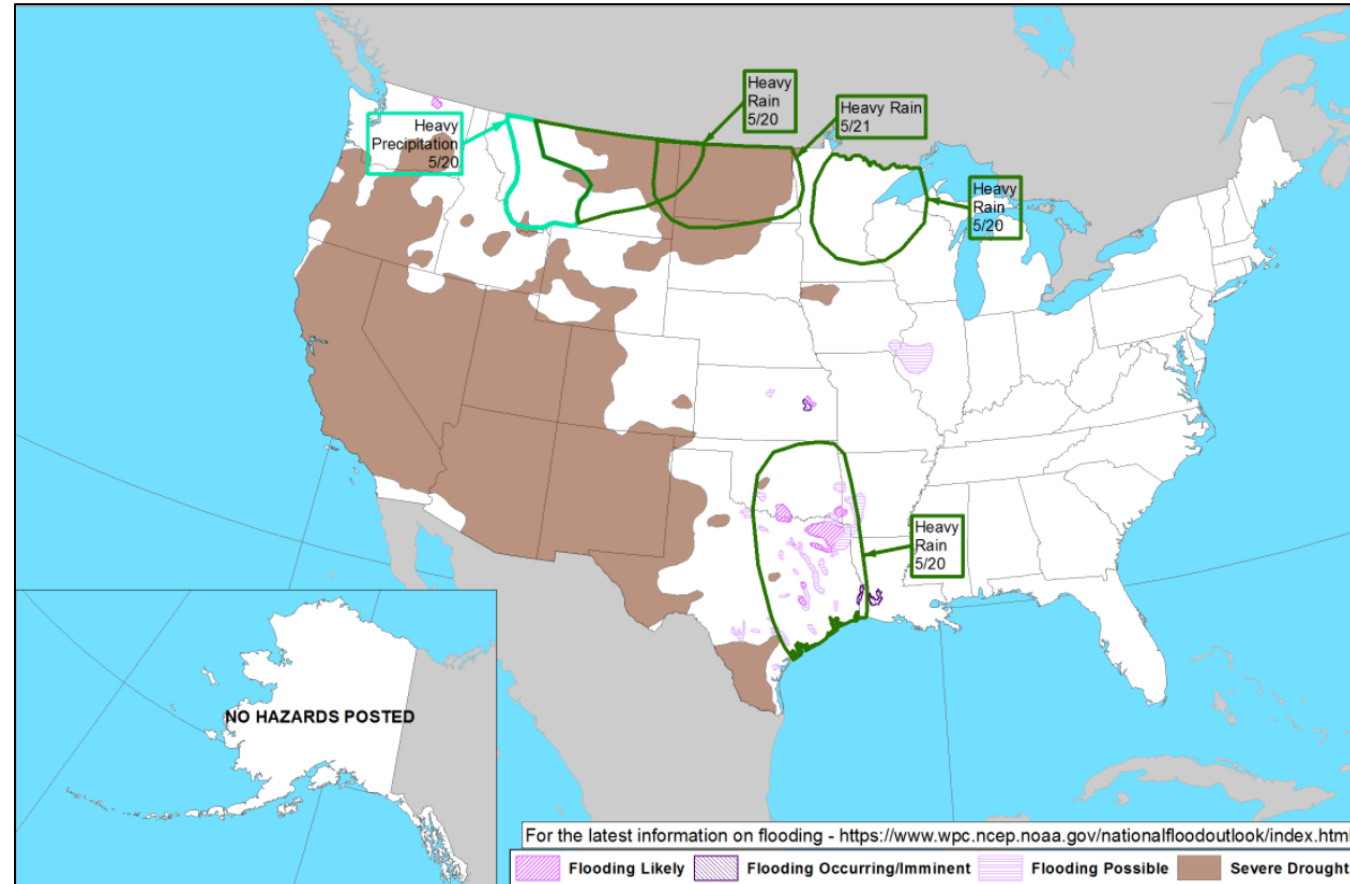
Tomorrow



FEMA

National Watch Center

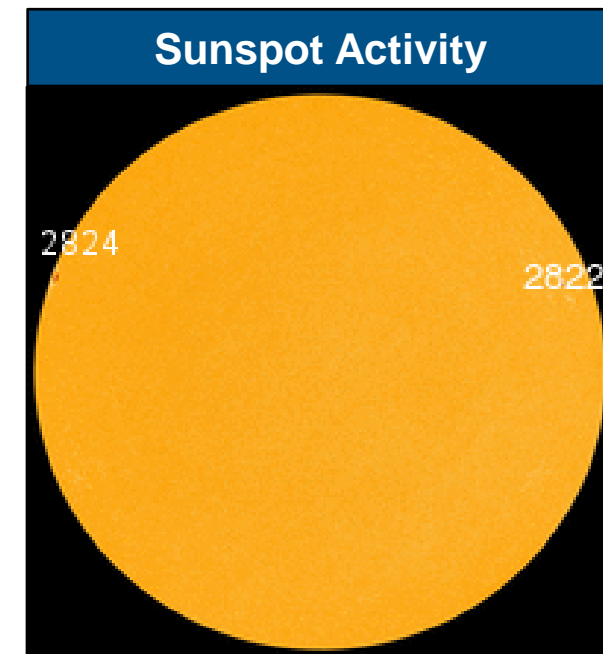

Hazards Outlook – May 20 - 24



FEMA

Space Weather Outlook

	Space Weather Activity	Geomagnetic Storms	Solar Radiation	Radio Blackouts
Past 24 Hours	None	None	None	None
Next 24 Hours	Minor	G1	None	None
For further information on NOAA Space Weather Scales refer to: http://www.swpc.noaa.gov/noaa-scales-explanation For further information on Sunspot Activity refer to: https://www.swpc.noaa.gov/phenomena/sunspotssolar-cycle				



FEMA

National Watch Center

Joint Preliminary Damage Assessments

Region	State / Location	Event	IA	Number of Counties		Start – End
			PA	Requested	Complete	
VI	AR	Severe Winter Weather Feb 10-20	IA	0	0	N/A
			PA	17	8	4/20 – TBD



FEMA

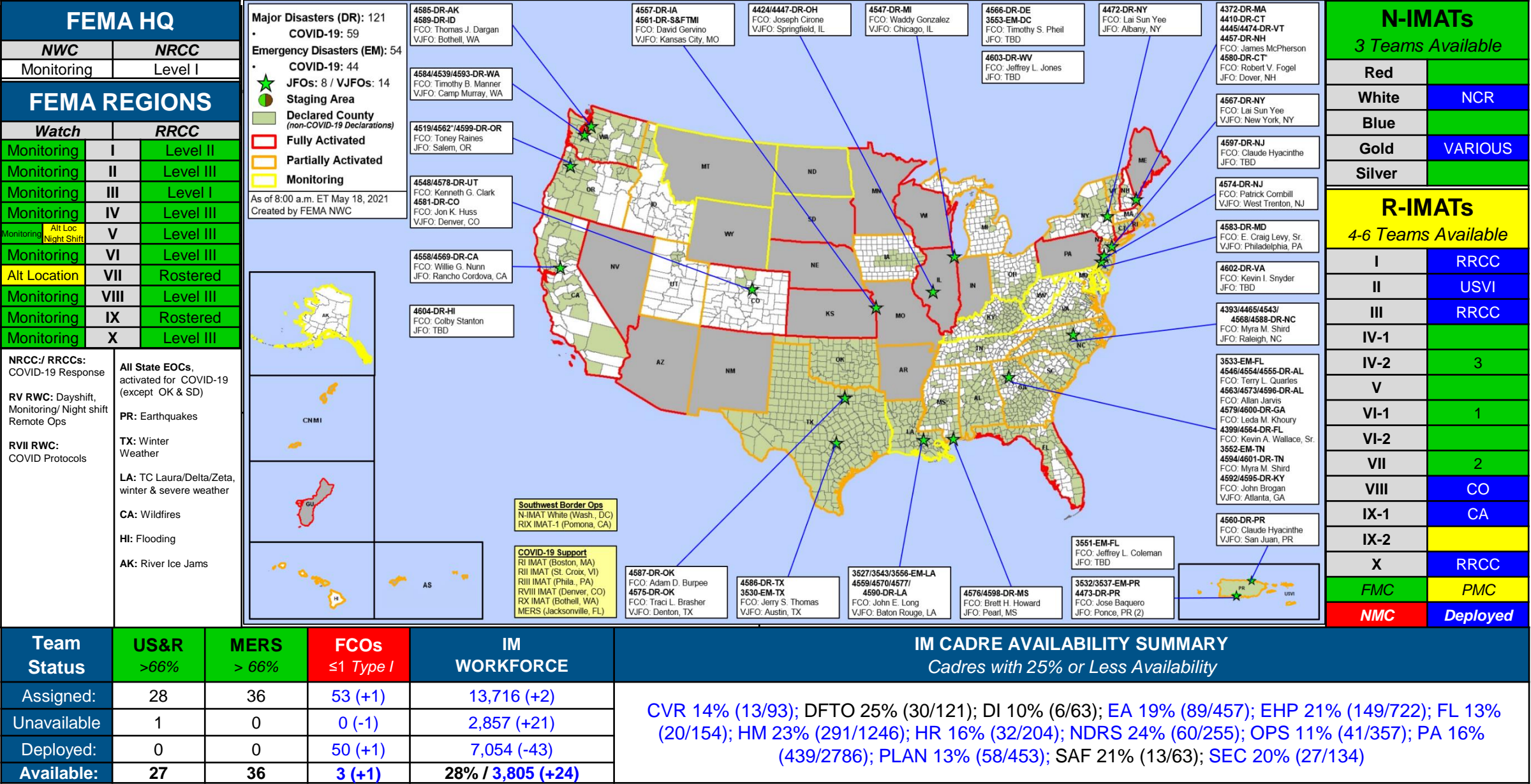
Declaration Requests in Process – 3

State / Tribe / Territory – Incident Description	Type	IA	PA	HM	Requested
WV – Severe Storms and Flooding	DR	X	X	X	4/30
WY – Severe Winter Storm and Snowstorm	DR		X	X	5/7
TX – Hurricane Hanna – Appeal	DR		X	X	5/12



FEMA

FEMA Common Operating Picture



Team Status

US&R

MERS

FCOs

IM WORKFORCE

Assigned:

Unavailable

Deployed:

Available:

28

1

0

27

36

0

36

53 (+1)

0 (-1)

50 (+1)

3 (+1)

13,716 (+2)

2,857 (+21)

7,054 (-43)

28% / 3,805 (+24)

IM CADRE AVAILABILITY SUMMARY

Cadres with 25% or Less Availability

CVR 14% (13/93); DFTO 25% (30/121); DI 10% (6/63); EA 19% (89/457); EHP 21% (149/722); FL 13% (20/154); HM 23% (291/1246); HR 16% (32/204); NDRS 24% (60/255); OPS 11% (41/357); PA 16% (439/2786); PLAN 13% (58/453); SAF 21% (13/63); SEC 20% (27/134)

Public Assistance Grant Program

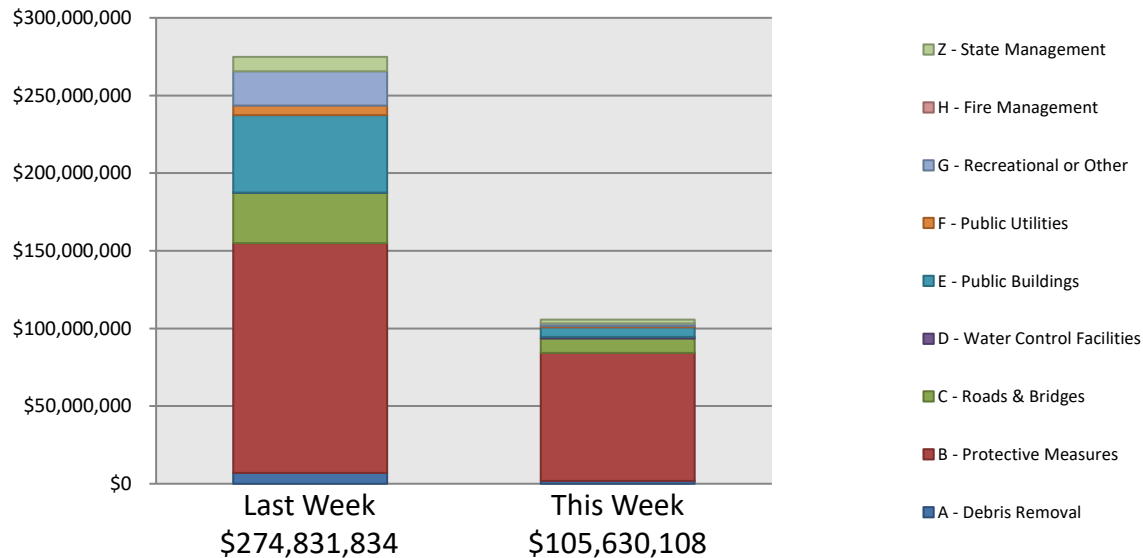
PA Project Worksheets Obligated

in past week, as of 05/17/2021 at 1500 ET

	Emergency Work		Permanent Work							
PA Category	A - Debris Removal	B - Protective Measures	C - Roads & Bridges	D - Water Control Facilities	E - Public Buildings	F - Public Utilities	G - Recreational or Other	H - Fire Management	Z - State Management	Total
Number Of PWs Obligated	20	392	65	5	25	9	15	0	64	595
Federal Share Obligated	\$1,913,000	\$82,424,456	\$9,149,963	\$1,177,404	\$6,198,765	\$651,883	\$1,633,653	\$0	\$2,480,982.79	\$105,630,108.05

Public Assistance Obligated per Category

05/03/2021 through 05/17/2021



COVID-19 Obligated

as of 05/17/21

- Total Public Assistance Obligated: \$23,647,973,337.00

This Week's PA Highlights

- In 4488-NJ
 - \$34 Million obligated for Category B – Protective Measures
- In 4534-ID
 - \$23 Million obligated for Category B – Protective Measures
- In 4482-CA
 - \$4 Million obligated for Category B – Protective Measures



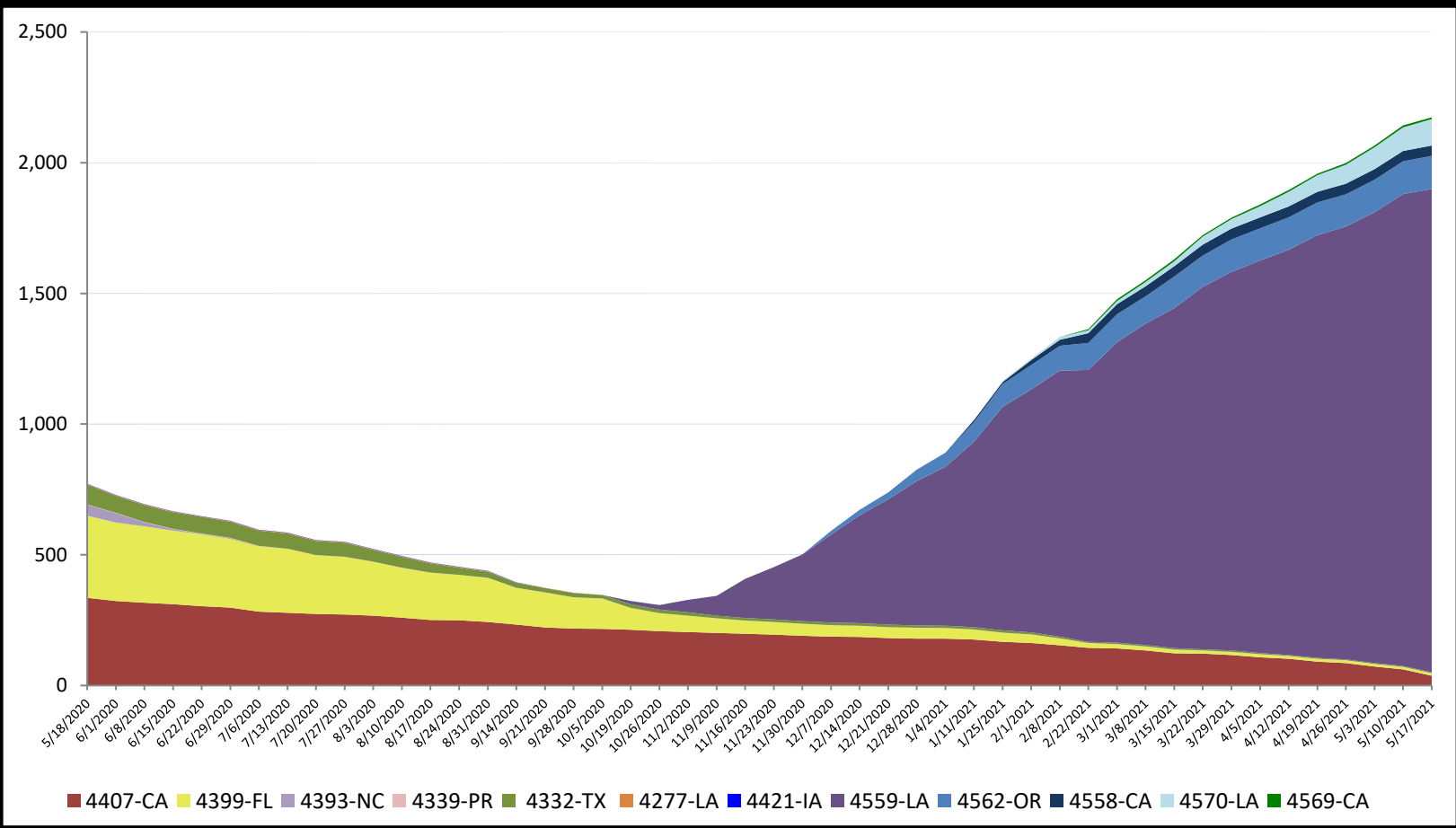
FEMA

National Watch Center

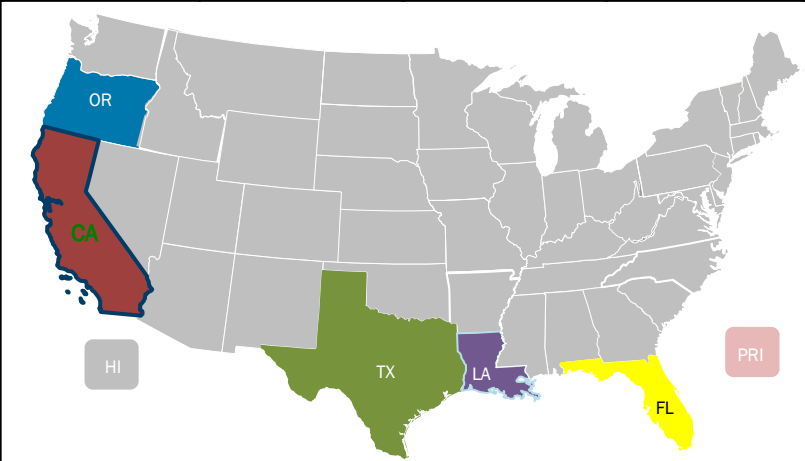
Direct Housing

Total Households in FEMA Direct Housing per State

Past Year per Week, 05/18/2020 – 05/17/2021. There are currently **2,173** Households Occupying **2,173** Temporary Units.



DR	IA Declaration Date	Program End Date	Current # of Households in Direct Housing (Weekly Change)
4570-LA	10/16/2020	4/16/2022	102 (+12)
4569-CA	10/16/2020	4/16/2022	6 (-1)
4562-OR	9/15/2020	3/15/2022	126 (+1)
4559-LA	8/28/2020	2/28/2022	1849 (+44)
4558-CA	8/22/2020	2/22/2022	39 (-1)
4407-CA	11/12/2018	5/12/2020	38 (-24)
4399-FL	10/11/2018	4/11/2020	9 (0)
4339-PR	9/20/2017	9/20/2019	1 (0)
4332-TX	8/25/2017	8/25/2019	3 (0)



States with Currently Occupied Units

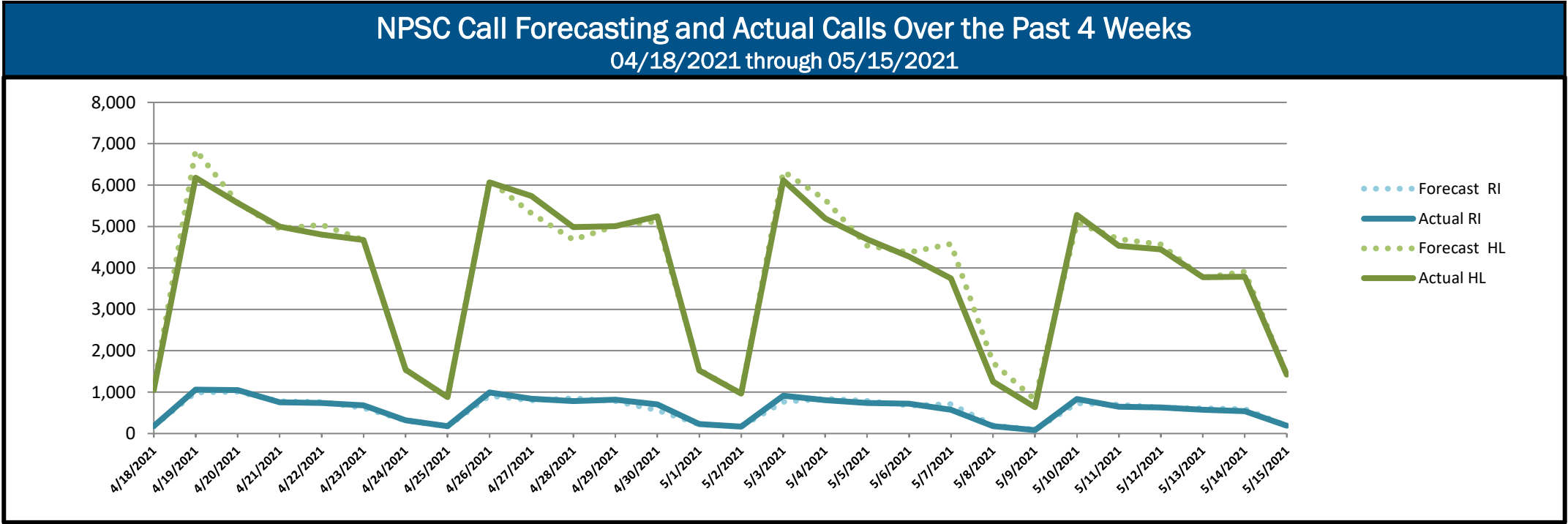


FEMA

National Watch Center

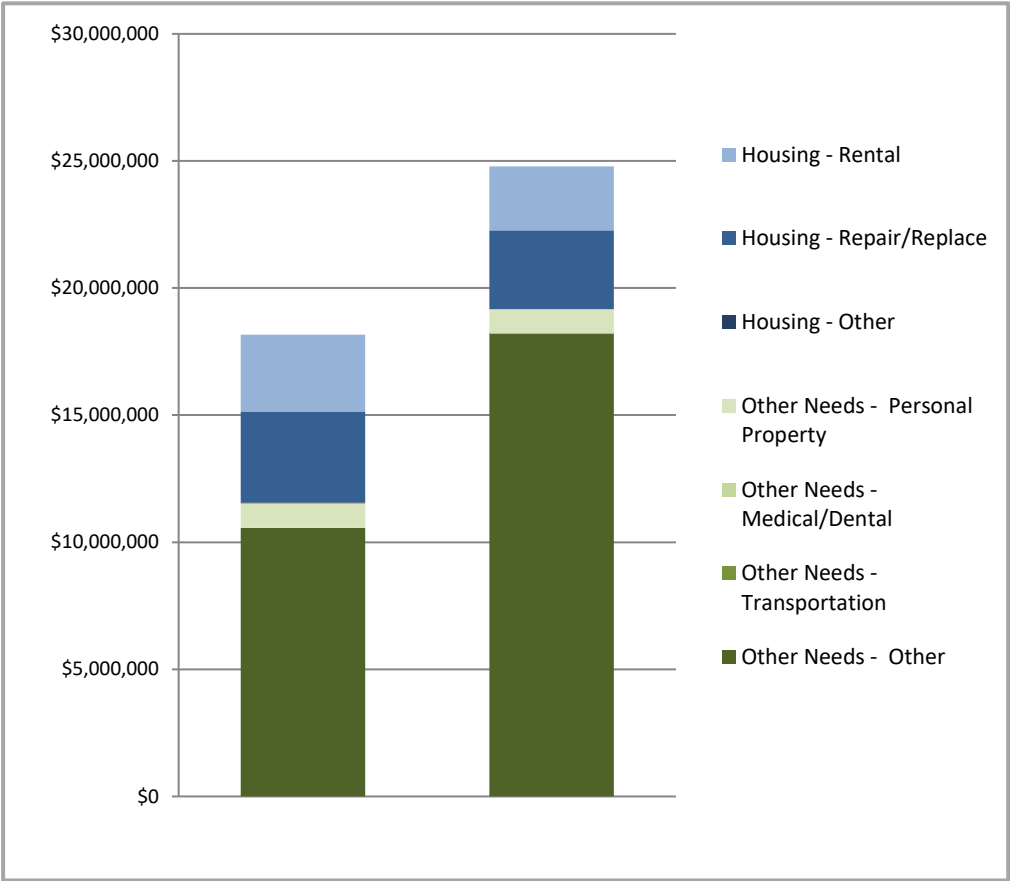
NPSC Call Activity

NPSC Call Activity in the Past Week		
05/09/2021 through 05/15/2021		
Call Type	Projected Calls	Actual Calls
Registration Intake:	3,532	3,495
Helpline:	24,262	23,880
Combined:	27,794	27,375



Individual Assistance Activity

	4595-KY Declared 04-23-2021		End Of Reg Period 06-23-2021		
Open Registration Period	Housing Assistance	90	\$455,975.62	427	\$2,115,192.34
	Other Needs Assistance	45	\$163,105.96	150	\$562,348.25
	Total IHP	\$619,081.58		\$2,677,540.59	
	Average IHP			\$5,859	
	Total Max Grants			HA	ONA
				4	0
	4596-AL Declared 04-26-2021		End Of Reg Period 06-25-2021		
Open Registration Period	Housing Assistance	70	\$434,772.47	144	\$735,864.46
	Other Needs Assistance	26	\$72,002.97	62	\$168,792.01
	Total IHP	\$506,775.44		\$904,656.47	
	Average IHP			\$5,952	
	Total Max Grants			HA	ONA
				3	0
	4601-TN Declared 05-08-2021		End Of Reg Period 07-07-2021		
Open Registration Period	Housing Assistance	132	\$422,435.07	132	\$422,435.07
	Other Needs Assistance	8	\$27,588.54	8	\$27,588.54
	Total IHP	\$450,023.61		\$450,023.61	
	Average IHP			\$3,409	
	Total Max Grants			HA	ONA
				0	0
Other IHP Active	14 Declarations IHP Programmatically Open - Closed Registration *				
	Housing Assistance	149	\$966,426.03		
	Other Needs Assistance	48	\$103,619.80		
	Total IHP	\$1,070,045.83			
	Total IHP Approved in Past Week		\$24,789,587.37		





FEMA

Helping people before, during, and after disasters.

[Click here to subscribe to this briefing.](#)