

The Disaster Center is dedicated to the idea that disaster mitigation is cost effective and individuals pursuing their own interest are the greatest potential force for disaster reduction.

Please consider making a small donation to the Disaster Center



When disaster mitigation is cost effective, we are on the road to bringing disasters to an end.



# FEMA

## Daily Operations Briefing

Friday, May 22, 2020

8:30 a.m. ET

# National Current Operations & Monitoring



FEMA

## **Significant Incidents or Threats:**

- COVID-19
- Severe thunderstorms, heavy rain, and flash flooding possible – Southern and Central Plains
- Critical Fire Weather – Great Basin and Southwest
- Hurricane Season Outlook

## **Declaration Activity:**

- Emergency Disaster Declaration approved – Michigan

# COVID-19 Update



**Situation:** FEMA and HHS continue leading the multiagency COVID-19 Response / Recovery efforts. **47,262 (-336)** FEMA, DoD, HHS, VA, and CDC personnel deployed / activated; **3,099 (-3)** FEMA employees deployed. Nationwide testing: **12,917,827 (+316,614)** cumulative as of May 21.

## Operational Task Forces:

### Community Based Testing Sites:

- **205,882 (+3,755)** samples collected at CBTS locations since Mar 20
- **309,989 (+10,925)** tests processed by Private-Partnership Testing Sites since Apr 5

## Lifelines Impacts:

### Health & Medical

- HHS Center for Medicare/Medicaid released new guidance ensuring safe opening of nursing homes
- In support of White House Task Force testing initiative, FEMA has delivered over 7 million swabs and over 4 million media to states, territories, and federal partners

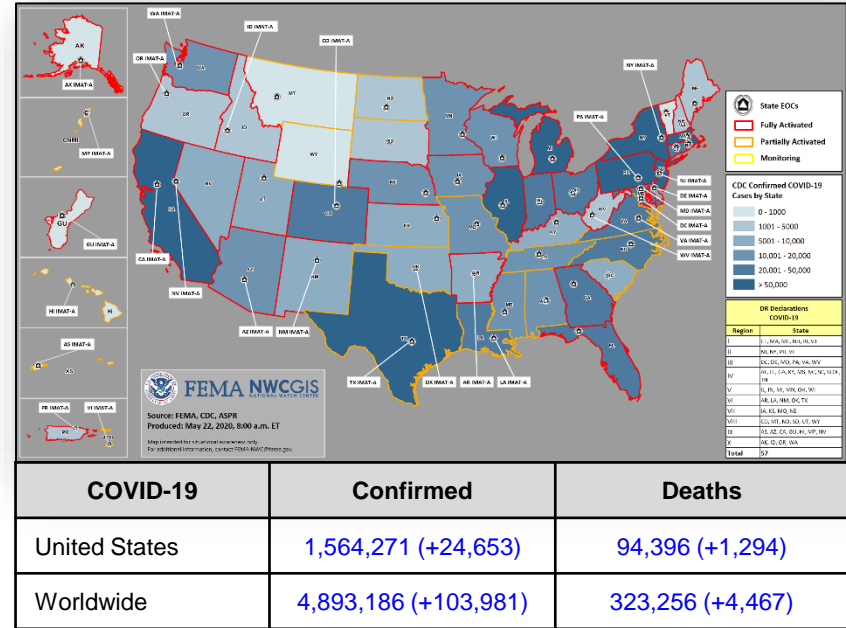
### Food, Water & Shelter:

- USDA has approved \$16 billion in direct relief payments to impacted farmers and ranchers

### Transportation:

- USCG is monitoring 67 cargo vessels in route from COVID-19 ports of interest

(FEMA SLB COVID-19, May 21)




## Response:

- FEMA RVII RRCC returned to Normal Operations; the NRCC and all remaining RRCCs remain activated
- 28 FEMA IMAT-A teams deployed (24 actual/ 4 virtual) to states/territories/tribal nations; LNOs deployed to 37 states/territories/tribal nations
- 57 Major Disaster Declarations approved; All State / Territory EOCs activated

# NOAA Hurricane Season Outlook



FEMA

<b>ATLANTIC</b> 	<b>AVERAGE</b>	<b>OUTLOOK</b>	<b>ACTUAL</b>
<b>NAMED STORMS</b>	12	13-19	<b>1</b>
<b>HURRICANES</b>	6	6-10	<b>0</b>
<b>MAJOR HURRICANES</b>	3	3-6	<b>0</b>

\*through 21 May


**ABOVE NORMAL**

Outlook issued May 21

# NOAA Hurricane Season Outlook



FEMA

<b>EAST PACIFIC</b> 	<b>AVERAGE</b>	<b>OUTLOOK</b>	<b>ACTUAL</b>
<b>NAMED STORMS</b>	15	11-18	0
<b>HURRICANES</b>	8	5-10	0
<b>MAJOR HURRICANES</b>	4	1-5	0

\*through 21 May


**NEAR/BELOW NORMAL**

Outlook issued May 21

# NOAA Hurricane Season Outlook



FEMA

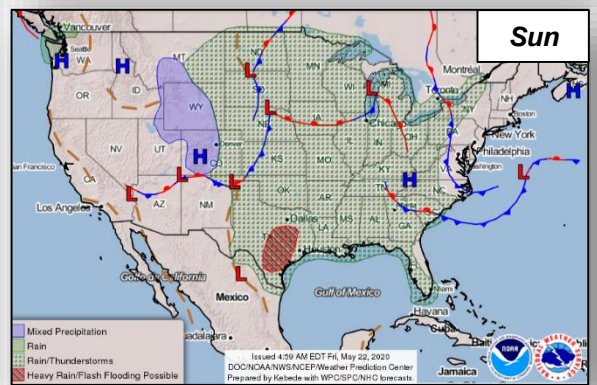
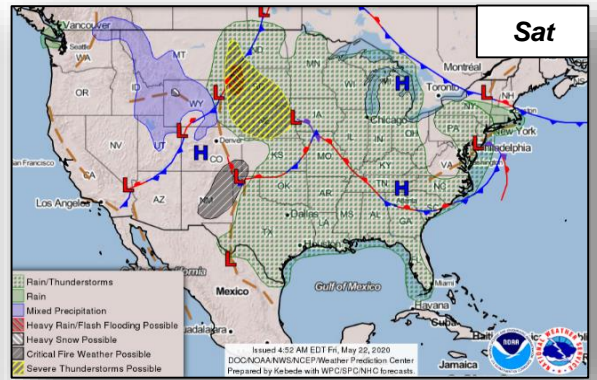
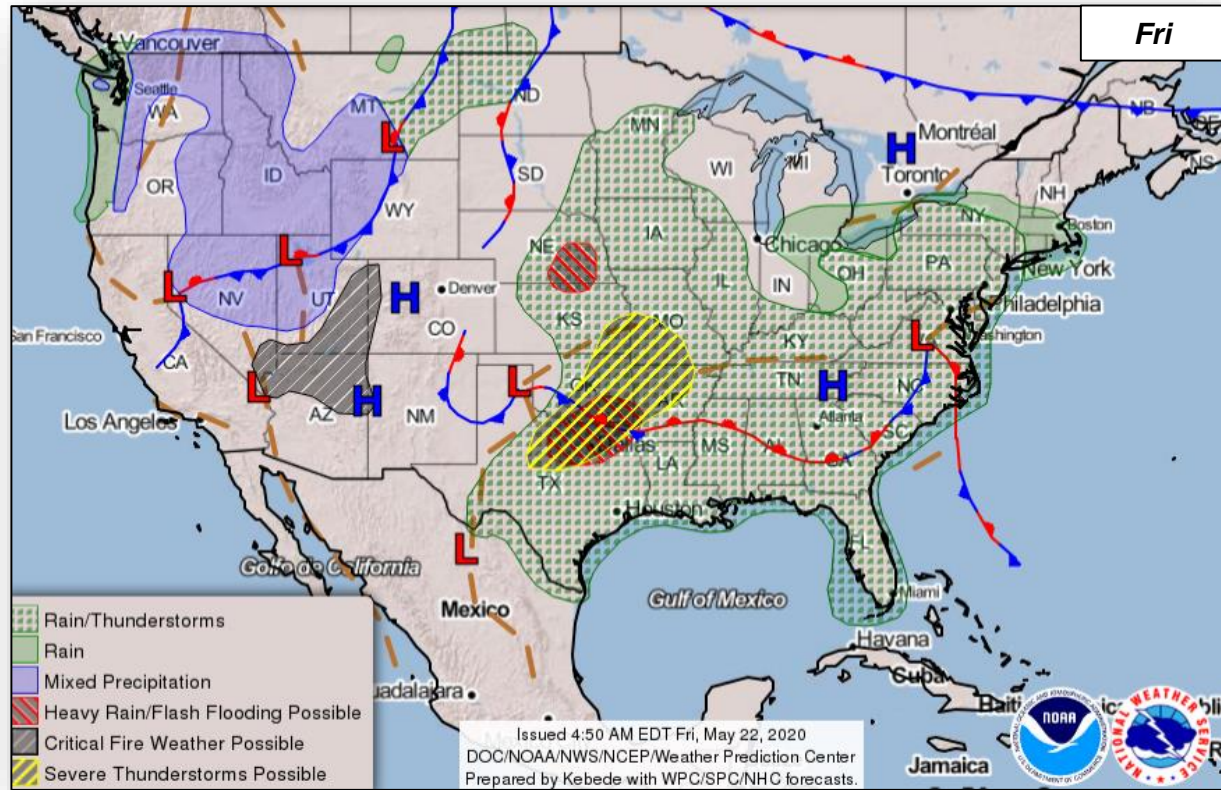
<b>CENTRAL PACIFIC</b> 	<b>AVERAGE</b>	<b>OUTLOOK</b>	<b>ACTUAL*</b>
<b>TROPICAL CYCLONES</b>	4-5	2-6	<b>0</b>

\*through 21 May

**NEAR/BELOW NORMAL**

Outlook issued May 20

# National Weather Forecast

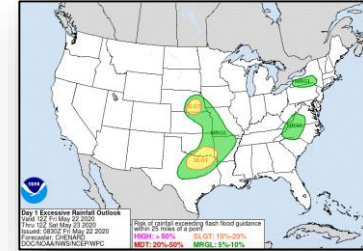
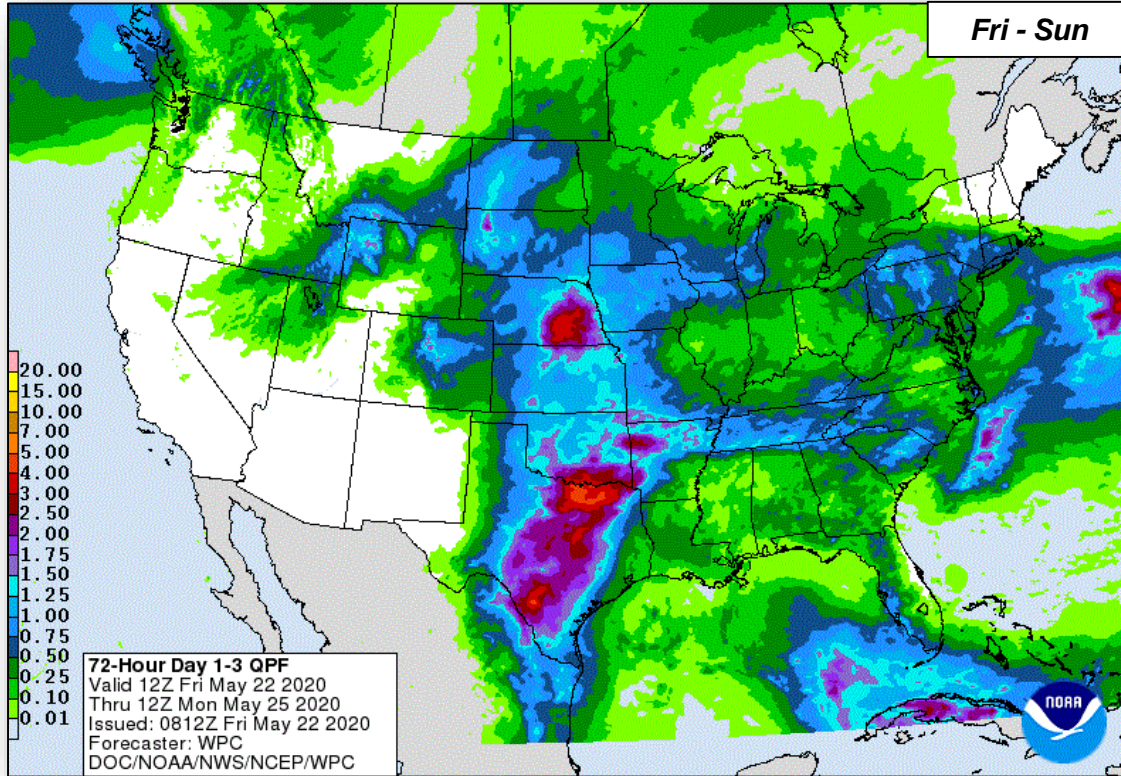




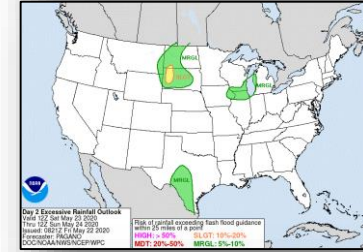
# Precipitation & Excessive Rainfall



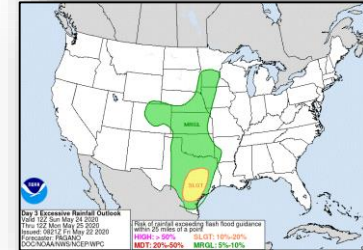
FEMA



*Fri*

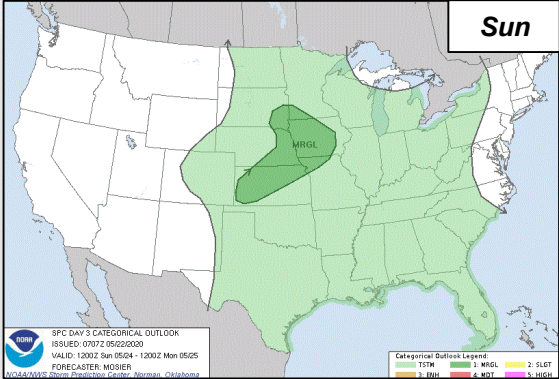
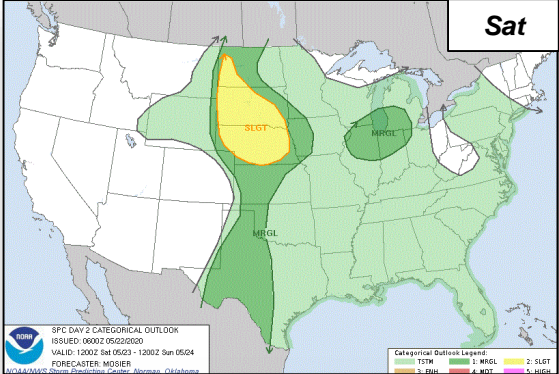
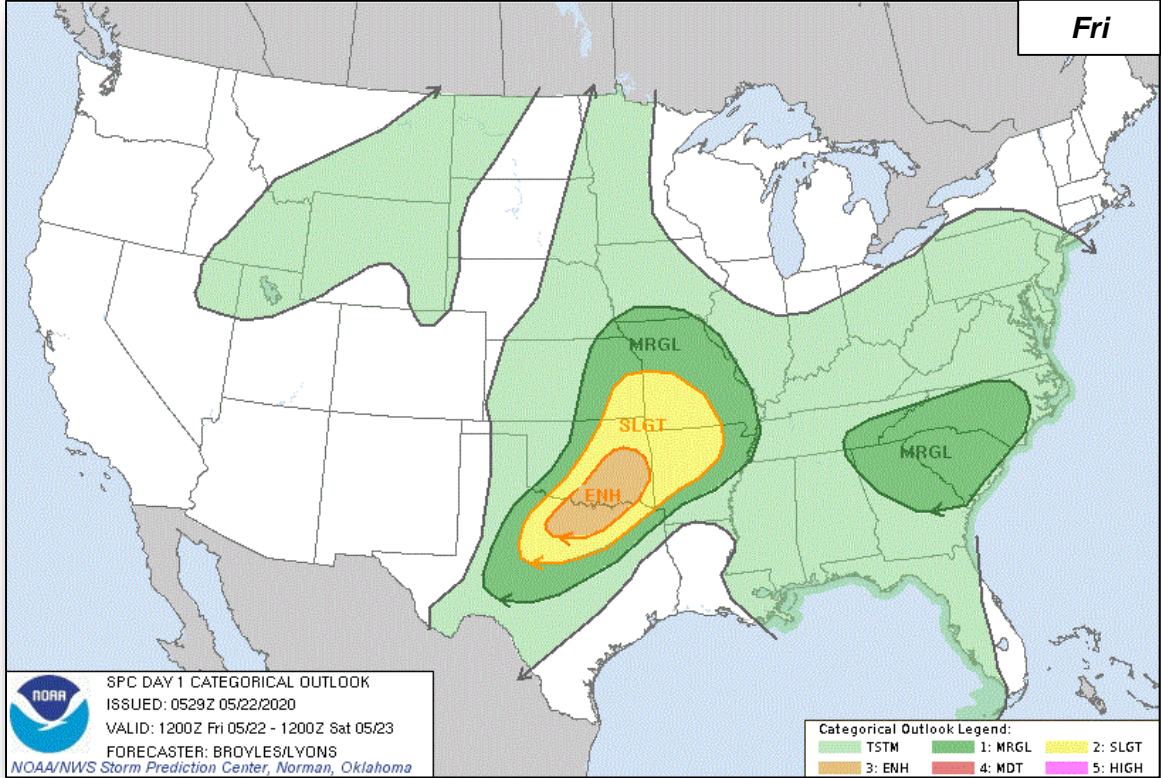


*Sat*



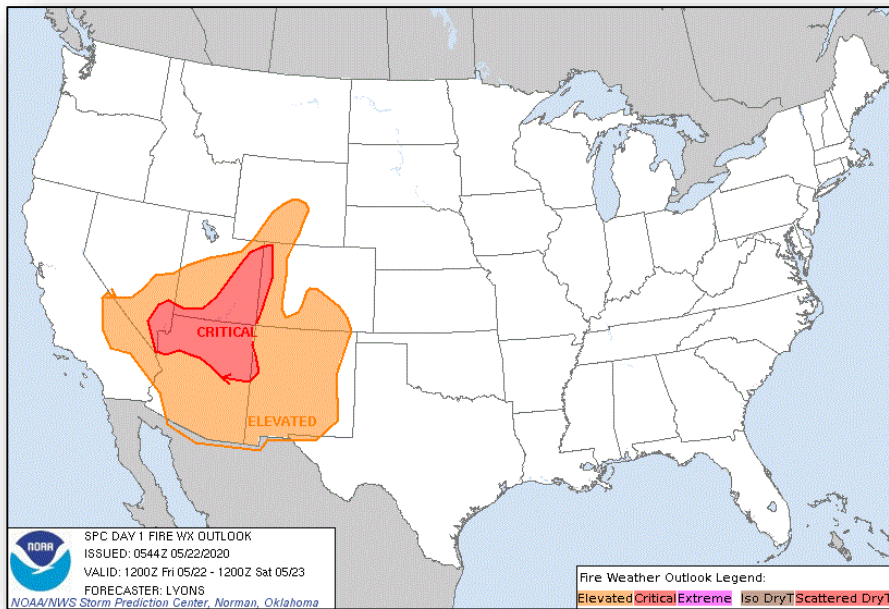
*Sun*

# Severe Weather Outlook

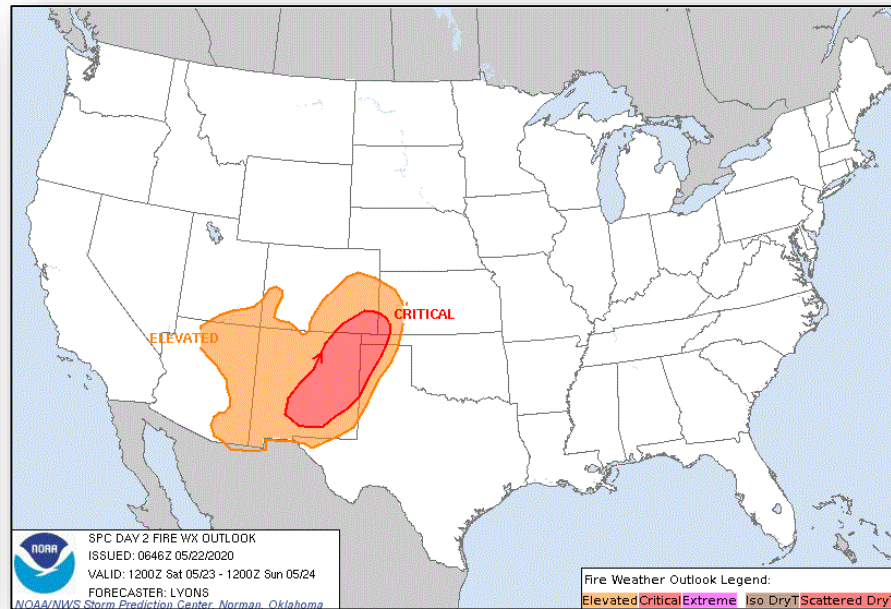




# Fire Weather Outlook



*Today*

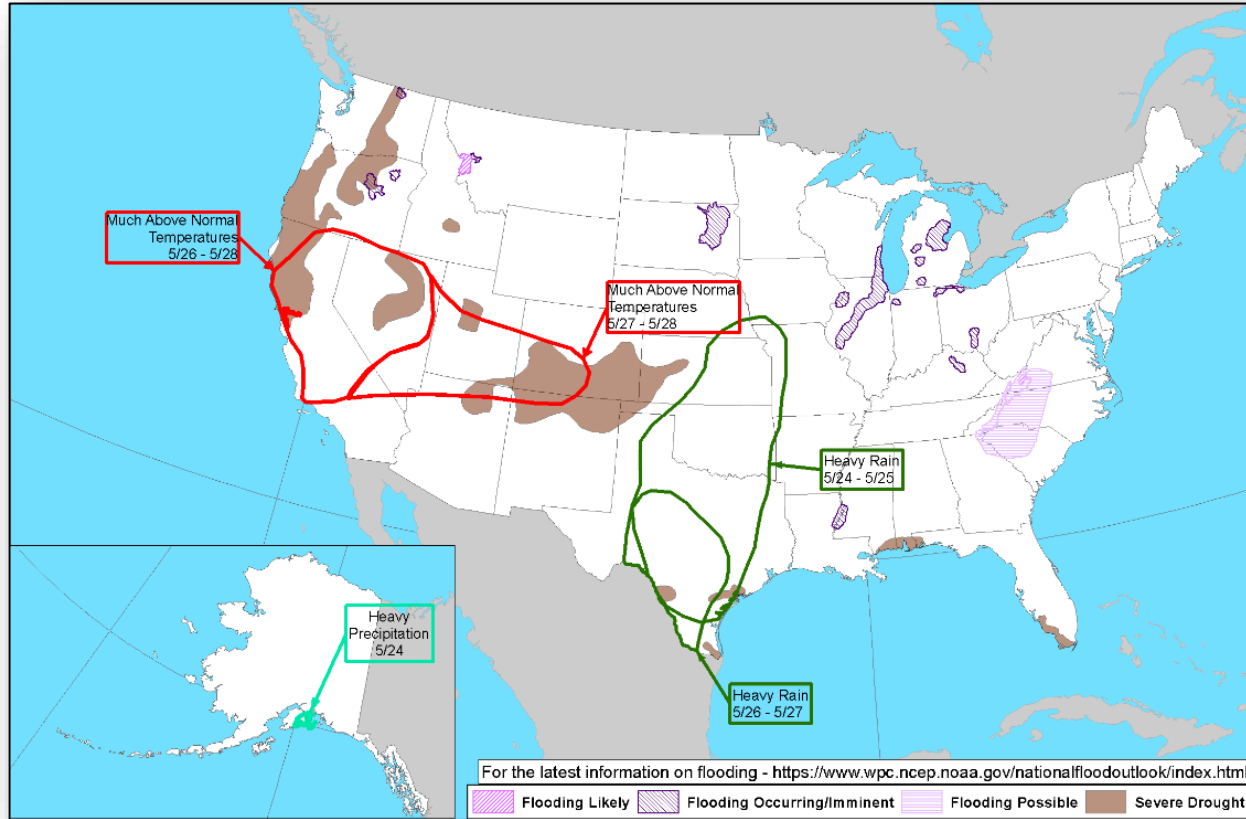


*Tomorrow*

# Hazards Outlook – May 24-28



FEMA



# Joint Preliminary Damage Assessments



FEMA

Region	State / Location	Event	IA/PA	Number of Counties		Start – End
				Requested	Completed	
IV	AL	Severe Storms, Strong Winds, Tornadoes, and Hail Apr 19	IA	0	0	N/A
			PA	10	0	5/15 – TBD
		Severe Storm Apr 12	IA	0	0	N/A
			PA	7	7 (+3)	5/14 – 5/20
	MS	Severe Storms, Flooding, Tornadoes, and Straight-line Winds Apr 22-23	IA	0	0	N/A
			PA	11	10 (+7)	5/14 – TBD
TN	Severe Storms May 3-4	IA	0	0	N/A	
		PA	22 (+3)	2 (+2)	5/14 – TBD	
VI	AR	Severe Storms Apr 4	IA	8	8	5/1 – 5/16
			PA	11	11 (+11)	5/1 – 5/20
VII	MO	Severe Storms May 3-4	IA	0	0	N/A
			PA	19	0	5/14 – TBD

# Declaration Approved



**Declaration:** Emergency Disaster Declaration  
FEMA -3525-EM-MI for Michigan  
**Requested:** May 20

**Approved:** May 20  
**Incident:** Severe storms and flooding  
**Incident Period:** May 16, and continuing

**Provides:**

- **PA only:** 1 county

**FCO:** James K. Joseph



■ PA

# COVID-19 Declaration Requests in Process – 1



FEMA

State / Tribe / Territory – Incident Description	Type	IA	PA	HM	Requested
Poarch Band of Creek Indians – COVID-19 Pandemic	DR	X	X		May 15

# Declaration Requests in Process – 4

State / Tribe / Territory – Incident Description	Type	IA	PA	HM	Requested
<b>AL</b> – Severe Storms and Flooding	DR		X	X	Apr 25
<b>HI</b> – Severe Storms and Flooding	DR		X	X	Apr 27
<b>TX</b> – Severe Storms, Straight-line Winds, and Tornadoes (Appeal)	DR		X	X	Apr 27
<b>UT</b> – Earthquake and Aftershocks	DR	X	X	X	May 15
<b>MI</b> – Severe Storms and Flooding (Approved)	EM		X		May 20

# FEMA Common Operating Picture



# FEMA

FEMA HQ	
<b>NWC</b>	<b>NRCC</b>
Monitoring	Level I

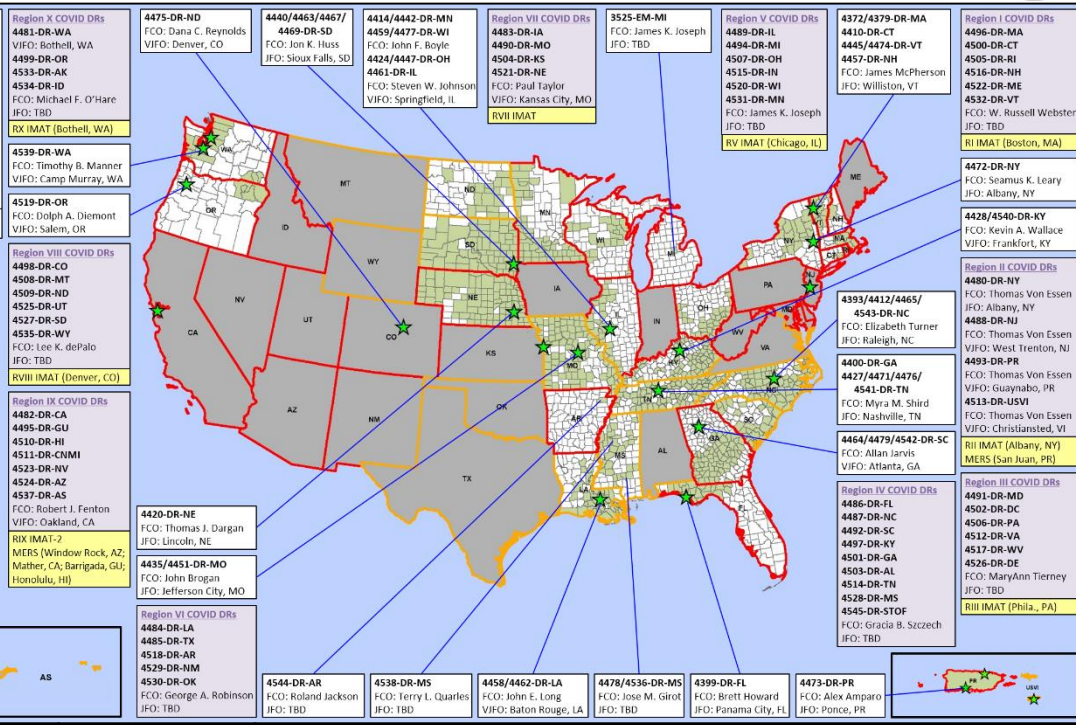
FEMA REGIONS			
WATCH		RRCC	
Monitoring	I	Level I	
Monitoring	II	Level II	
Monitoring	III	Level II	
Monitoring	IV	Level II	
Monitoring	V	Level II	
Monitoring	VI	Level II	
Alt Location	VII	Rostered	
Monitoring	VIII	Level II	
Monitoring	IX	Level I	
Monitoring	X	Level II	

**Notes:**

<b>COVID-19</b> NRCC w/ESFs (Days)	GA: Flooding PR: Flooding MS: Earthquake TN: Tornadoes
RVII; Normal Ops; all remaining RRCCs (Days)	All EOCs activated for COVID-19

Major Disasters (DR): 103  
Emergency Disasters (EM): 99  
JFOs: 9 / VJFOs: 13  
Staging Area  
Distribution Center (DC)  
Declared County (non-COVID-19 Declarations)  
Fully Activated  
Partially Activated  
Monitoring

As of 8:00 a.m. ET May 22, 2020  
Created by FEMA NWC



N-IMATs	
2 Teams	
Red	
Blue	
Gold	IMAT-A Support
R-IMATs	
4 - 6 Teams	
I	RRCC
II	NY
III	RRCC
IV-1	Virtual MS
IV-2	Virtual SC
V	RRCC
VI-1	Virtual AR
VI-2	
VII	VJFO-COVID
VIII	RRCC
IX-1	
IX-2	RRCC
X	RRCC
FMC	PMC
NMC	Deployed

Team:	US&R	MERS	FCOs	FDRCS	IM WORKFORCE
Status	>65%	>66%	≤1 Type I	= 2	
Assigned:	28	36	47	11	13,494 ▲
Unavailable:	8	0	0	0	2,400 ▼
Deployed:	0	1	42	9	5,930 ▲
Available:	20	35	5	2	5,164 / 38% ▼

IM CADRE AVAILABILITY SUMMARY	
Cadres with 25% or Less Availability	
EHP	21% (130/632)
ER	14% (11/76)
FL	16% (25/159)
FM	24% (61/258)
OPS	20% (58/291)
PA	22% (677/3,090)
PLAN	21% (87/414)
SAF	18% (10/55)





# FEMA

**FEMA's mission is helping people before, during, and after disasters.**

Click [here](#) to subscribe to this briefing.