

The Disaster Center is dedicated to the idea that disaster mitigation is cost effective and individuals pursuing their own interest are the greatest potential force for disaster reduction.

Please consider making a small donation to the Disaster Center



When disaster mitigation is cost effective, we are on the road to bringing disasters to an end.



FEMA

Daily Operations Briefing

Tuesday, May 26, 2020

8:30 a.m. ET

National Current Operations & Monitoring



FEMA

Significant Incidents or Threats:

- COVID-19
- Severe weather possible – Upper Mississippi Valley

Tropical Activity:

- Atlantic – Disturbance 1 – Low (20%)
- Eastern Pacific – Disturbance 1 – Medium (60%)

Declaration Activity: None

COVID-19 Update



Situation: FEMA and HHS continue leading the multiagency COVID-19 Response / Recovery efforts. 47,223 FEMA, DoD, HHS, VA, and CDC personnel deployed / activated; 3,029 (-8) FEMA employees deployed. **Federal, state, tribal, and territorial partners continue to focus on expanded access to testing as COVID-19 infection remains prevalent throughout the country.** Nationwide testing: 13,627,379 cumulative as of May 24.

Lifelines Impacts:

Health & Medical

Public Health – Federal/State Assistance:

- SBA has approved 430,906 Economic Injury Disaster Loan applications resulting in \$37,869,479,978 disaster loan funds available to assist businesses and their employees
- SBA approved 4,426,118 Paycheck Program applications resulting in \$511,231,948,095 available to assist businesses and their employees

Food, Water, Shelter

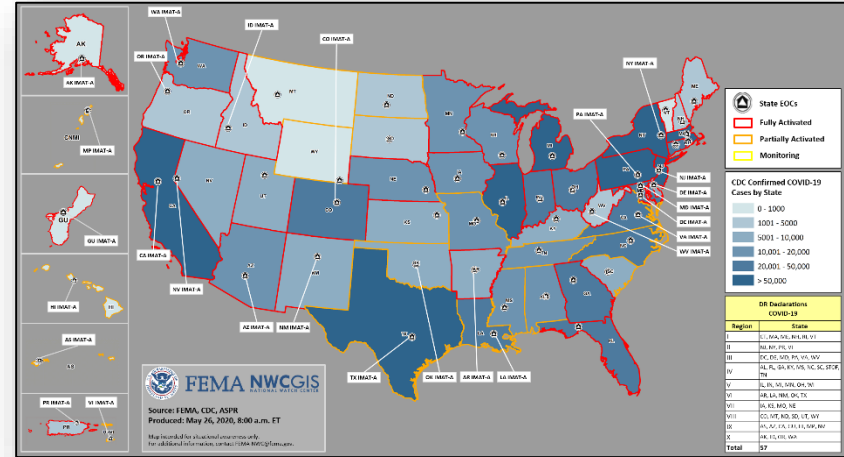
- HI: Honolulu is participating in a COVID-19 Wastewater Testing Project with dozens of other states to test sewage for the presence of the virus; testing is designed to monitor for possible increases in COVID-19 cases in particular communities or on the island as a whole

Transportation

- NY: Metropolitan Transportation Authority in NYC announced pilot program using ultraviolet C spectrum technology to kill COVID-19; first phase will be on subways, buses, and transit facilities; if successful, second phase will expand to Long Island Railroad and Metro-North Railroad trains

Response

- Region VII RRCC is rostered; the NRCC and all remaining RRCCs remain activated
- 28 FEMA IMAT-A teams deployed (24 actual/ 4 virtual) to states/territories/tribal nations; LNOs deployed to 37 (21 actual / 16 virtual) states/territories/tribal nations
- 57 Major Disaster Declarations approved; All State / Territory EOCs activated



| COVID-19 | Confirmed | Deaths |
|---------------|----------------------|------------------|
| United States | 1,649,469 (+18,666) | 97,957 (+517) |
| Worldwide | 5,304,772 (+100,264) | 342,029 (+4,342) |

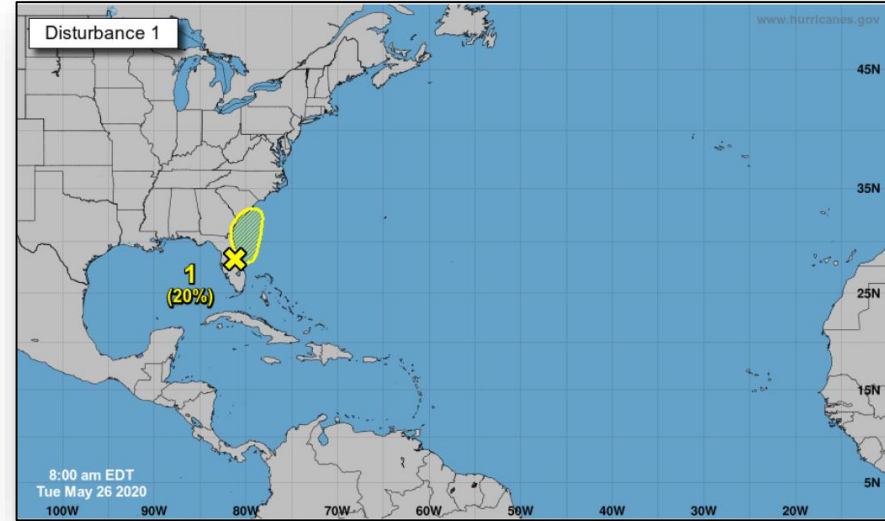
(FEMA SLB COVID-19, May 25)

Tropical Outlook – Atlantic



Disturbance 1 *(as of 8:00 a.m. ET)*

- A weak low has formed near Orlando, FL
- Little development of this system is expected
- Formation chance through 48 hours: Low (20%)
- Formation chance through 5 days: Low (20%)

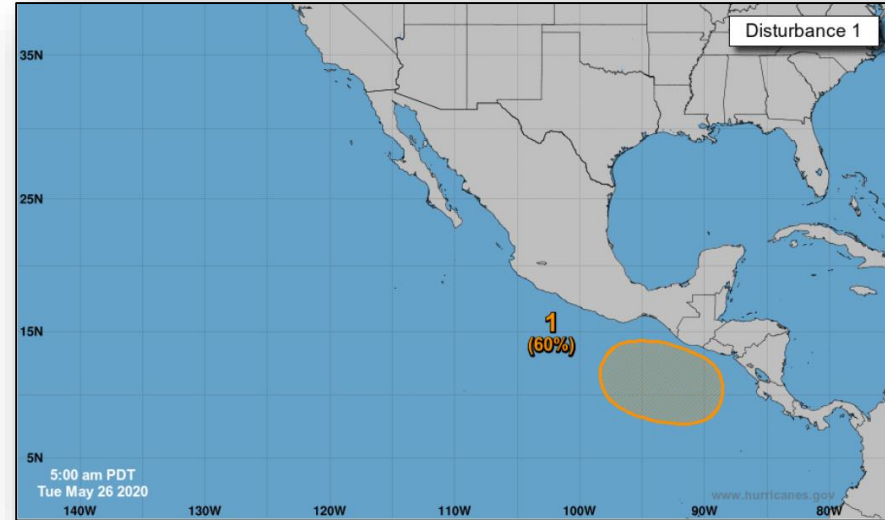


Tropical Outlook – Eastern Pacific

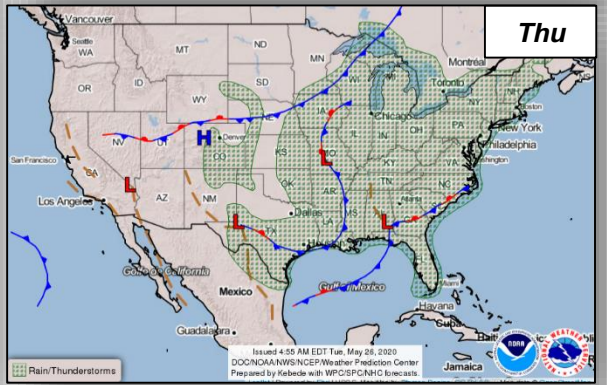
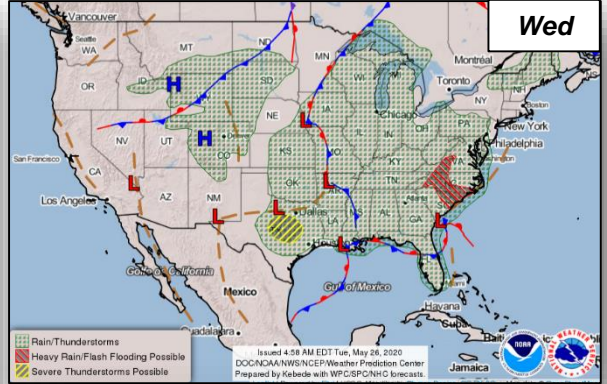
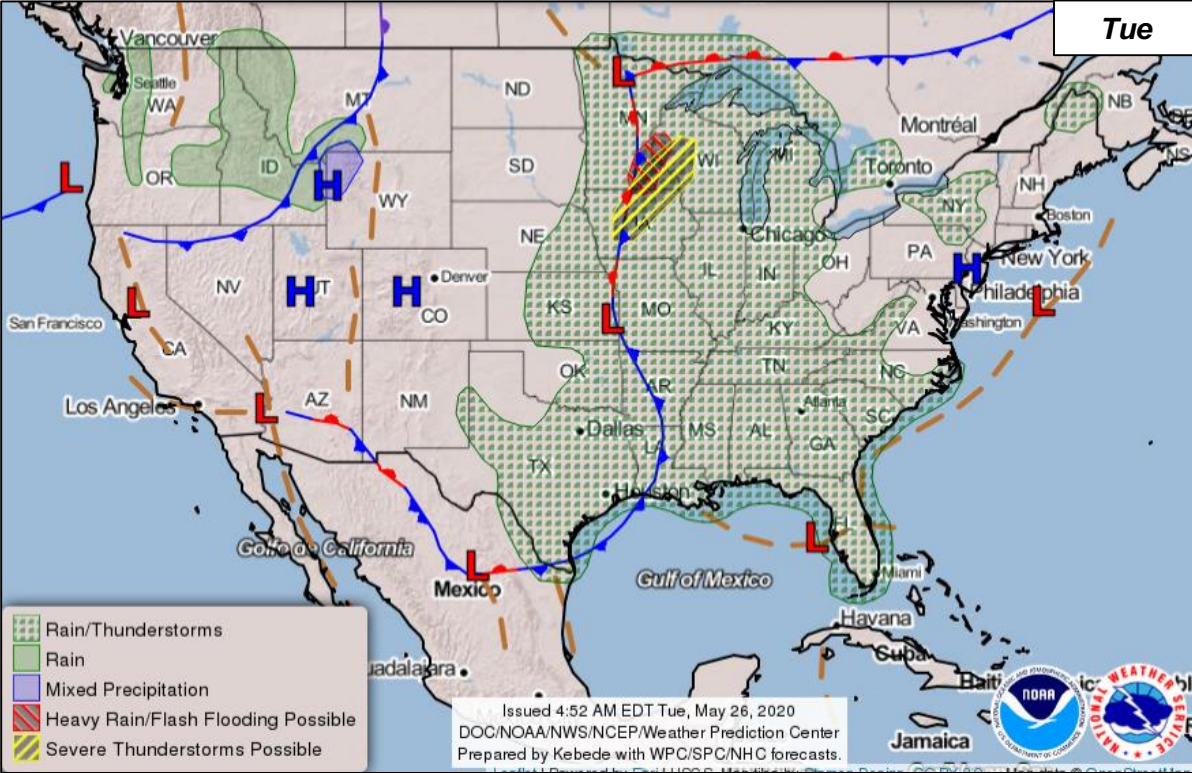


Disturbance 1 (as of 5:00 a.m. ET)

- Expected to form in a few days S of coasts of southern Mexico, Guatemala, and El Salvador
- Conditions appear conducive for gradual development of this system; a tropical depression could form late this week
- Formation chance through 48 hours: Low (near 0%)
- Formation chance through 5 days: Medium (60%)



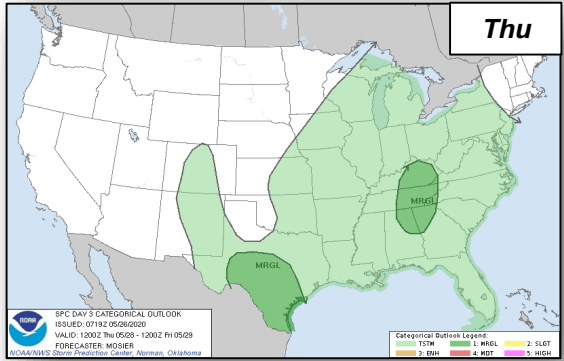
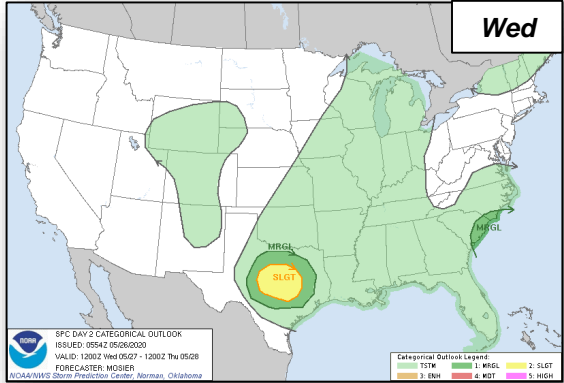
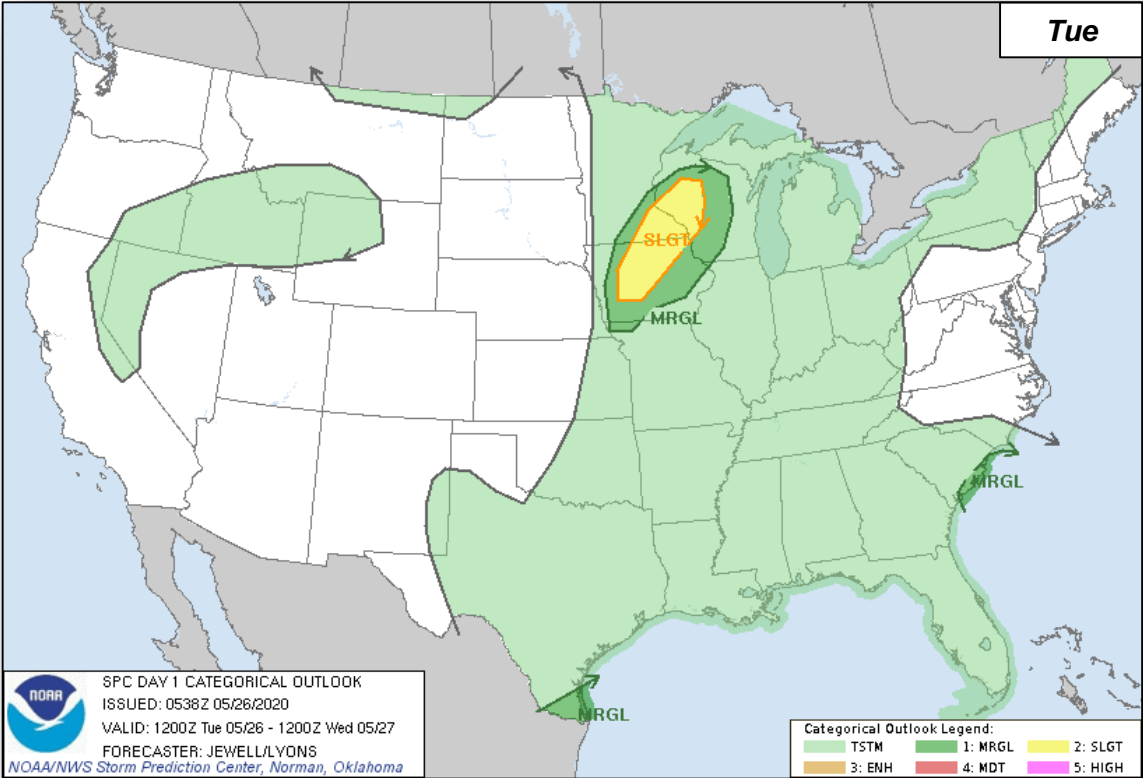
National Weather Forecast



Severe Weather Outlook



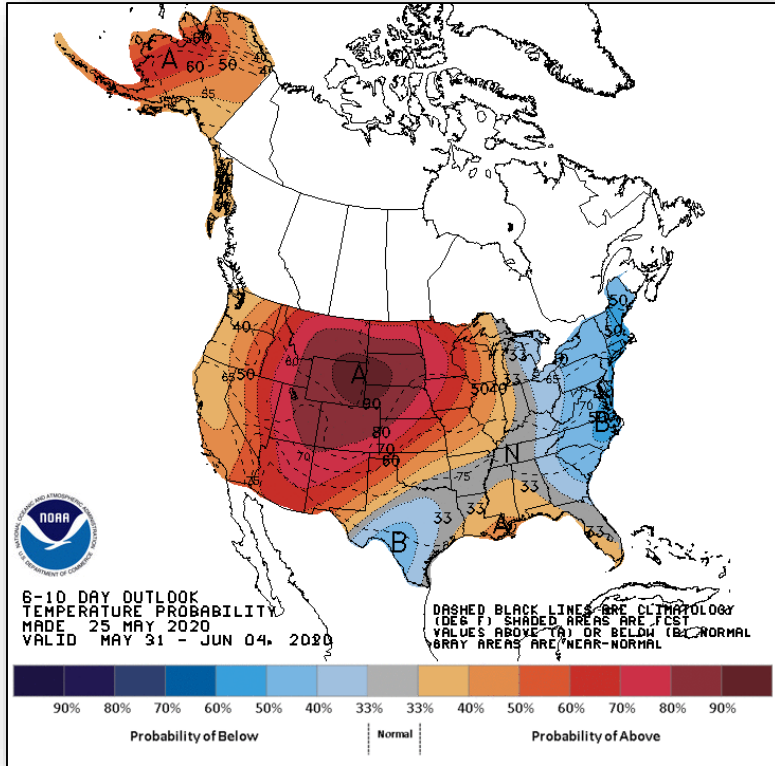
FEMA



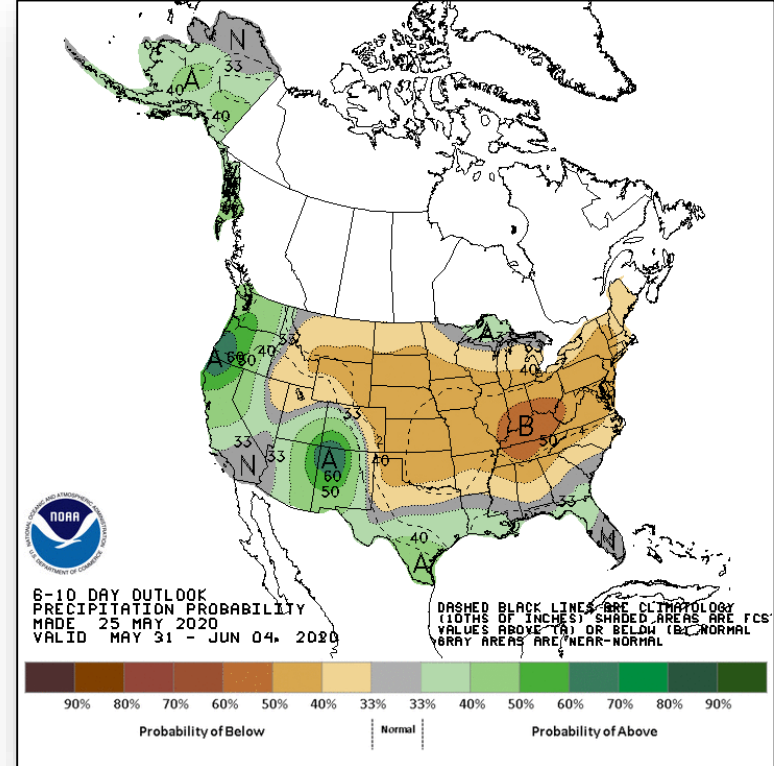
Long Range Outlooks – May 31 – June 4



FEMA



6-10 Day Temperature Probability



6-10 Day Precipitation Probability

Joint Preliminary Damage Assessments



FEMA

| Region | State / Location | Event | IA/PA | Number of Counties | | Start – End |
|--------|------------------|--|-------|--------------------|----------|-------------|
| | | | | Requested | Complete | |
| IV | AL | Severe Storms, Strong Winds, Tornadoes, and Hail Apr 19 | IA | 0 | 0 | N/A |
| | | | PA | 10 | 0 | 5/15 – TBD |
| | MS | Severe Storms, Flooding, Tornadoes, and Straight-line Winds Apr 22-23 | IA | 0 | 0 | N/A |
| | | | PA | 11 | 10 | 5/14 – TBD |
| | TN | Severe Storms May 3-4 | IA | 0 | 0 | N/A |
| | | | PA | 22 | 2 | 5/14 – TBD |
| V | MI | Dam Breach, Severe Weather and Flooding May 16, 2020 and continuing | IA | 1 | 0 | 5/26 – TBD |
| | | | PA | 1 | 0 | 5/26 – TBD |
| VII | MO | Severe Storms May 3-4 | IA | 0 | 0 | N/A |
| | | | PA | 19 | 0 | 5/14 – TBD |

COVID-19 Declaration Requests in Process – 1



FEMA

| State / Tribe / Territory – Incident Description | Type | IA | PA | HM | Requested |
|--|------|----|----|----|-----------|
| Poarch Band of Creek Indians – COVID-19 Pandemic | DR | X | X | | May 15 |

Declaration Requests in Process – 3

| State / Tribe / Territory – Incident Description | Type | IA | PA | HM | Requested |
|---|------|----|----|----|-----------|
| HI – Severe Storms and Flooding | DR | | X | X | Apr 27 |
| TX – Severe Storms, Straight-line Winds, and Tornadoes (Appeal) | DR | | X | X | Apr 27 |
| UT – Earthquake and Aftershocks | DR | X | X | X | May 15 |

FEMA Common Operating Picture



FEMA

| FEMA HQ | |
|------------|-------------|
| NWC | NRCC |
| Monitoring | Level I |

| FEMA REGIONS | | |
|--------------|------|-------------|
| WATCH | | RRCC |
| Monitoring | I | Level II |
| Monitoring | II | Level II |
| Monitoring | III | Level III |
| Monitoring | IV | Level II |
| Monitoring | V | Level II |
| Monitoring | VI | Level II |
| Alt Location | VII | Rostered |
| Monitoring | VIII | Level II |
| Monitoring | IX | Level I |
| Monitoring | X | Level II |

Notes:

| | |
|---------------------------------------|---|
| COVID-19 NRCC w/ESFs (Days) | GA: Flooding PR: Flooding MS: Earthquake TN: Tornadoes |
| All remaining RRCCs (Days) | All EOCs activated for COVID-19 |

Major Disasters (DR): 104
Emergency Disasters (EM): 98

- JFOs: 9 / VJFOs: 13
- Staging Area
- Distribution Center (DC)
- Declared County (non-COVID-19 Declarations)
- Fully Activated
- Partially Activated
- Monitoring

As of 8:00 a.m. ET May 26, 2020
Created by FEMA NWC

Region X COVID DRs

4475-DR-ND
FCO: Dana C. Reynolds
VJFO: Denver, CO

4440/4463/4467/
4469-DR-SD
FCO: Jon K. Huss
JFO: Sioux Falls, SD

4414/4442-DR-MN
4459/4477-DR-WI
FCO: John F. Boyle
4424/4447-DR-OH
4461-DR-IL
FCO: Steven W. Johnson
VJFO: Springfield, IL

Region VII COVID DRs

4483-DR-IA
4490-DR-MO
4504-DR-KS
4521-DR-NE
FCO: Paul Taylor
VJFO: Kansas City, MO
RVII IMAT

Region V COVID DRs

4372/4379-DR-MA
4410-DR-CT
4445/4474-DR-VT
4457-DR-NH
4515-DR-IN
4520-DR-WI
4531-DR-MN
FCO: James K. Joseph
JFO: TBD

4372/4379-DR-MA
4410-DR-CT
4445/4474-DR-VT
4457-DR-NH
4515-DR-IN
4522-DR-WI
4532-DR-VT
FCO: W. Russell Webster
JFO: TBD

RI IMAT (Boston, MA)

Region I COVID DRs

4496-DR-MA
4500-DR-CT
4505-DR-NI
4516-DR-NH
4522-DR-WI
4532-DR-VT
FCO: W. Russell Webster
JFO: TBD

RI IMAT (Boston, MA)

4472-DR-NY
FCO: Seamus K. Leary
JFO: Albany, NY

4428/4540-DR-KY
FCO: Kevin A. Wallace
VJFO: Frankfort, KY

Region II COVID DRs

4480-DR-NY
FCO: Thomas Von Essen
JFO: Albany, NY

4488-DR-NJ
FCO: Thomas Von Essen
VJFO: West Trenton, NJ

4493-DR-PR
FCO: Thomas Von Essen
VJFO: Guaynabo, PR

4513-DR-USVI
FCO: Thomas Von Essen
VJFO: Christiansted, VI
MERS (San Juan, PR)

Region III COVID DRs

4481-DR-MD
4502-DR-DC
4506-DR-PA
4512-DR-VA
4517-DR-WV
4526-DR-DE
FCO: MaryAnn Tierney
JFO: TBD

NIIM IMAT (Phila., PA)

Region IV COVID DRs

4486-DR-FL
4487-DR-HC
4492-DR-SC
4497-DR-KY
4501-DR-GA
4503-DR-AL
4514-DR-TN
4528-DR-MS
4545-DR-STOF
FCO: Gracia B. Siczczek
JFO: TBD

Region VI COVID DRs

4484-DR-LA
4485-DR-TX
4518-DR-AR
4529-DR-NM
4530-DR-OK
FCO: George A. Robinson
JFO: TBD

4420-DR-NE
FCO: Thomas J. Dargan
JFO: Lincoln, NE

4435/4451-DR-MO
FCO: John Bregan
JFO: Jefferson City, MO

Region VIII COVID DRs

4498-DR-CO
4508-DR-MT
4509-DR-ND
4525-DR-UT
4527-DR-SD
4535-DR-WY
FCO: Lee K. dePalo
JFO: TBD

4439-DR-WA
FCO: Timothy B. Manner
VJFO: Camp Murray, WA

4518-DR-OR
FCO: Dolph A. Diemont
VJFO: Salem, OR

Region IX COVID DRs

4482-DR-CA
4495-DR-GU
4510-DR-HI
4511-DR-CNMI
4523-DR-NV
4524-DR-AZ
4537-DR-AS
FCO: Robert J. Fenton
VJFO: Oakland, CA

RIX IMAT-2
MERS (Window Rock, AZ)

4544-DR-AR
FCO: Roland Jackson
JFO: TBD

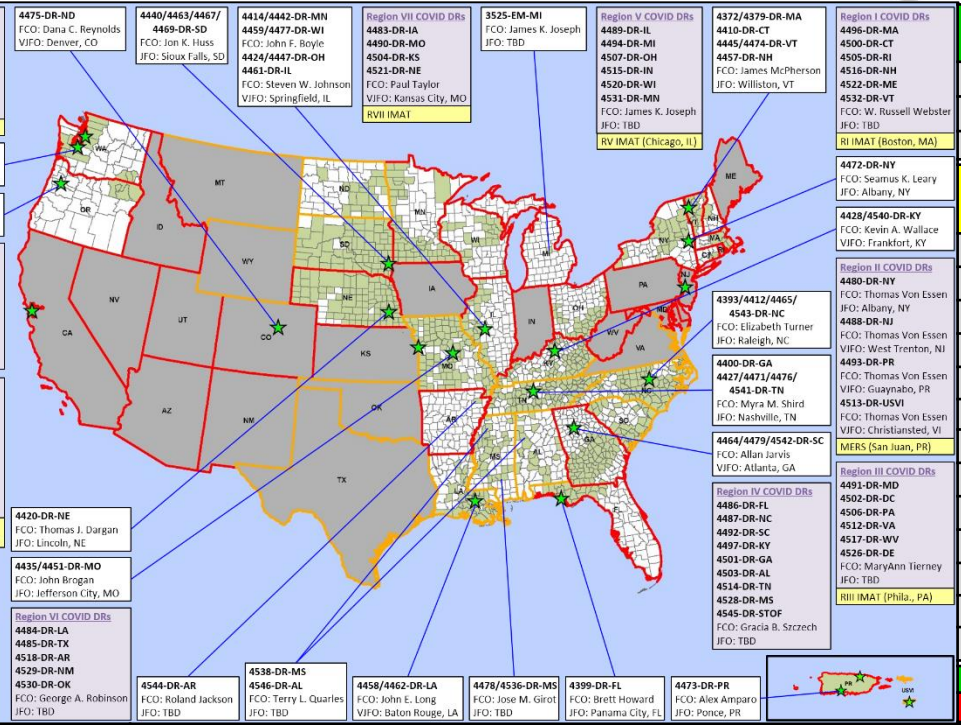
4538-DR-MS
FCO: Terry L. Quarles
JFO: TBD

4458/4462-DR-LA
FCO: John E. Long
VJFO: Baton Rouge, LA

4478/4536-DR-MS
FCO: Jose M. Giroit
JFO: TBD

4399-DR-FL
FCO: Brett Howard
VJFO: Panama City, FL

4473-DR-PR
FCO: Alex Amparo
JFO: Ponce, PR



N-IMATs
2 Teams

| | |
|------|----------------|
| Red | |
| Blue | |
| Gold | IMAT-A Support |

R-IMATs
4 - 6 Teams

| | |
|------|----------------|
| I | RRCC |
| II | Reconstituting |
| III | RRCC |
| IV-1 | Virtual MS |
| IV-2 | Virtual SC |
| V | RRCC |
| VI-1 | Virtual AR |
| VI-2 | |
| VII | VJFO-COVID |
| VIII | Reconstituting |
| IX-1 | |
| IX-2 | RRCC |
| X | RRCC |

| | |
|-----|----------|
| FMC | PMC |
| NMC | Deployed |

| Team: | US&R | MERS | FCOs | FDRCS | IM WORKFORCE |
|--------------|------|------|-----------|-------|---------------|
| Status | >65% | >66% | ≤1 Type I | = 2 | |
| Assigned: | 28 | 36 | 47 | 11 | 13,498 ▲ |
| Unavailable: | 8 | 0 | 0 | 0 | 2,422 ▼ |
| Deployed: | 0 | 0 | 41 | 9 | 5,823 ▼ |
| Available: | 20 | 36 | 6 | 2 | 5,253 / 39% ▲ |

IM CADRE AVAILABILITY SUMMARY
Cadres with 25% or Less Availability

EHP 21% (135/631); ER 15% (11/75); FL 18% (28/159); FM 24% (62/258); OPS 22% (64/291); PA 22% (683/3,092); PLAN 21% (85/416); SAF 16% (9/55)



FEMA

FEMA's mission is helping people before, during, and after disasters.

Click [here](#) to subscribe to this briefing.