

The Disaster Center is dedicated to the idea that disaster mitigation is cost effective and individuals pursuing their own interest are the greatest potential force for disaster reduction.

Please consider making a small donation to the Disaster Center



When disaster mitigation is cost effective, we are on the road to bringing disasters to an end.



# FEMA

## Daily Operations Briefing

Tuesday, June 2, 2020

8:30 a.m. ET

# National Current Operations & Monitoring



FEMA

## **Significant Incidents or Threats:**

- COVID-19
- Civil unrest and protests
- Severe thunderstorms possible – Central Plains to the Great Lakes

## **Tropical Activity:**

- Atlantic – Tropical Depression Three
- Eastern/Central Pacific – No new tropical cyclones are expected during the next five days

**Declaration Activity: None**

# Civil Unrest and Protests



**Situation:** Protests, civil disturbances and marches are occurring in numerous cities around the nation. The demonstrations were sparked by the May 25 death of George Floyd in police custody in Minneapolis, MN.

## Impacts:

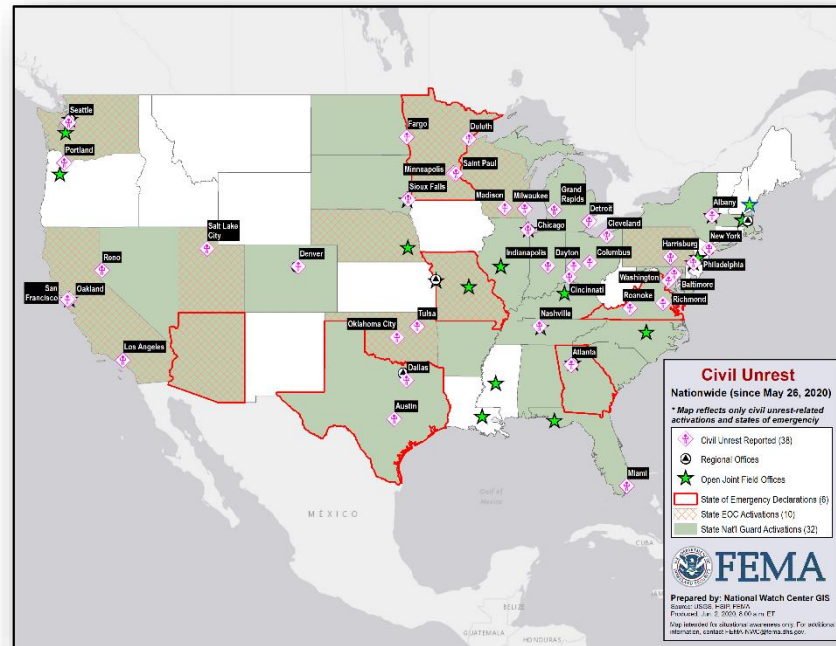
- Numerous roadways impacted in the immediate area of civil disturbances
- Media reports that at least (40) cities have implemented curfews

## State/Local Response:

- State of emergency:
  - States (6): VA, GA, MN, TX, MO, AZ
- State EOCs activated for civil unrest (in addition to COVID-19 activation):
  - States (10): Full: MN, WI, UT, WA Partial: NE, OK, MO, AZ; CA Monitoring: PA
  - National Guard activated (32): MA, NY, DC, MD, VA, PA, FL, GA, TN, AL, KY, NC, SC, IL, IN, OH, MI, MN, WI, AR, OK, TX, MO, NE, CO, ND, SD, UT, CA, NV, AZ, WA
- PA requested EMAC from VA, DE, and NJ for mutual aid to support Philadelphia Police Dept.

## FEMA Response:

- [Region's II and III: RWC working from alternate location through June 3](#)
- Region V: RWC working from alternate location through June 2
- Region VIII: JFO in Sioux Falls, SD activated COOP plans due to a breach of Empire mall; working from lodging UFN
- RRCC: Regions III, V, and VII working remotely
- FEMA NRCC and RRCCs are activated (COVID-19)
- NWC and RWCs at Steady State and continue to monitor



# Wildfire Summary



FEMA

| Fire Name<br>(County, ST)                      | FMAG #     | Acres<br>Burned | Percent<br>Contained | Evacuations   | Structures (Homes / Other) |         |           | Fatalities /<br>Injuries |
|--|------------|-----------------|----------------------|---------------|----------------------------|---------|-----------|--------------------------|
|  |            |                 |                      |               | Threatened                 | Damaged | Destroyed |                          |
| Ocotillo Fire – <i>FINAL</i><br>(Maricopa, AZ) | 5311-FM-AZ | 980             | 67% (+57%)           | M: 380 (-120) | H: 0                       | H: 2    | H: 8      | 0 / 0                    |
|  |            |                 |                      | V: 0          | O: 0                       | O: 0    | O: 12     |                          |

*Evacuations: M = Mandatory / V = Voluntary*

*Structures: H = Homes and Mixed Commercial/Residential / O = Other Minor Structures*

# Tropical Outlook – Five Day



FEMA



**Central Pacific**



**Eastern Pacific**



**Atlantic**

**Tropical Depression Three** (Advisory 3A as of 8:00 a.m. ET)

- 125 miles W of Campeche, Mexico
- Moving W at 3 mph
- Max sustained winds 35 mph
- Slow strengthening expected during the next couple of days; forecast to become a tropical storm later today

Current Disturbances & 5 Day Cyclone Formation: ✕ < 40% | ✖ 40-60% | ✗ > 60%  
Tropical / Sub-Tropical Cyclone: ○ Depression | ● Storm | ● Hurricane | ⊕ Post-Tropical Cyclone / Remnants

Potential track area: Day 1-3 Day 4-5  
Watches: Hurricane Trop Stm  
Warnings: Hurricane Trop Stm  
Current wind extent: Hurricane Trop Stm

# COVID-19 Update



**Situation:** FEMA and HHS continue leading the multiagency COVID-19 Response / Recovery efforts. 46,606 FEMA, DoD, HHS, VA, and CDC personnel deployed / activated; 2,898 (-51) FEMA employees deployed. Nationwide testing: 16,794,182 cumulative as of May 31.

## Lifelines Impacts:

### Health & Medical

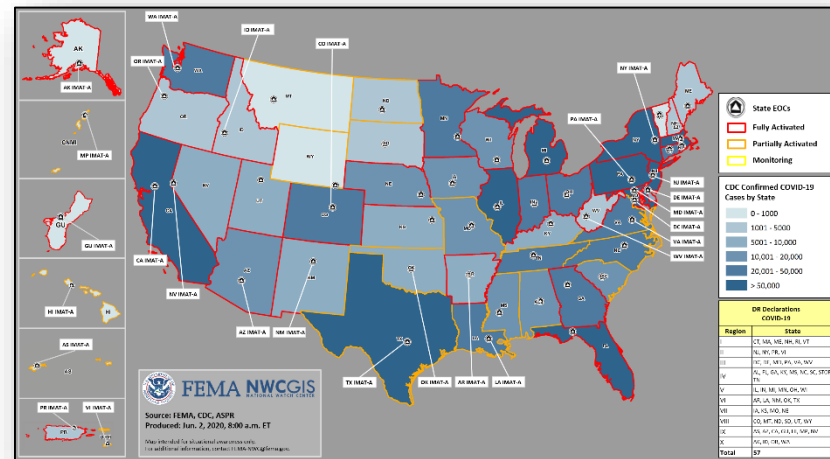
- NY: NYS is focusing on testing in NYC hotspots; opening new testing facilities in Bronx (6), Brooklyn (3), and Queens (1)
- NV: Stood up CBTS in Nye County on May 30, in Elko County on May 27-30, and in Pershing County on May 29-30 to test all providers at critical care facilities

### Food, Water, Shelter

- PA Department of Human Services briefed on June 1 that they are having food supply/distribution issues with current protests taking place in several locations
- TN: 38 of 119 employees at a strawberry and tomato farm in Unicoi County tested positive for SARS-CoV-2; company tested all employees after one fell ill

## Response

- NRCC Level I; Region IX RRCC Level I; Region III, V, VI and VIII RRCCs at Level III; Region VII RRCC is rostered but the Region continues to support COVID-19 response from the JFO in Kansas City, MO; all remaining RRCCs at Level II
- 28 FEMA IMAT-A teams deployed (24 actual/ 4 virtual) to states/territories/tribal nations; LNOs deployed to 37 (21 actual / 16 virtual) states/territories/tribal nations
- 57 Major Disaster Declarations approved; All State / Territory EOCs activated



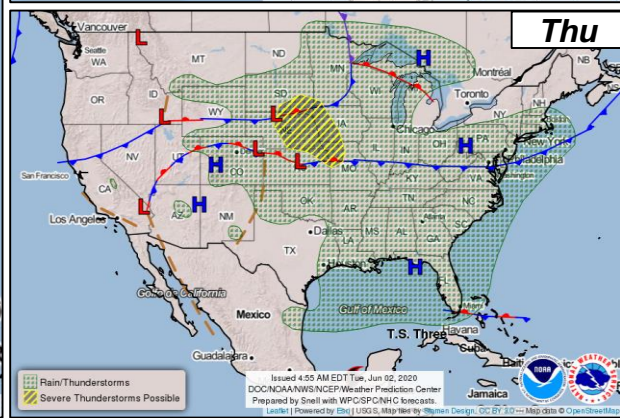
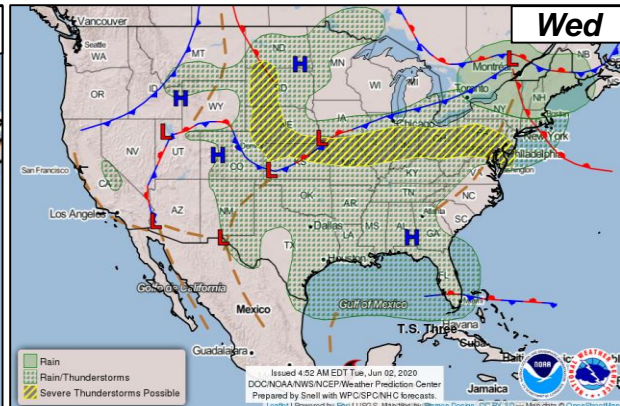
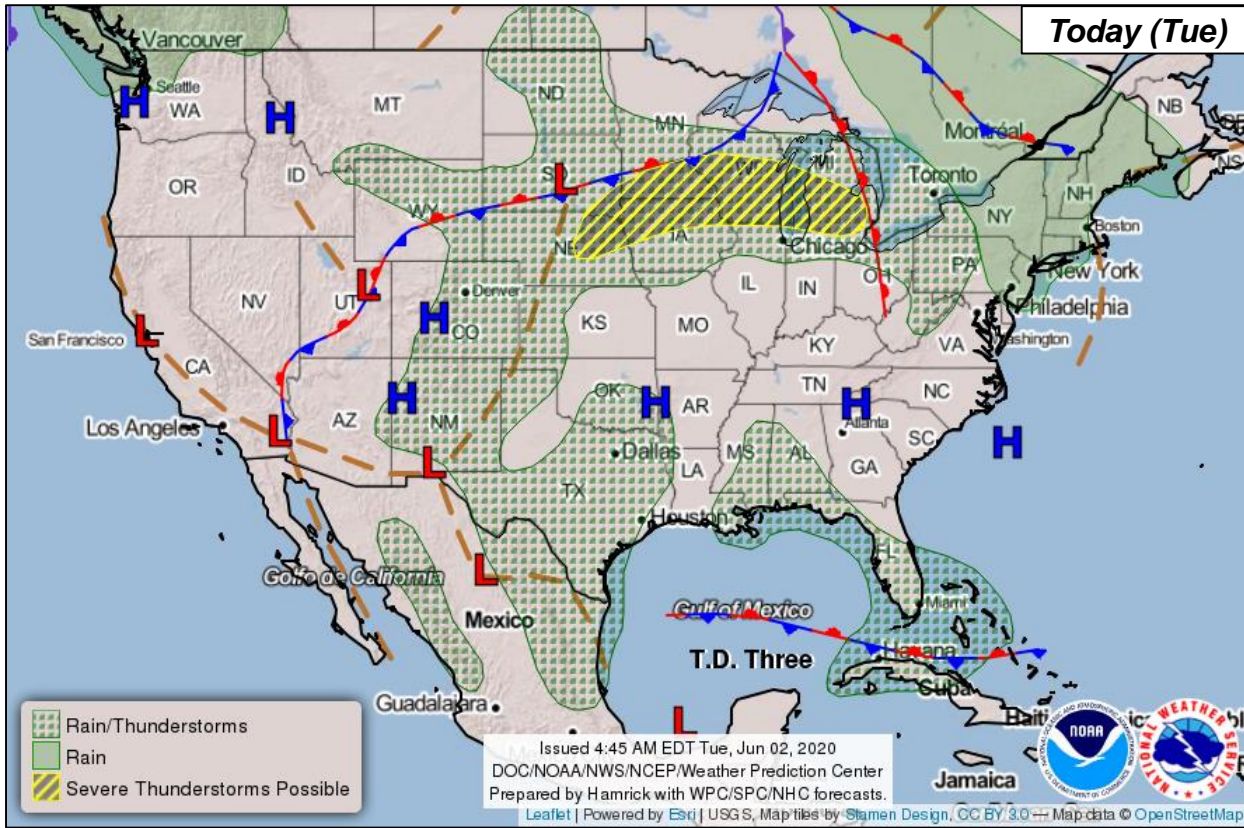
| COVID-19      | Confirmed            | Deaths           |
|---------------|----------------------|------------------|
| United States | 1,797,716 (+19,836)  | 104,839 (+700)   |
| Worldwide     | 6,057,853 (+122,917) | 371,166 (+4,000) |

(FEMA SLB COVID-19, June 1)

# National Weather Forecast



FEMA

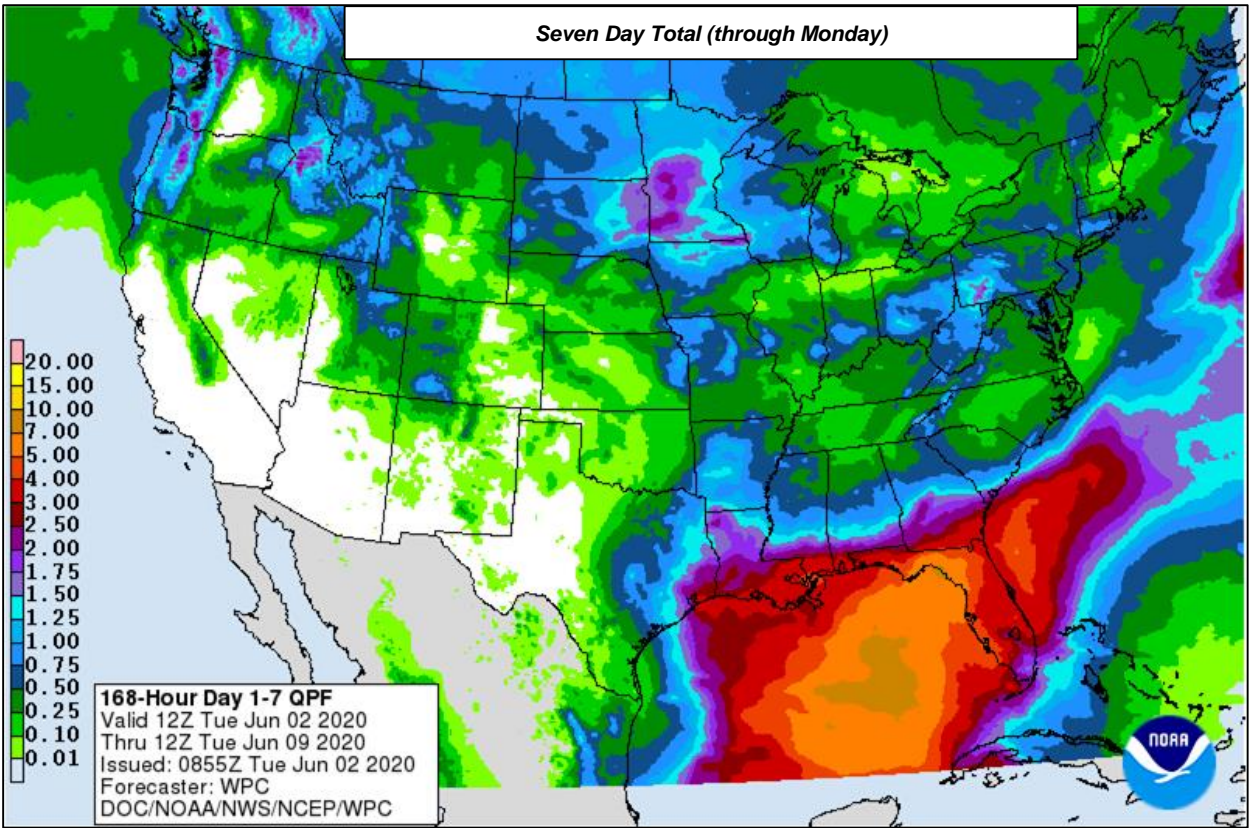
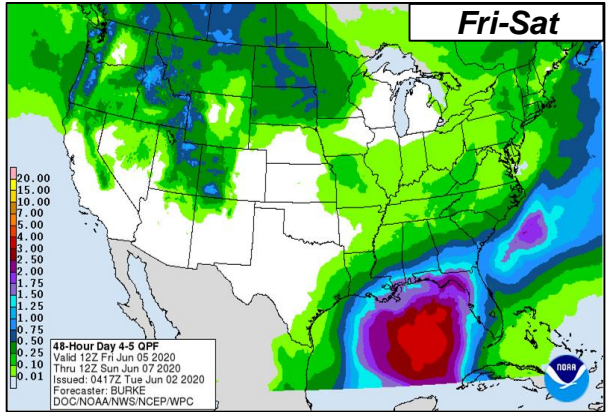
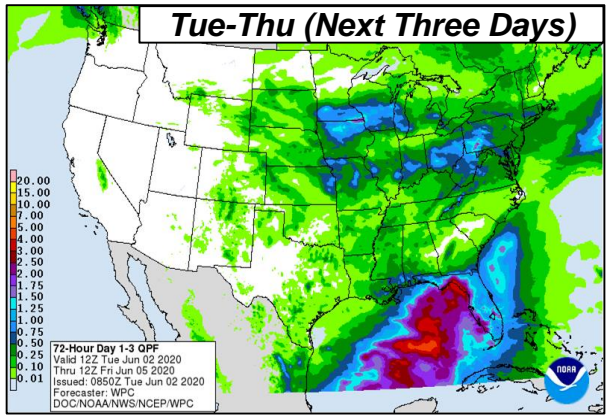




# Precipitation Forecast



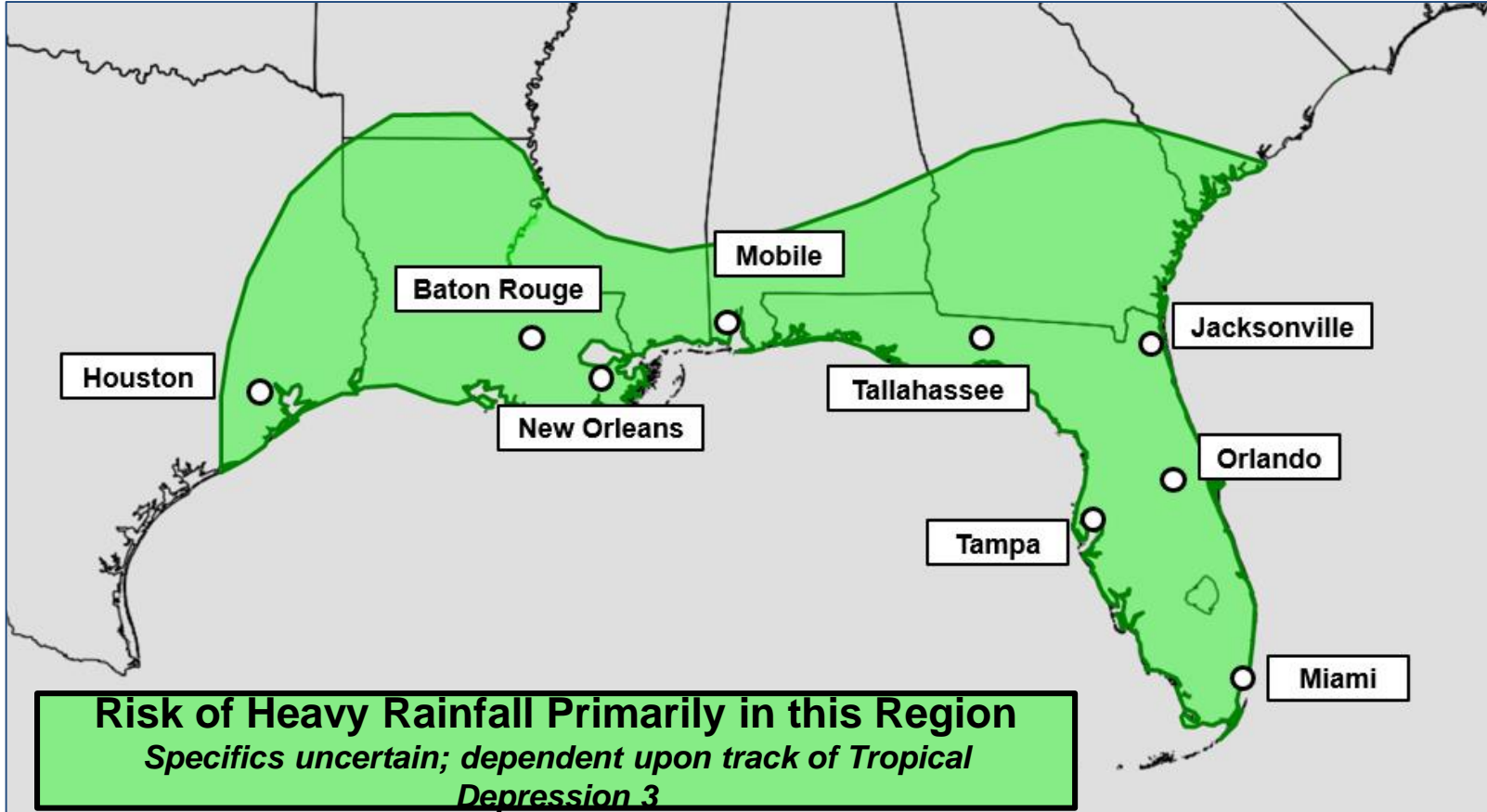
FEMA



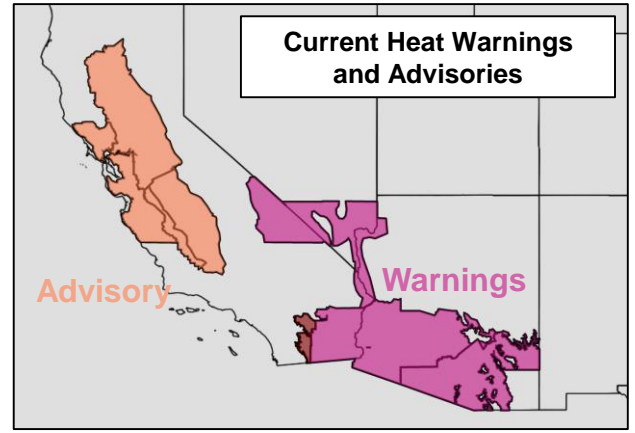
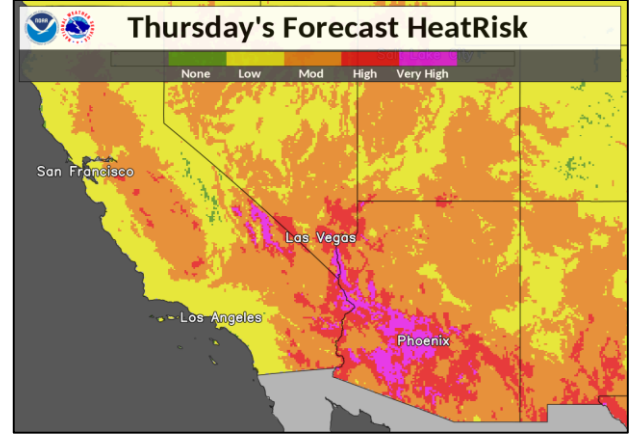
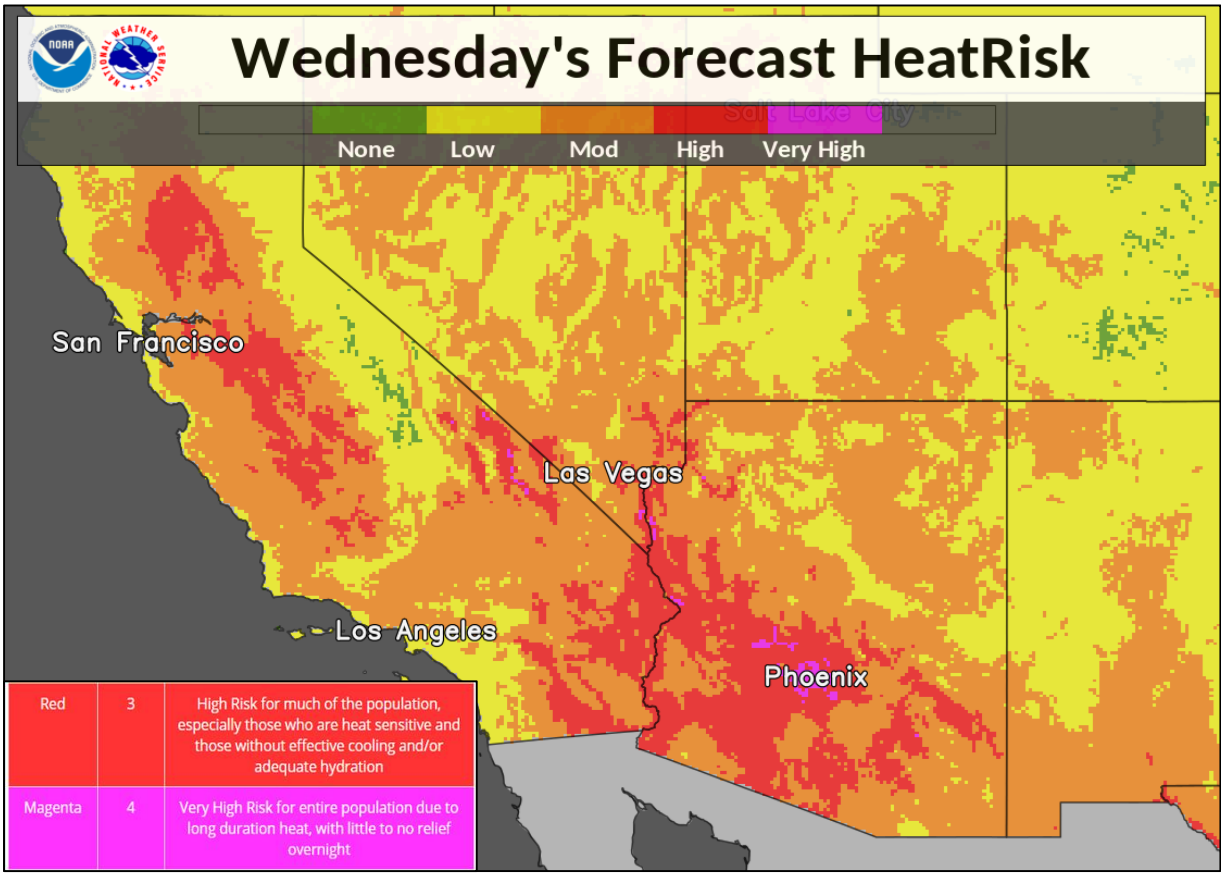
# Heavy Rain Outlook Thurs-Mon



FEMA



# Southwest Heat Peaking Wed-Thu



# Joint Preliminary Damage Assessments



FEMA

| Region | State / Location | Event   | IA/PA | Number of Counties |          | Start – End |
|--------|------------------|---|-------|--------------------|----------|-------------|
|        |                  |   |       | Requested          | Complete |             |
| IV     | AL               | Severe Storms, Strong Winds, Tornadoes, and Hail<br>Apr 19        | IA    | 0                  | 0        | N/A         |
|        |                  |   | PA    | 10                 | 0        | 5/15 – TBD  |
| V      | MI               | Dam Breach, Severe Weather and Flooding<br>May 16, and continuing | IA    | 5                  | 0        | 5/26 – TBD  |
|        |                  |   | PA    | 5                  | 0        | 5/26 – TBD  |
| VII    | MO               | Severe Storms<br>May 3-4  | IA    | 0                  | 0        | N/A         |
|        |                  |   | PA    | 20 (+1)            | 18 (+1)  | 5/14 – TBD  |

# Declaration Requests in Process – 7



FEMA

| State / Tribe / Territory – Incident Description                | Type | IA | PA | HM | Requested |
|---|------|----|----|----|-----------|
| HI – Severe Storms and Flooding                                 | DR   |    | X  | X  | Apr 27    |
| TX – Severe Storms, Straight-line Winds, and Tornadoes (Appeal) | DR   |    | X  | X  | Apr 27    |
| UT – Earthquake and Aftershocks                                 | DR   | X  | X  | X  | May 15    |
| Poarch Band of Creek Indians – COVID-19 Pandemic                | DR   | X  | X  |    | May 15    |
| ND – Flooding   | DR   |    | X  | X  | May 25    |
| AL – Severe Storms, Tornadoes, Straight-line Winds and Flooding | DR   |    | X  | X  | May 27    |
| AK – Structural Fire (Appeal)                                   | DR   |    | X  | X  | May 28    |

# FEMA Common Operating Picture



FEMA

| FEMA HQ    |             |
|------------|-------------|
| <b>NWC</b> | <b>NRCC</b> |
| Monitoring | Level I     |

| FEMA REGIONS |      |           |
|--------------|------|-----------|
| WATCH        | RRCC |           |
| Monitoring   | I    | Level II  |
| Alt Location | II   | Level II  |
| Alt Location | III  | Level III |
| Monitoring   | IV   | Level II  |
| Alt Location | V    | Level III |
| Monitoring   | VI   | Level III |
| Alt Location | VII  | Rostered  |
| Monitoring   | VIII | Level III |
| Monitoring   | IX   | Level I   |
| Monitoring   | X    | Level II  |

**Notes:**

NRCC and RRCCs activated for COVID-19

RV RWC at alternate location through June 2

R II & III RWC at alternate location through June 3

GA: Flooding  
 PR: Flooding  
 MS: Earthquake  
 TN: Tornadoes

All EOCs activated for COVID-19

States for Civil Unrest (10): MN, WI, UT, WA, NE, OK, MO, AZ, CA, & PA

Major Disasters (DR): 104  
 Emergency Disasters (EM): 94

★ JFOs: 11 / VFOs: 18

★ Staging Area

■ Distribution Center (DC)

■ Declared County (non-COVID-19 Declarations)

■ Fully Activated

■ Partially Activated

■ Monitoring

As of 8:00 a.m. ET June 2, 2020  
 Created by FEMA NWC

Region X COVID DRs

4481-DR-WA  
 VFO: Bothell, WA

4489-DR-OR  
 4533-DR-AK  
 4534-DR-ID  
 FCO: Michael F. O'Hare  
 JFO: TBD

RX IMAT (Bothell, WA)

4539-DR-WA  
 FCO: Timothy B. Manner  
 VFO: Camp Murray, WA

4519-DR-OR  
 FCO: Dolph A. Diemont  
 VFO: Salem, OR

Region VIII COVID DRs

4498-DR-CO  
 4508-DR-MT  
 4509-DR-ND  
 4525-DR-UT  
 4527-DR-SD  
 4535-DR-WY  
 FCO: Lee K. dePaloy  
 VFO: Denver, CO

Region IX COVID DRs

4482-DR-CA  
 4495-DR-GU  
 4510-DR-HI  
 4511-DR-CRMI  
 4523-DR-NV  
 4524-DR-AZ  
 4537-DR-AS  
 FCO: Robert J. Fenton  
 VFO: Oakland, CA

RIX IMAT-2

Region VI COVID DRs

4484-DR-LA  
 4485-DR-TX  
 4518-DR-AR  
 4529-DR-NM  
 4530-DR-OK  
 FCO: George A. Robinson  
 JFO: TBD

4435/4451-DR-MO  
 FCO: John Brogan  
 JFO: Jefferson City, MO

Region VII COVID DRs

4447-DR-ND  
 FCO: Dana C. Reynolds  
 VFO: Denver, CO

4440/4463/4467/4469-DR-SD  
 FCO: Jon K. Huss  
 JFO: Sioux Falls, SD

4414/4442-DR-MN  
 4459/4477-DR-WI  
 FCO: John T. Boyle  
 4424/4447-DR-OH  
 4461-DR-IL  
 FCO: Steven W. Johnson  
 VFO: Springfield, IL

Region VII COVID DRs

4483-DR-IA  
 4490-DR-MO  
 4504-DR-KS  
 4521-DR-NE  
 FCO: Paul Taylor  
 VFO: Kansas City, MO

RVII IMAT

3525-EM-MI  
 FCO: Kevin M. Sligh  
 JFO: TBD

Region V COVID DRs

4489-DR-IL  
 4494-DR-MI  
 4487-DR-OH  
 4515-DR-IN  
 4520-DR-WI  
 4531-DR-MN  
 FCO: James K. Joseph  
 VFO: Chicago, IL

RV IMAT

4372/4379-DR-MA  
 4410-DR-CT  
 4445/4474-DR-VT  
 4457-DR-NH  
 FCO: James McPherson  
 JFO: Dover, NH

Region I COVID DRs

4496-DR-MA  
 4500-DR-CT  
 4507-DR-RI  
 4516-DR-NH  
 4522-DR-ME  
 4532-DR-VT  
 FCO: W. Russell Webster  
 VFO: Maynard, MA

RI IMAT (Boston, MA)

4472-DR-NY  
 FCO: Seamus K. Leary  
 JFO: Albany, NY

4540-DR-KY  
 FCO: Kevin A. Wallace  
 VFO: Frankfort, KY

Region II COVID DRs

4480-DR-NY  
 FCO: Thomas Von Essen  
 JFO: Albany, NY

4488-DR-NJ  
 FCO: Thomas Von Essen  
 VFO: West Trenton, NJ

4493-DR-PR  
 FCO: Thomas Von Essen  
 VFO: Guaynabo, PR

4513-DR-USVI  
 FCO: Thomas Von Essen  
 VFO: Christiansted, VI

MERS (San Juan, PR)

Region III COVID DRs

4491-DR-MD  
 4502-DR-DC  
 4506-DR-PA  
 4512-DR-VA  
 4517-DR-WV  
 4526-DR-DE  
 FCO: MaryAnn Tierney  
 VFO: Philadelphia, PA

RIII IMAT

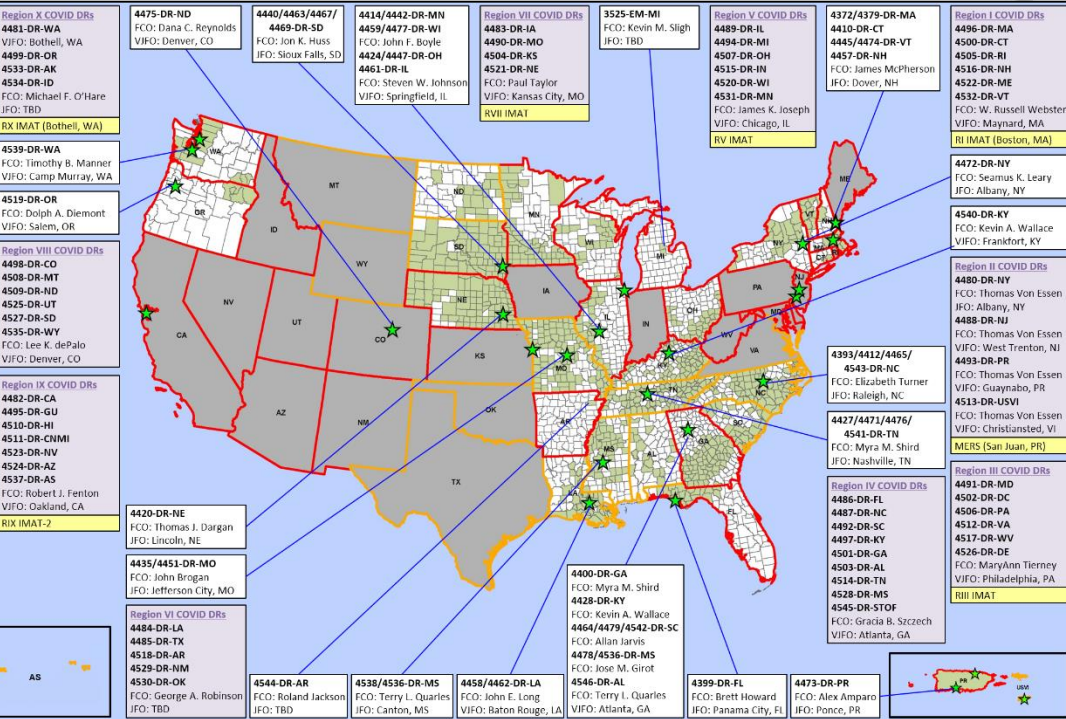
Region IV COVID DRs

4486-DR-FL  
 4487-DR-NC  
 4492-DR-SC  
 4497-DR-KY  
 4501-DR-GA  
 4503-DR-AL  
 4514-DR-TN  
 4528-DR-MS  
 4545-DR-STOF  
 FCO: Gracia B. Szczech  
 VFO: Atlanta, GA

4400-DR-GA  
 4428-DR-KY  
 FCO: Kevin A. Wallace  
 4464/4479/4542-DR-SC  
 FCO: Allan Jarvis  
 4478/4536-DR-MS  
 FCO: Jose M. Girod  
 4546-DR-AL  
 FCO: Terry L. Quarles  
 VFO: Atlanta, GA

4399-DR-FL  
 FCO: Brett Howard  
 VFO: Panama City, FL

4473-DR-PR  
 FCO: Alex Amparo  
 JFO: Ponce, PR



| N-IMATs |                |
|---------|----------------|
| 2 Teams |                |
| Red     |                |
| Blue    |                |
| Gold    | IMAT-A Support |

| R-IMATs     |                |
|-------------|----------------|
| 4 - 6 Teams |                |
| I           | RRCC           |
| II          |                |
| III         | RRCC           |
| IV-1        | Virtual MS     |
| IV-2        | Virtual SC     |
| V           | RRCC           |
| VI-1        | Virtual AR     |
| VI-2        |                |
| VII         | VJFO-COVID     |
| VIII        | Reconstituting |
| IX-1        |                |
| IX-2        | RRCC           |
| X           | RRCC           |

|     |          |
|-----|----------|
| FMC | PMC      |
| NMC | Deployed |

| Team:        | US&R    | MERS | FCOs      | FDRCs | IM WORKFORCE  |
|--------------|---------|------|-----------|-------|---------------|
| Status       | >65%    | >66% | ≤1 Type I | = 2   |               |
| Assigned:    | 28      | 36   | 48        | 11    | 13,528 ▲      |
| Unavailable: | 4 (-2)  | 0    | 1 (+1)    | 0     | 2,520 ▲       |
| Deployed:    | 0       | 0    | 39        | 8     | 5,677 ▼       |
| Available:   | 24 (+2) | 36   | 8 (-1)    | 3     | 5,331 / 39% ▼ |

| IM CADRE AVAILABILITY SUMMARY   |  |
|---|--|
| Cadres with 25% or Less Availability  |  |
| EHP 24% (150/632); ER 16% (12/75); FL 20% (32/160); FM 25% (66/260); OPS 24% (69/293) |  |
| PA 22% (693/3,099); PLAN 21% (87/419); SAF 9% (9/56)                                  |  |

# Public Assistance Grant Program

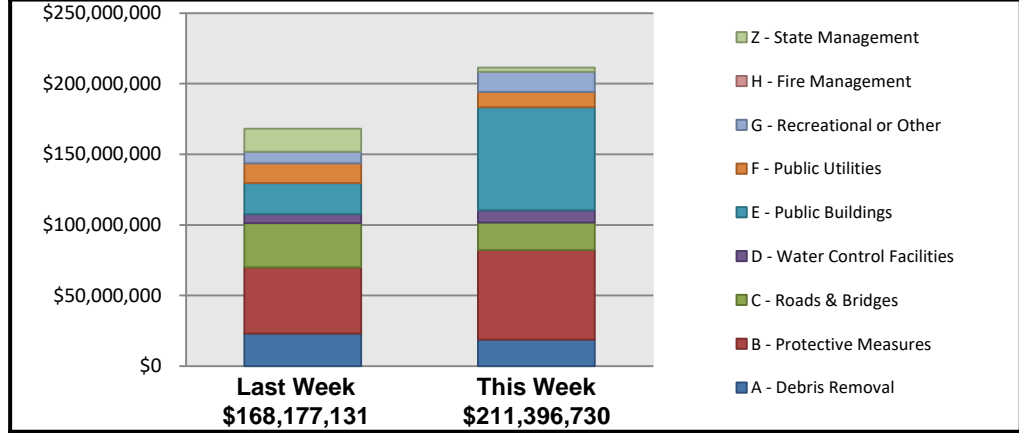


FEMA

| PA Project Worksheets Obligated        |                    |                         |                     |                              |                      |                      |                           |                     |                      |                  |
|--|--------------------|-------------------------|---------------------|------------------------------|----------------------|----------------------|---------------------------|---------------------|----------------------|------------------|
| in past week, as of 6/1/20 at 1500 EDT |                    |                         |                     |                              |                      |                      |                           |                     |                      |                  |
| PA Category                            | Emergency Work     |                         | Permanent Work      |                              |                      |                      |                           | H - Fire Management | Z - State Management | Total            |
|  | A - Debris Removal | B - Protective Measures | C - Roads & Bridges | D - Water Control Facilities | E - Public Buildings | F - Public Utilities | G - Recreational or Other |                     |                      |                  |
| Number Of PWs Obligated                | 37                 | 74                      | 118                 | 17                           | 67                   | 19                   | 73                        | 0                   | 52                   | 457              |
| Federal Share Obligated                | \$18,799,536       | \$63,390,507            | \$19,481,422        | \$8,600,460                  | \$72,938,876         | \$10,876,305         | \$14,267,773              | \$0                 | \$3,041,850.57       | \$211,396,730.34 |

## Public Assistance Obligated per Category

5/18/2020 through 6/1/2020



## This weeks PA Highlights

- In 4277 - LA
  - \$41 Million obligated for Category E – Public Buildings
- In 4481 - WA
  - \$32 Million obligated for Category B – Protective Measures
- In 4332 - TX
  - \$22 Million obligated for Category E – Public Buildings

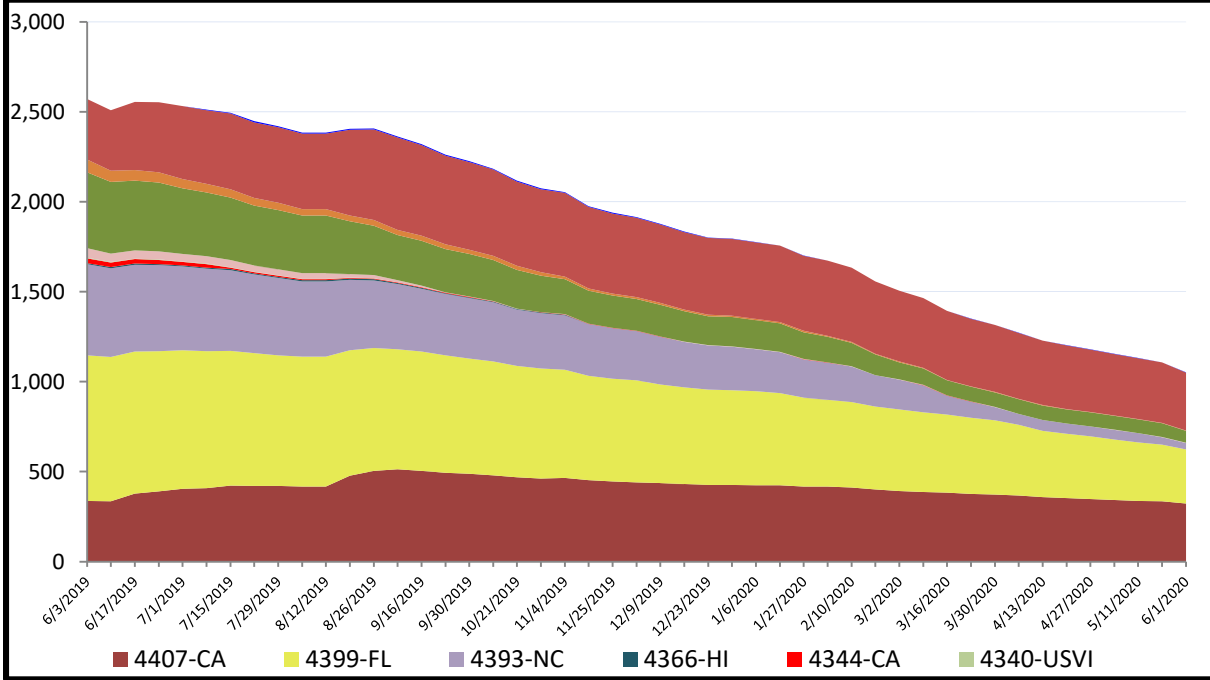
# Direct Housing



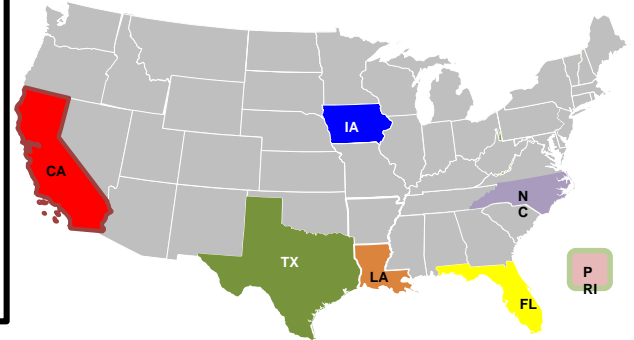
FEMA

## Total Households in FEMA Direct Housing per State

Past Year per Week, 6/3/2019 – 6/1/2020, There are currently **729** Households Occupying **729** Temporary Units



| DR      | IA Declaration Date | Program End Date | Current # of Households in Direct Housing (Weekly Change) |
|---------|---------------------|------------------|---|
| 4421-IA | 3/23/2019           | 9/23/2020        | 1 (0)   |
| 4407-CA | 11/12/2018          | 5/12/2020        | 323 (-13)   |
| 4399-FL | 10/11/2018          | 4/11/2020        | 301 (-13)   |
| 4393-NC | 9/14/2018           | 3/14/2020        | 36 (-6)   |
| 4344-CA | 10/10/2017          | 7/10/2019        | 0 (0)   |
| 4339-PR | 9/20/2017           | 9/20/2019        | 1 (0)   |
| 4332-TX | 8/25/2017           | 8/25/2019        | 65 (-11)  |
| 4277-LA | 8/14/2016           | 4/30/2019        | 2 (0)   |



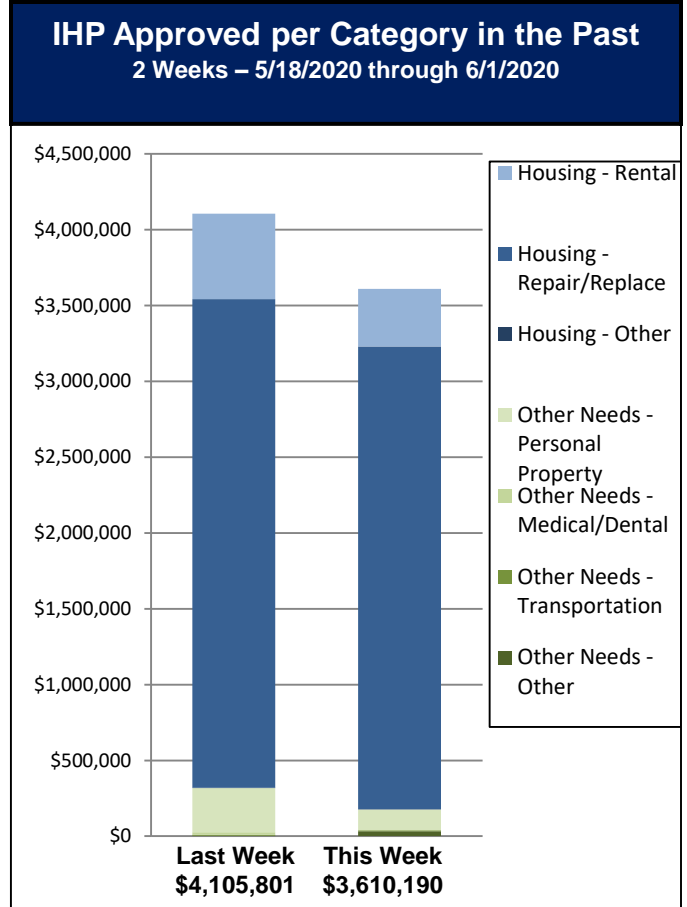
States with Currently Occupied Units



# Individual Assistance Activity



|  |   | Individuals and Households Program Activity As Of: 6/1/20 |                              |                     |                        |
|--|---|---|------------------------------|---------------------|------------------------|
|  |   | In Past 7 Days  |                              | Cumulative          |                        |
|  |   | Applicants Approved                                       | Amount Approved              | Applicants Approved | Amount Approved        |
| Open Registration Period               | 4473-PR   | Declared 01-16-2020                                       | End Of Reg Period 07-02-2020 |                     |                        |
|  | Housing Assistance  | 377   | \$1,864,776.93               | 10,583              | \$43,559,894.29        |
|  | Other Needs Assistance  | 56  | \$31,398.14                  | 3,903               | \$1,914,322.55         |
|  | <b>Total IHP</b>  |   | <b>\$1,896,175.07</b>        |                     | <b>\$45,474,216.84</b> |
|  | <b>Average IHP</b>  |   |                              |                     | <b>\$3,711</b>         |
|  | <b>Total Max Grants</b>   |   |                              | <b>HA</b>           | <b>ONA</b>             |
| Open Registration Period               | 4519-OR   | Declared 04-03-2020                                       | End Of Reg Period 07-02-2020 |                     |                        |
|  | Housing Assistance  | 7   | \$78,132.75                  | 126                 | \$1,147,552.24         |
|  | Other Needs Assistance  | 1   | \$3,772.36                   | 39                  | \$127,168.74           |
|  | <b>Total IHP</b>  |   | <b>\$81,905.11</b>           |                     | <b>\$1,274,720.98</b>  |
|  | <b>Average IHP</b>  |   |                              |                     | <b>\$10,117</b>        |
|  | <b>Total Max Grants</b>   |   |                              | <b>HA</b>           | <b>ONA</b>             |
| Open Registration Period               | 4536-MS   | Declared 04-16-2020                                       | End Of Reg Period 06-15-2020 |                     |                        |
|  | Housing Assistance  | 122   | \$687,485.68                 | 637                 | \$3,400,900.98         |
|  | Other Needs Assistance  | 57  | \$50,230.11                  | 343                 | \$733,077.63           |
|  | <b>Total IHP</b>  |   | <b>\$737,715.79</b>          |                     | <b>\$4,133,978.61</b>  |
|  | <b>Average IHP</b>  |   |                              |                     | <b>\$5,974</b>         |
|  | <b>Total Max Grants</b>   |   |                              | <b>HA</b>           | <b>ONA</b>             |
| Open Registration Period               | 4541-TN   | Declared 04-24-2020                                       | End Of Reg Period 06-23-2020 |                     |                        |
|  | Housing Assistance  | 22  | \$159,653.05                 | 290                 | \$1,019,071.64         |
|  | Other Needs Assistance  | 4   | \$10,296.12                  | 96                  | \$269,352.89           |
|  | <b>Total IHP</b>  |   | <b>\$169,949.17</b>          |                     | <b>\$1,288,424.53</b>  |
|  | <b>Average IHP</b>  |   |                              |                     | <b>\$4,295</b>         |
|  | <b>Total Max Grants</b>   |   |                              | <b>HA</b>           | <b>ONA</b>             |
| Open Registration Period               | 4542-SC   | Declared 05-01-2020                                       | End Of Reg Period 06-30-2020 |                     |                        |
|  | Housing Assistance  | 100   | \$430,148.37                 | 404                 | \$1,909,302.19         |
|  | Other Needs Assistance  | 33  | \$54,637.76                  | 155                 | \$275,837.79           |
|  | <b>Total IHP</b>  |   | <b>\$484,786.13</b>          |                     | <b>\$2,185,139.98</b>  |
|  | <b>Average IHP</b>  |   |                              |                     | <b>\$4,978</b>         |
|  | <b>Total Max Grants</b>   |   |                              | <b>HA</b>           | <b>ONA</b>             |
| Other IHP Active                       | 12 Declarations IHP Programmatically Open - Closed Registration * |   |                              |                     |                        |
|  | Housing Assistance  | 36  | \$214,032.73                 |                     |                        |
|  | Other Needs Assistance  | 11  | \$25,625.92                  |                     |                        |
| <b>Total IHP</b>                       |   |   | <b>\$239,658.65</b>          | <b>4</b>            | <b>0</b>               |
| <b>Total IHP Approved in Past Week</b> |   |   | <b>\$3,610,189.92</b>        |                     |                        |





# FEMA

**FEMA's mission is helping people before, during, and after disasters.**

Click [here](#) to subscribe to this briefing.