

FEMA National Watch Center

Daily Operations Briefing

Tuesday, June 15, 2021

8:30 a.m. ET



FEMA

National Current Ops / Monitoring

New Significant Incidents / Ongoing Ops

- COVID-19

Hazard Monitoring

- Critical fire weather – Central Great Basin, Northern Rockies and Northern Plains
- Tropical Activity:
 - Atlantic:
 - Disturbance 1: High (70%)
 - Disturbance 2: Low (10%)
 - Eastern Pacific:
 - Tropical Depression Carlos
 - Disturbance 1: Medium (40%)

Disaster Declaration Activity

- None

Event Monitoring

- None



FEMA

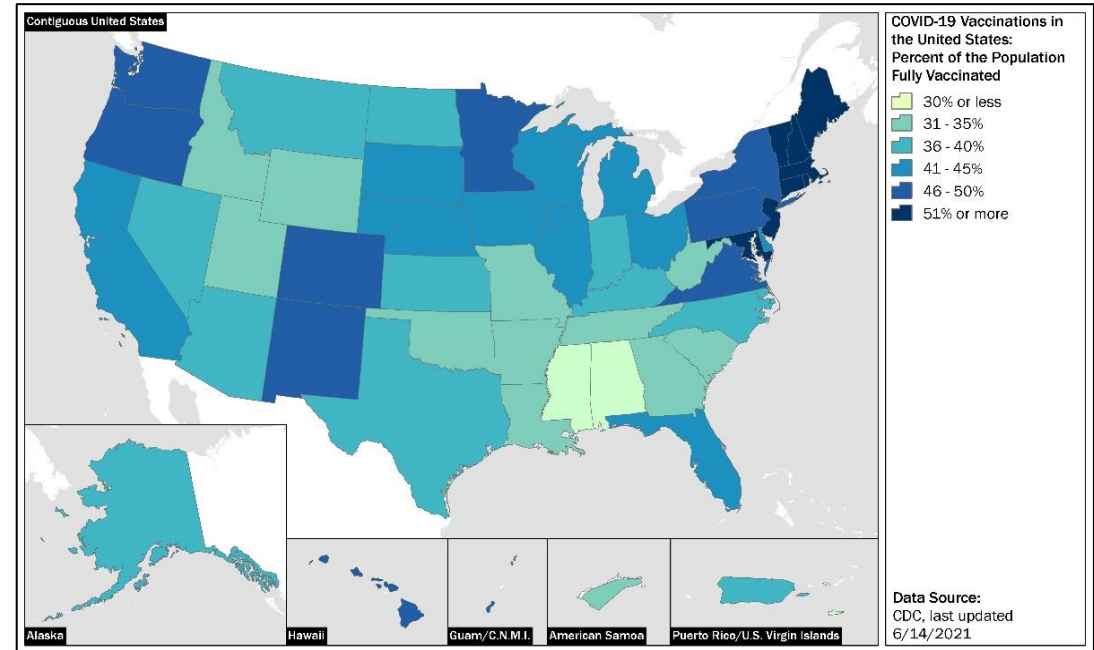
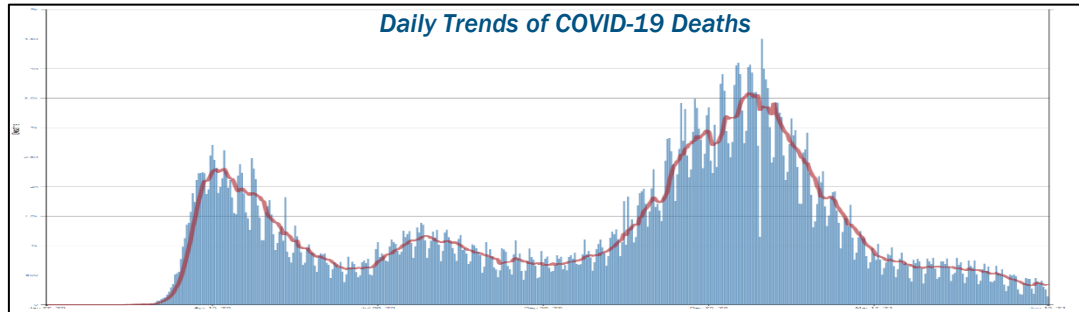
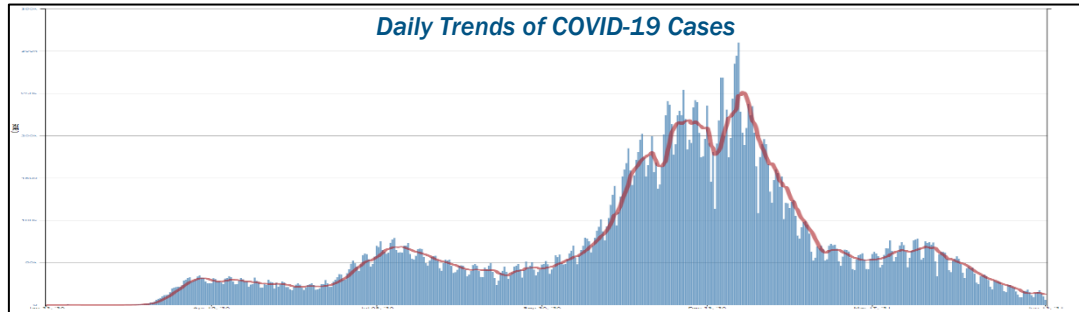
COVID-19 Weekly Update *(CDC data, as of Jun 13)*

Key Updates

- Confirmed US COVID-19 Cases: **33,292,045 (+98,365)**
- Confirmed US COVID-19 Deaths: **597,343 (+2,541)**
- Total vaccine doses administered: **310,645,827 (+7,793,910)**
- People fully vaccinated: **144,919,339 (+5,170,678)**

- Federally-Supported Sites (CVCs): **1,700 (+28)**
- Public Assistance obligated for COVID-19 Response: **\$27 billion**
- FEMA NRCC activated to Level III in support of COVID-19 operations

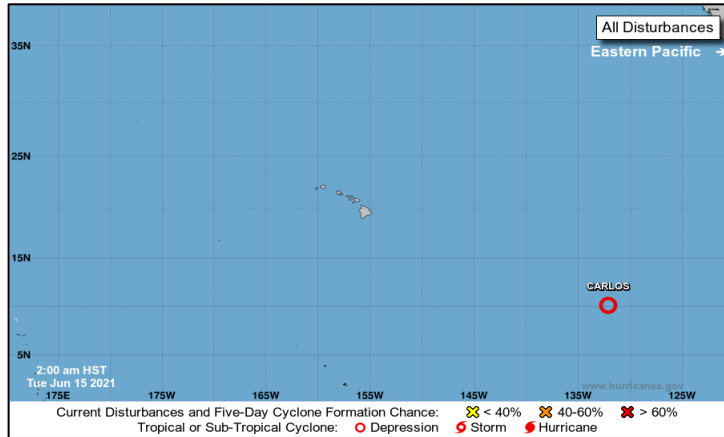
(FEMA COVID-19 Vaccination Support SLB as of Jun 14, 2021, 6:00 p.m. ET)



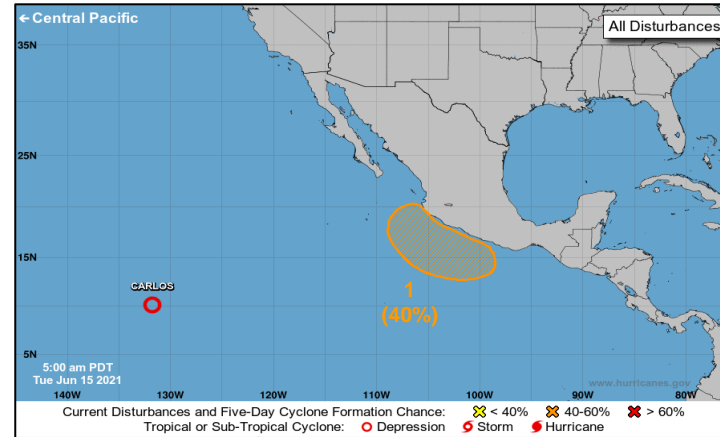
FEMA

Tropical Outlook – Five Day

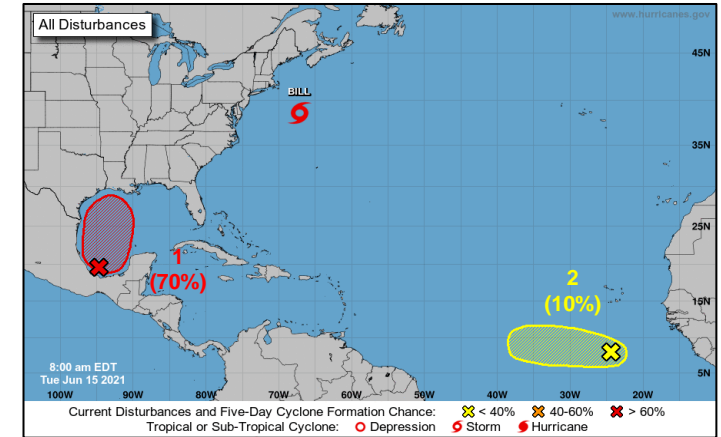
Central Pacific



Eastern Pacific



Atlantic



Disturbance 1 (as of 8:00 a.m. ET)

- Expected to form later this week a couple of hundred miles offshore of the coast of southwestern Mexico
- Moving slowly NW, parallel to the southwestern coast of Mexico
- Conditions are conducive for gradual development, and a tropical depression could form by this weekend
- 48-hour formation chance: Low (near 0%)
- 5-day formation chance: Medium (40%)

Tropical Depression Carlos (Advisory #11 as of 5:00 a.m. ET)

- 1,700 miles WSW of the southern tip of Baja California
- Moving WSW at 12 mph
- Maximum sustained winds 35 mph
- Slow weakening is expected over the next couple of days, and Carlos is forecast to degenerate to a remnant low by tonight

Disturbance 1 (as of 8:00 a.m. ET)

- Located over the Bay of Campeche
- Should begin to move N by midweek
- Tropical depression likely to form late in the week
- Heavy rains could begin to impact portions of the northern Gulf Coast on Friday
- 48-hour formation chance: Low (20%)
- 5-day formation chance: High (70%)

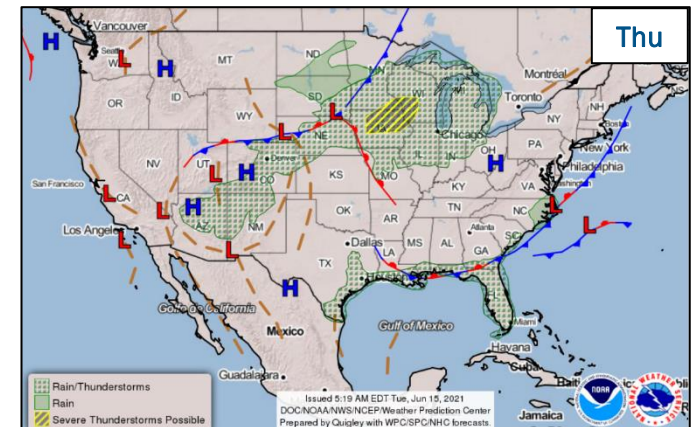
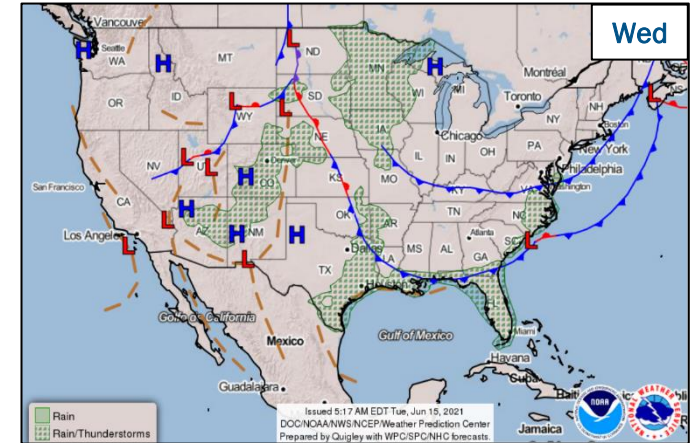
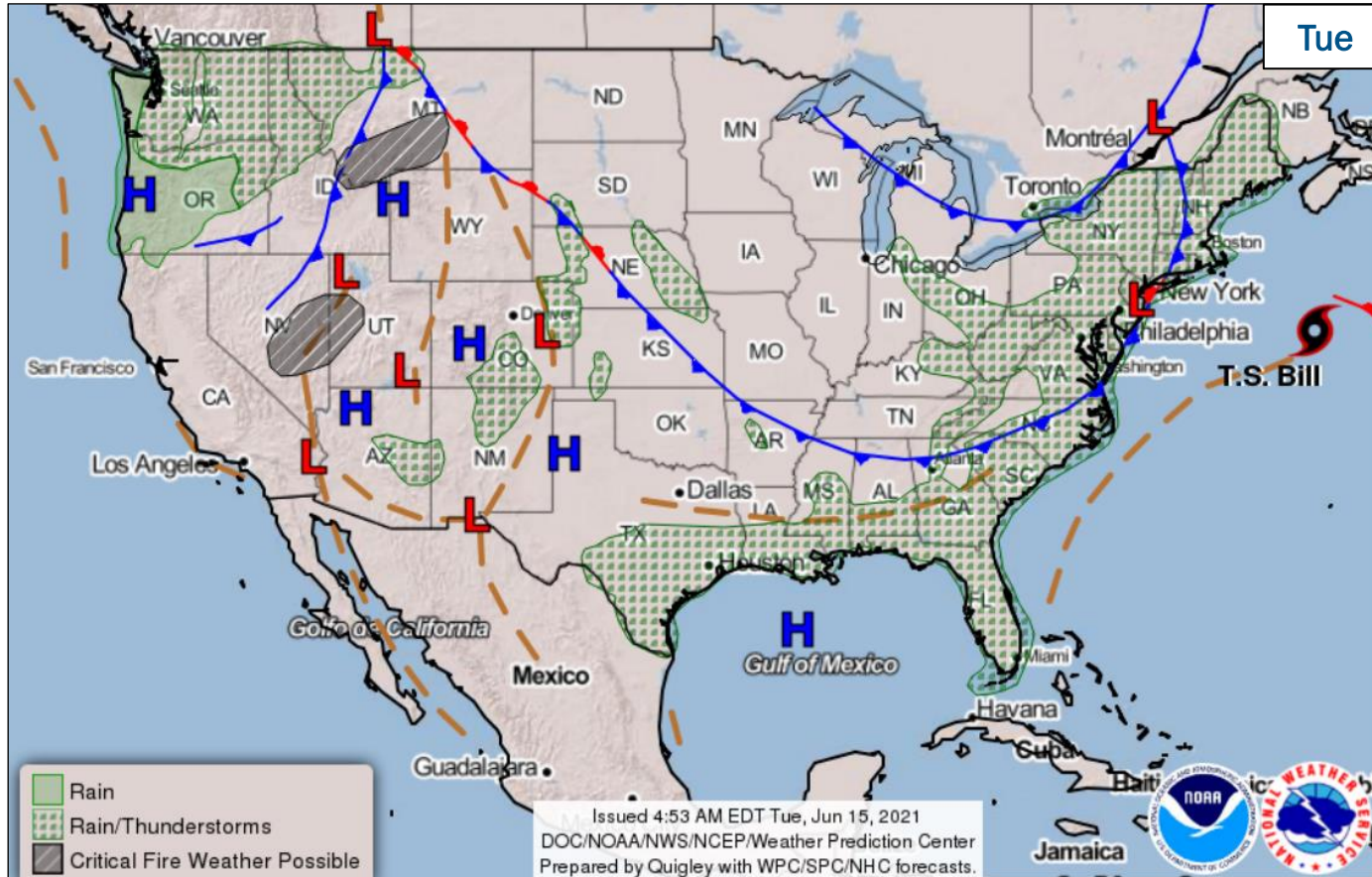
Disturbance 2 (as of 8:00 a.m. ET)

- Several hundred miles S of Cabo Verde Islands
- Any development should be slow to occur during next few days
- 48-hour formation chance: Low (10%)
- 5-day formation chance: Low (10%)



FEMA

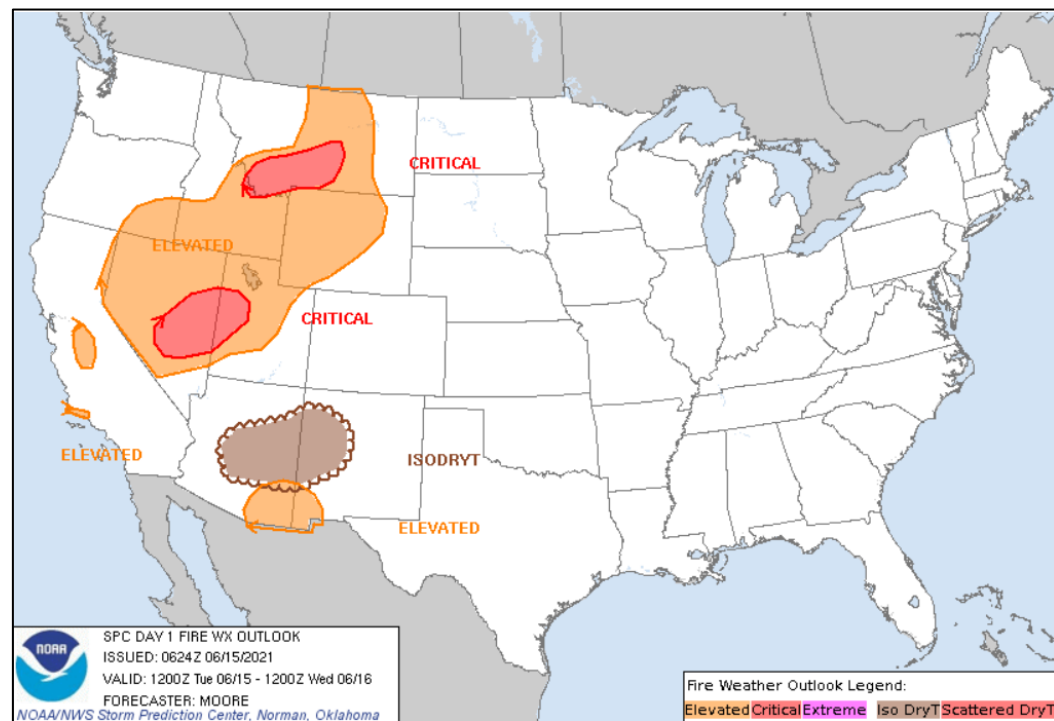
National Weather Forecast



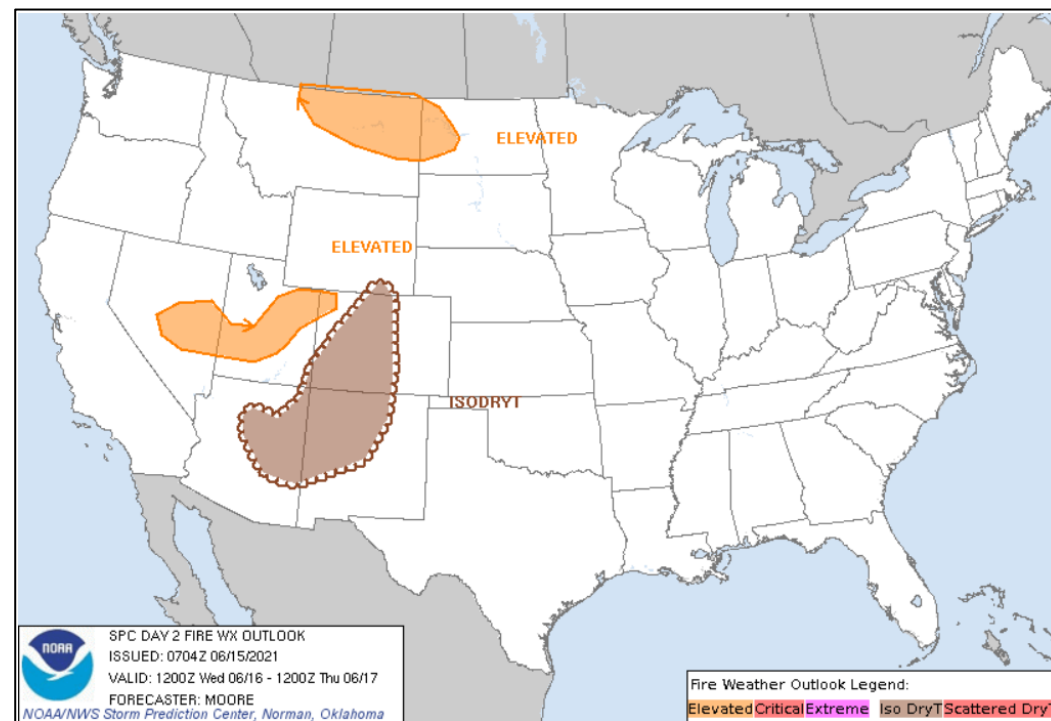
FEMA

National Watch Center

Fire Weather Outlook



Today



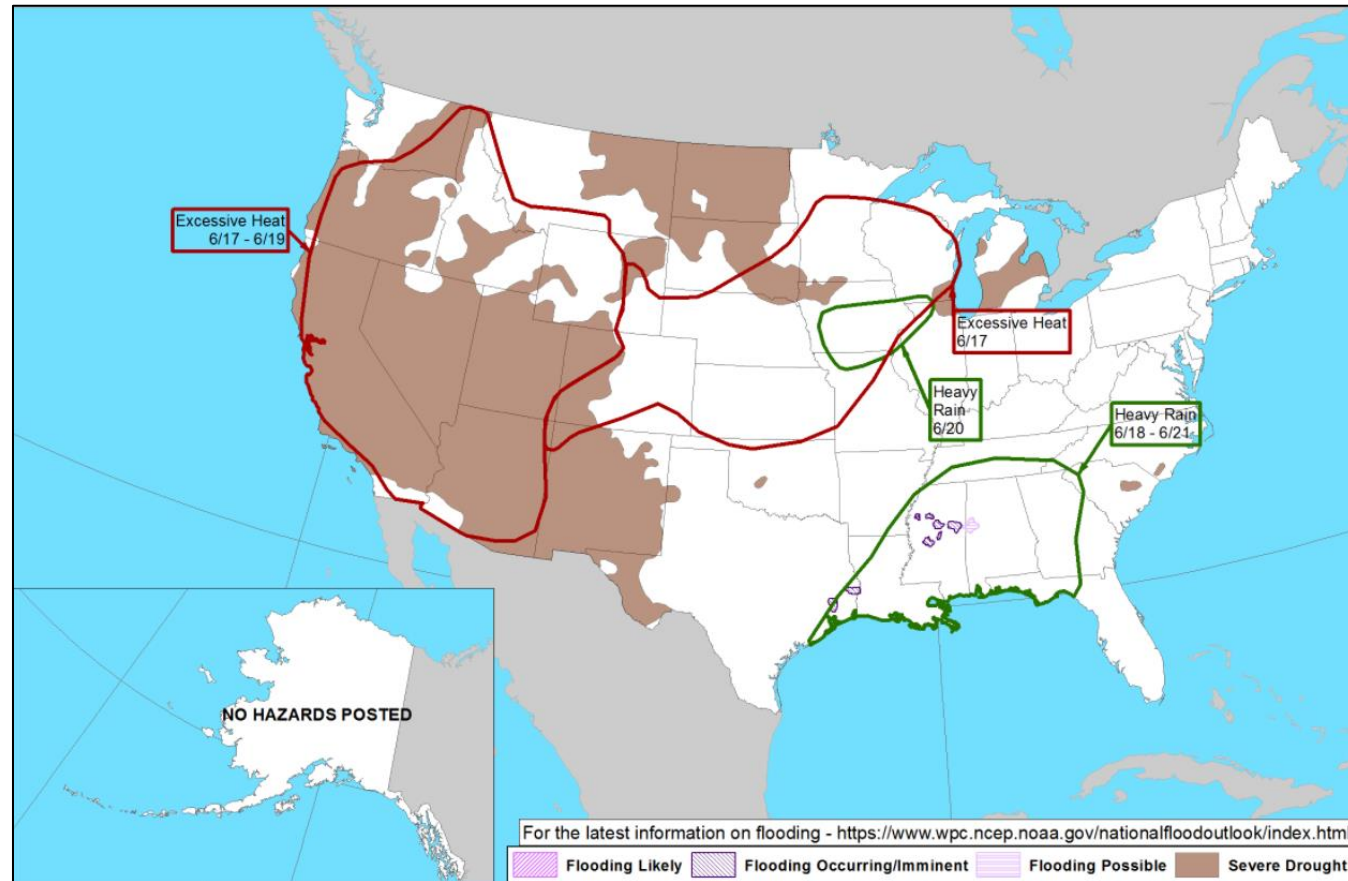
Tomorrow



FEMA

National Watch Center

Hazards Outlook – Jun 17-21



FEMA

Wildfire Summary

Fire Name (County, ST)	FMAG #	Acres Burned	Percent Contained	Evacuations	Structures (Homes / Other)			Fatalities / Injuries
					Threatened	Damaged	Destroyed	
Telegraph (Pinal & Gila, AZ)	5389-FM-AZ	104,755 (+16,166)	68% (-6)	M: 4,230 (+80)	H: 3,500	H: 2	H: 6	0 / 10
				V: 0	O: 0	O: 5	O: 9	
Pack Creek (San Juan, UT)	5391-FM-UT	8,243 (+2,819)	16% (+10)	M: 232	H: 35 (-70)	H: 5	H: 4	0 / 0
				V: 0	O: 36	O: 0	O: 6	

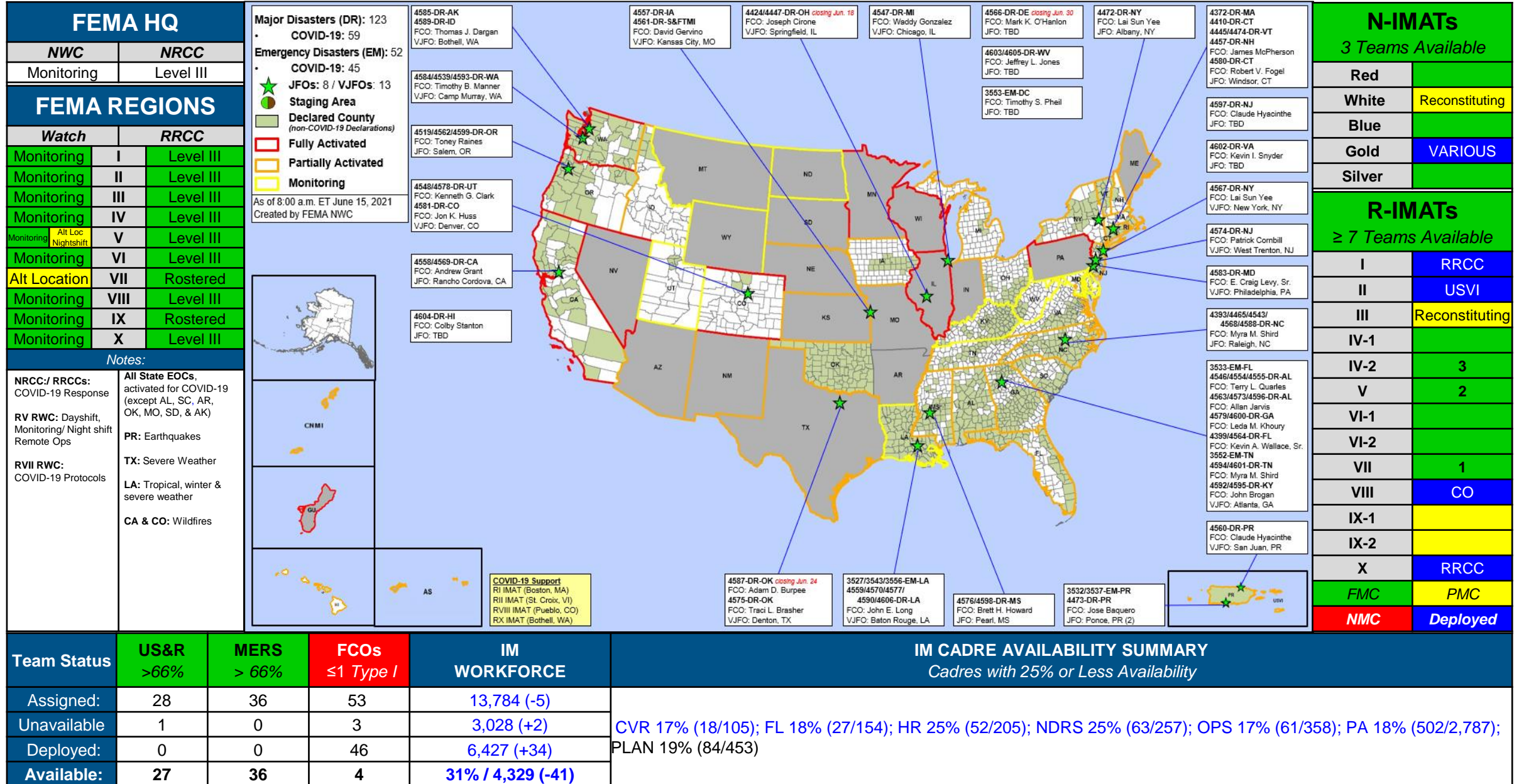
(Evacuations: M = Mandatory / V = Voluntary; Structures: H = Homes and Mixed Commercial/Residential / O = Non-residential Commercial/Other Minor Structures)



FEMA

National Watch Center

FEMA Common Operating Picture



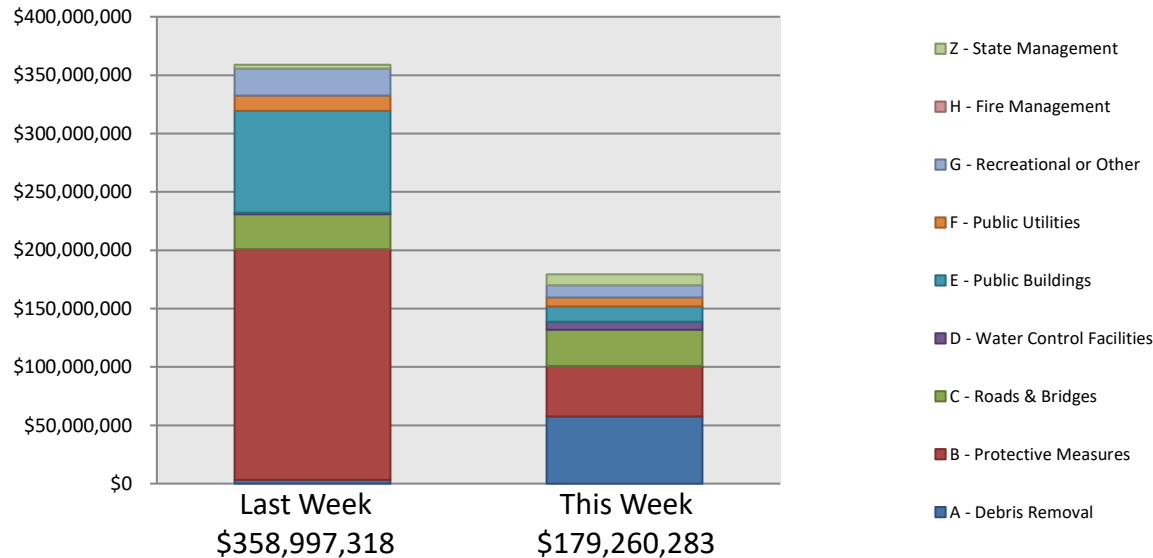
Public Assistance Grant Program

PA Project Worksheets Obligated

in past week, as of 06/14/2021 at 1500 ET

PA Category	Emergency Work		Permanent Work					H - Fire Management	Z - State Management	Total
	A - Debris Removal	B - Protective Measures	C - Roads & Bridges	D - Water Control Facilities	E - Public Buildings	F - Public Utilities	G - Recreational or Other			
Number Of PWs Obligated	210	384	853	82	121	200	144	0	41	2035
Federal Share Obligated	\$57,668,503	\$43,148,331	\$31,018,029	\$6,846,558	\$13,215,350	\$7,597,557	\$10,407,196	\$0	\$9,358,759.20	\$179,260,282.80

Public Assistance Obligated per Category 05/31/2021 through 06/14/2021



COVID-19 Obligated as of 06/14/21

- Total Public Assistance Obligated: \$27,008,415,114.00

This Week's PA Highlights

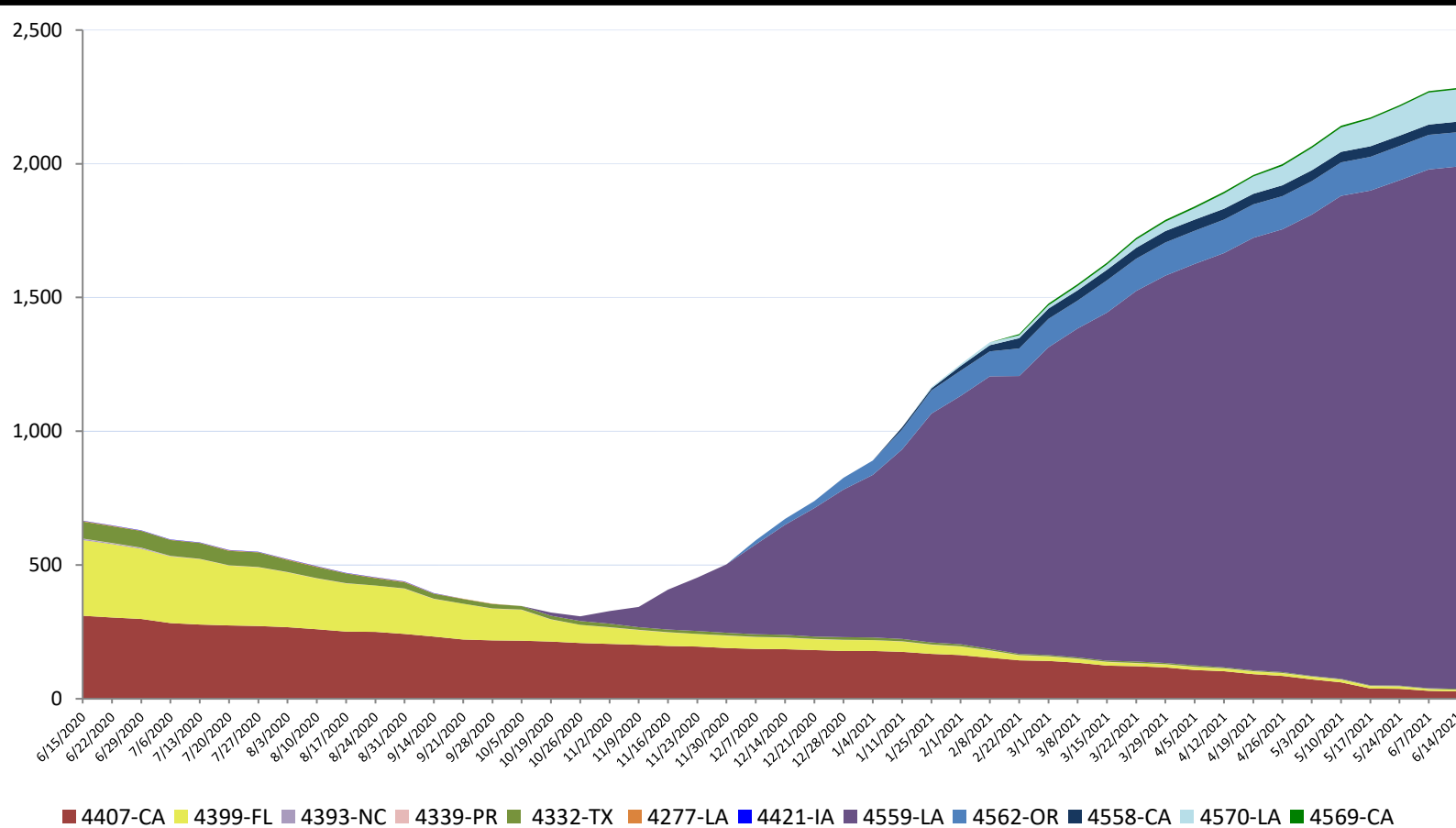
- In 4559-LA
 - \$47 Million obligated for Category A – Debris Removal
- In 4488-NJ
 - \$22 Million obligated for Category B – Protective Measures
- In 1603-LA
 - \$7 Million obligated for Category E – Public Buildings



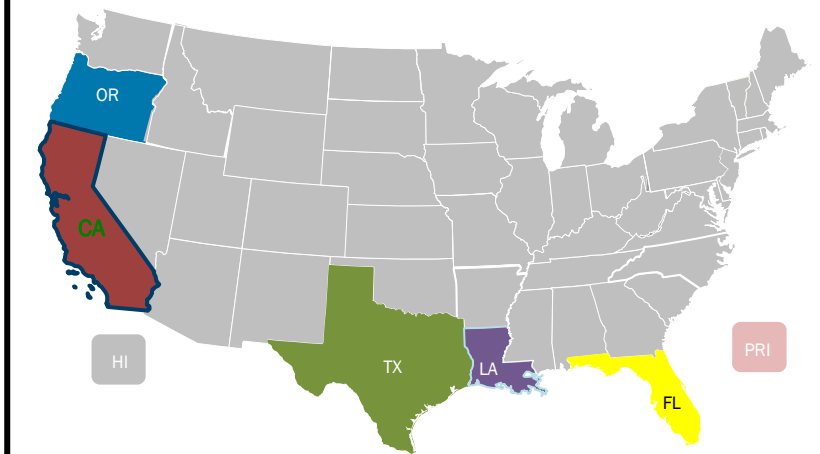
Direct Housing

Total Households in FEMA Direct Housing per State

Past Year per Week, 06/15/2020 – 06/14/2021. There are currently **2,284** Households Occupying **2,284** Temporary Units.



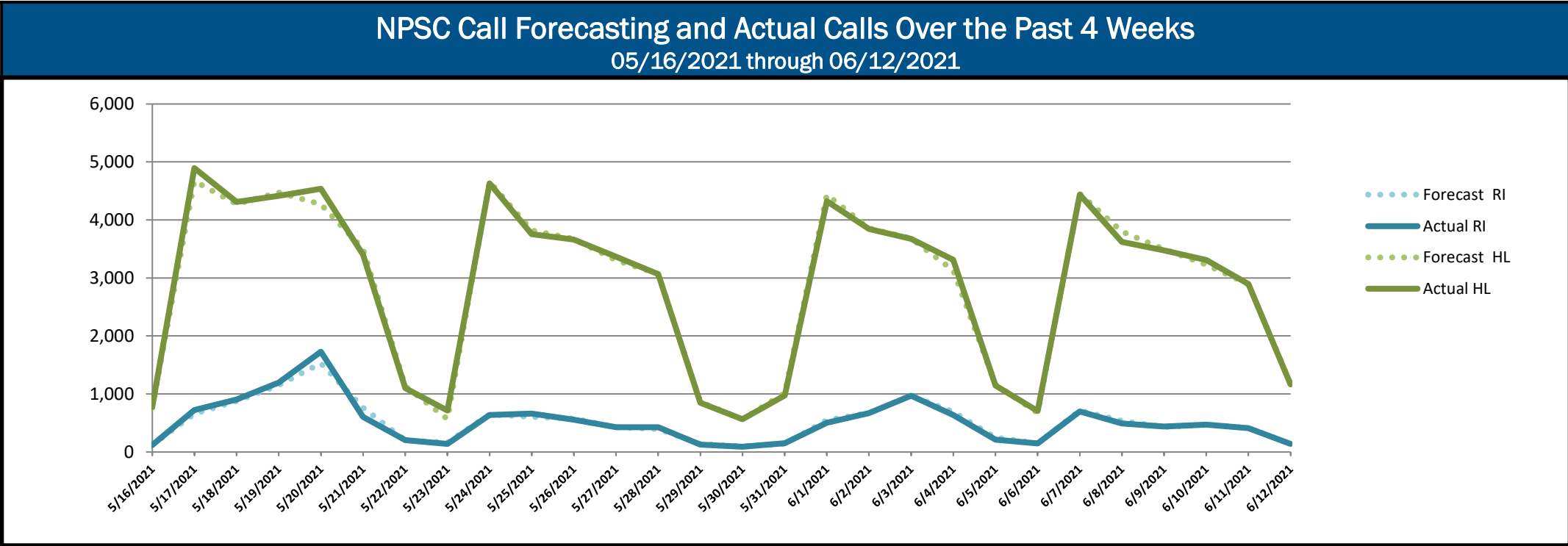
DR	IA Declaration Date	Program End Date	Current # of Households in Direct Housing (Weekly Change)
4570-LA	10/16/2020	4/16/2022	121 (+2)
4569-CA	10/16/2020	4/16/2022	6 (0)
4562-OR	9/15/2020	3/15/2022	128 (-1)
4559-LA	8/28/2020	2/28/2022	1953 (+14)
4558-CA	8/22/2020	2/22/2022	39 (0)
4407-CA	11/12/2018	5/12/2020	27 (-3)
4399-FL	10/11/2018	4/11/2020	6 (0)
4339-PR	9/20/2017	9/20/2019	1 (0)
4332-TX	8/25/2017	8/25/2019	3 (0)



States with Currently Occupied Units

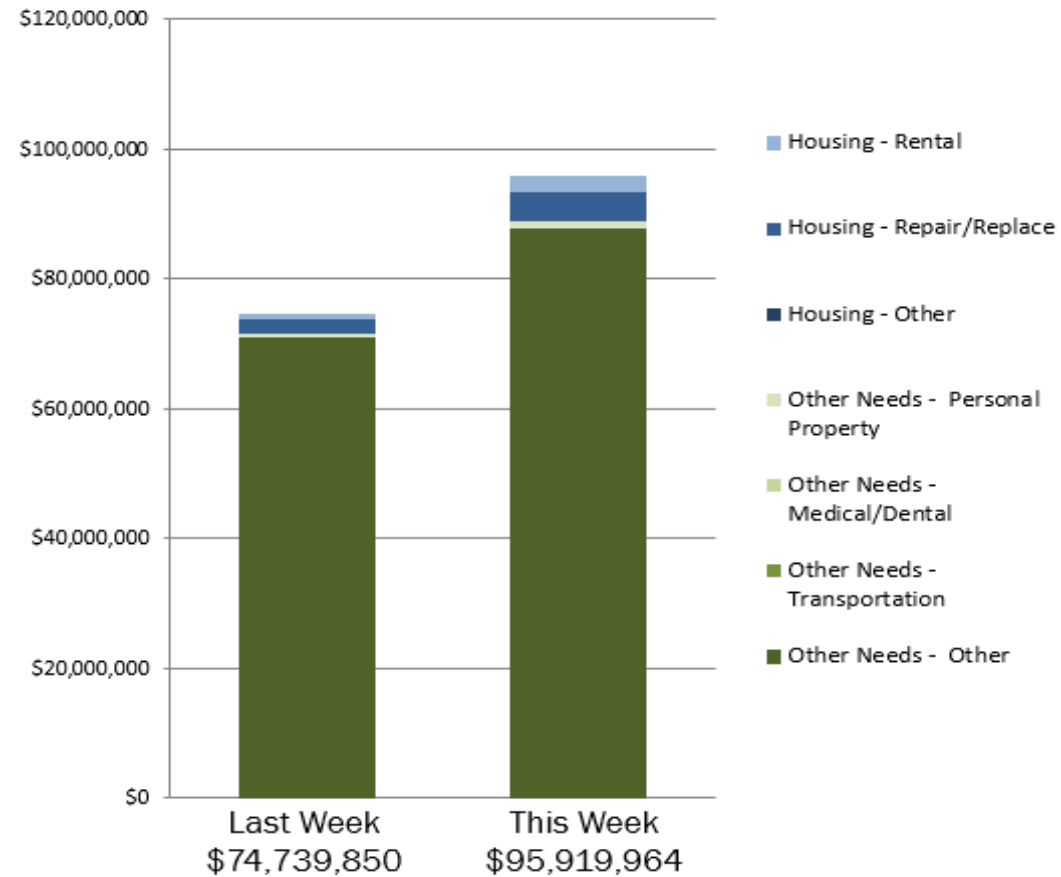
NPSC Call Activity

NPSC Call Activity in the Past Week 06/06/2021 through 06/12/2021		
Call Type	Projected Calls	Actual Calls
Registration Intake:	2,849	2,792
Helpline:	19,711	19,607
Combined:	22,560	22,399



Individual Assistance Activity

IHP Approved per Category in the Past
2 Weeks – 05/31/2021 through 06/14/2021





FEMA

Helping people before, during, and after disasters.



Scan to subscribe to this briefing.