



FEMA

Daily Operations Briefing

Saturday, June 27, 2020

8:30 a.m. ET

National Current Operations & Monitoring



FEMA

Significant Incidents or Threats:

- COVID-19
- [Critical/Isolated Dry Fire Weather – Central Basin & Southwest into the Central & Southern Plains](#)
- Severe Weather – Central Plains to the Great Lakes

Tropical Activity:

- Atlantic: No new tropical cyclones are expected during the next five days
- Eastern Pacific:
 - Disturbance 1 – Low (10%)
 - Disturbance 2 – [Low \(30%\)](#)
- Central Pacific: [Tropical Depression Boris](#)

Declaration Activity: [Amendment No. 1 to FEMA-4543-DR-NC](#)

Tropical Outlook – Atlantic



Tropical Outlook – Eastern Pacific

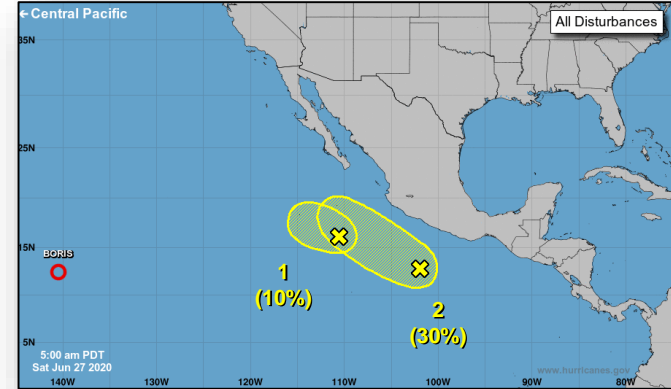


Disturbance 1 (as of 8:00 a.m. ET)

- Located a few hundred miles WSW of Manzanillo, Mexico
- Conditions have become less conducive and development is unlikely as it moves WNW at 10 mph away from the coast of Mexico during the next couple of days
- Formation chance through 48 hours: Low (10%)
- Formation chance through 5 days: Low (10%)

Disturbance 2 (as of 8:00 a.m. ET)

- Located several hundred miles S of the coast of southern Mexico
- Some development is possible and a tropical depression could form early next week while it moves WNW at 15 mph parallel to the coast of Mexico
- Formation chance through 48 hours: Low (20%)
- Formation chance through 5 days: Low (30%)



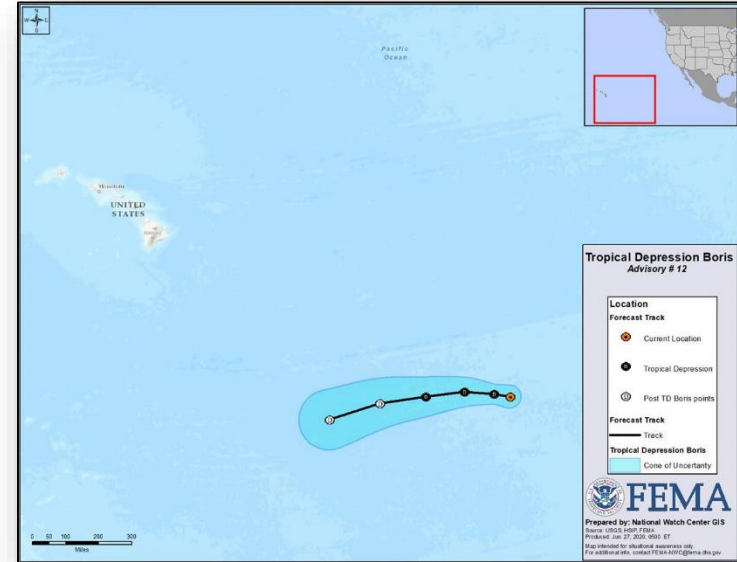
Tropical Outlook – Central Pacific



FEMA

Tropical Depression Boris (Advisory 12 as of 5:00 a.m. ET)

- Located 1,090 miles ESE of Hilo, HI
- Moving **W** at 7 mph
- Maximum sustained winds 35 mph
- **Weakening is forecast during the next couple of days and Boris is forecast to degenerate into a remnant low by Sunday**



COVID-19 Update



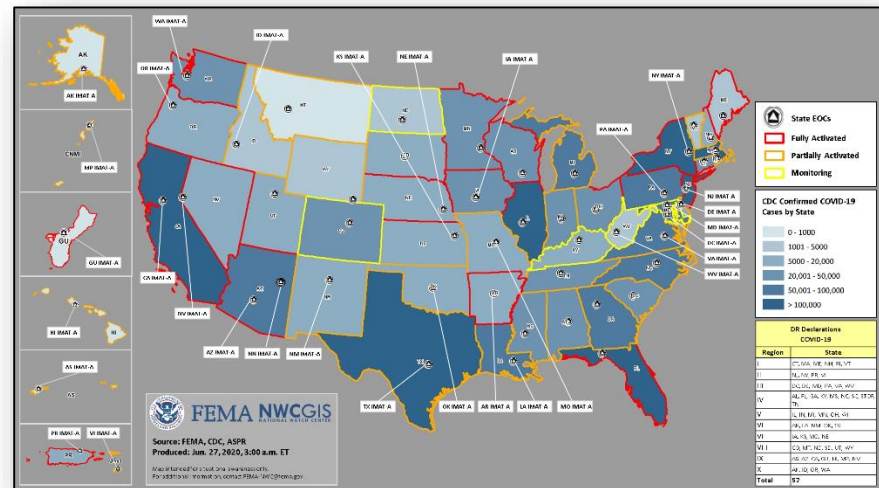
Situation: FEMA and HHS continue to lead the COVID-19 Response / Recovery efforts. 36,442 (+155) Federal employees deployed / activated; 2,518 (+17) FEMA employees deployed. Nationwide Testing: 30,110,061 (+770,304) cumulative (as of June 25).

Cases of COVID-19 continue to increase throughout the world

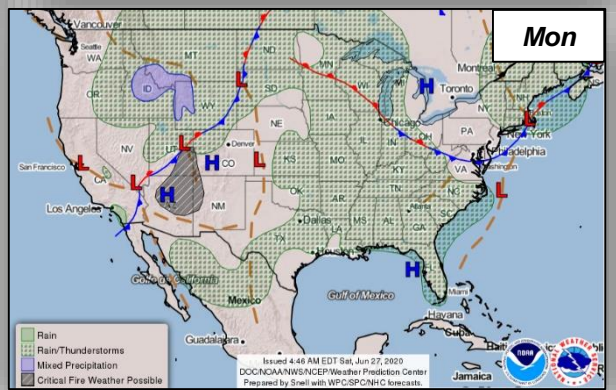
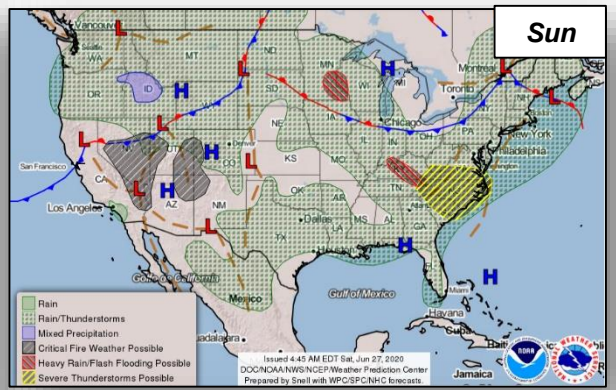
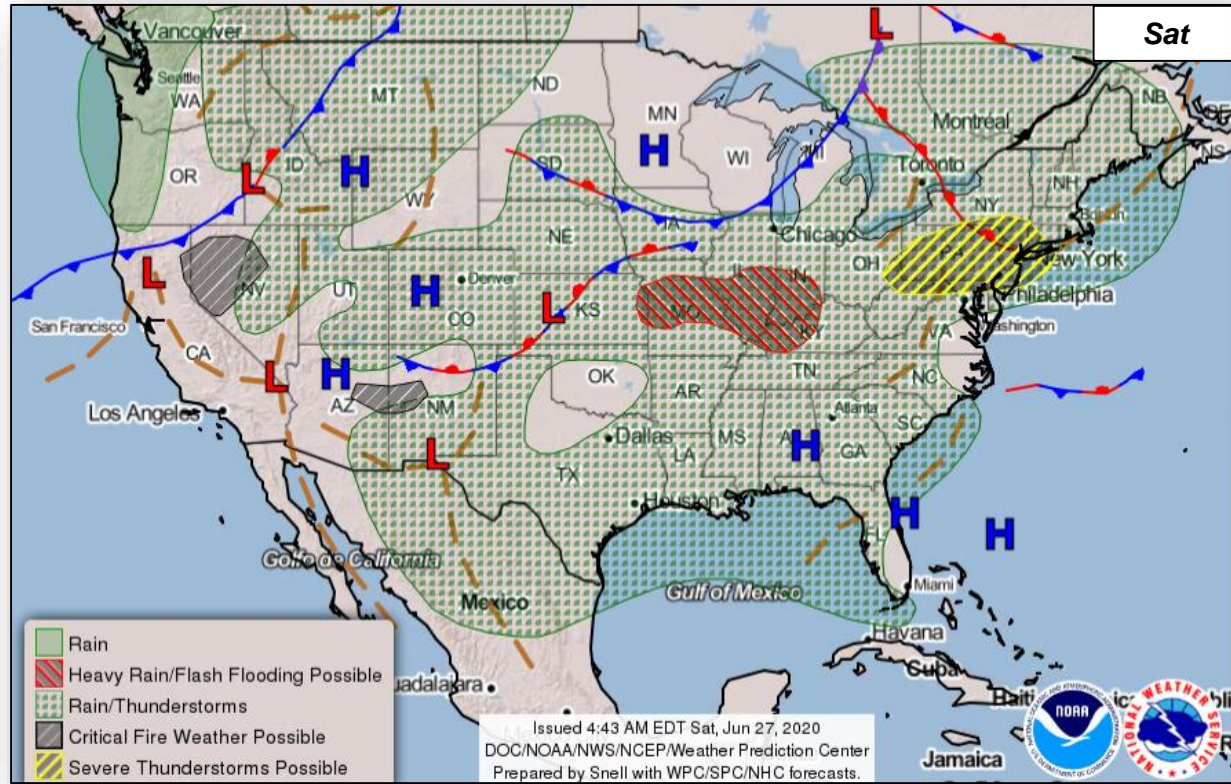
- Confirmed Cases of COVID-19
 - United States: 2,414,870 (+40,588)
 - Worldwide: 9,296,202 (+167,056 new)
- Deaths caused by COVID-19
 - United States: 124,325 (+2,516)
 - Worldwide: 479,133 (+5,336 new)

Response:

- NRCC at Level I; Region I and II RRCCs at Level II; Region III, IV, V, VI and X RRCCs at Level III; Region VII, VIII and IX RRCCs are rostered; Regions VII, VIII, & IX COVID-19 response being worked from the Virtual JFO
- NWC, all RWCs, and MOCs at Steady State; monitoring



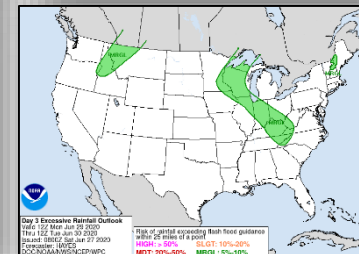
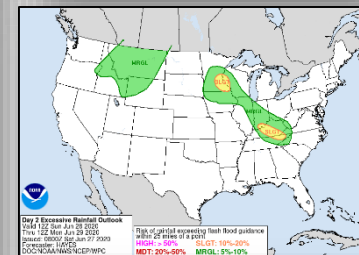
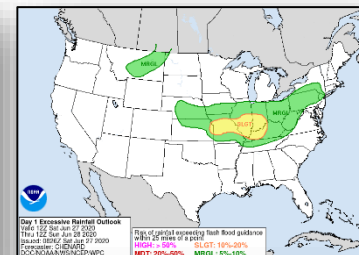
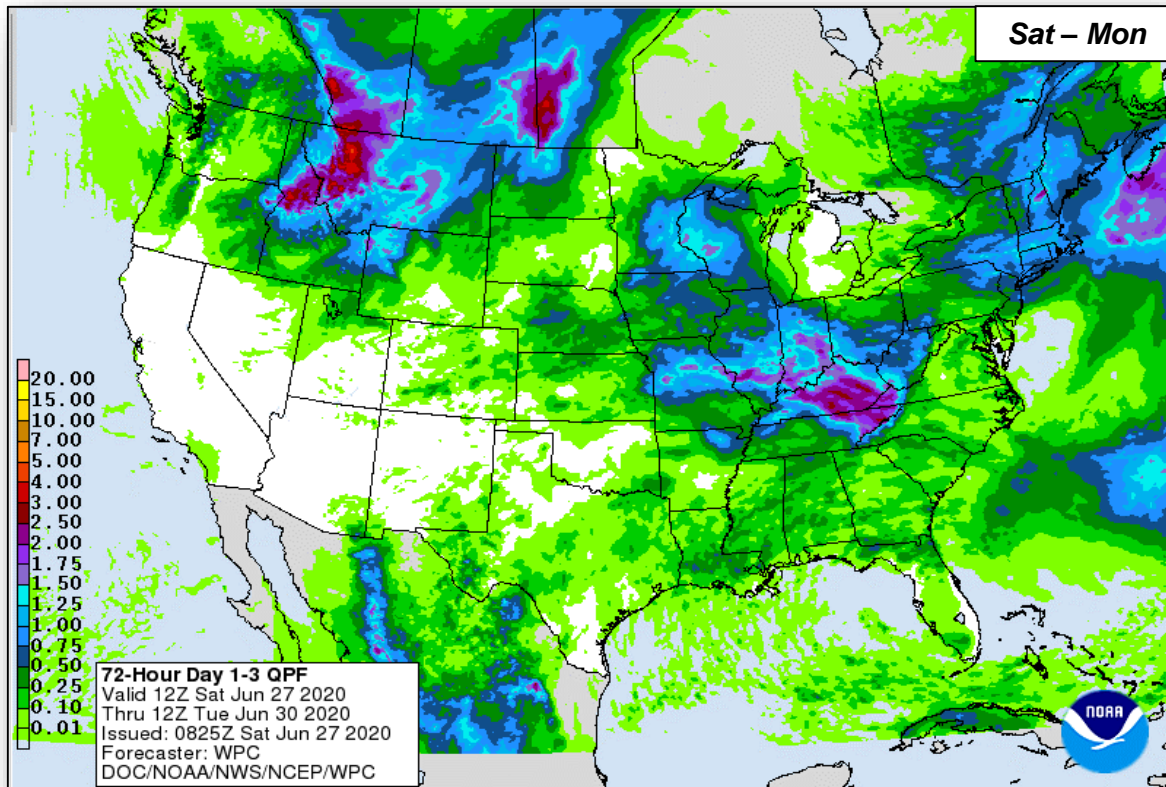
National Weather Forecast



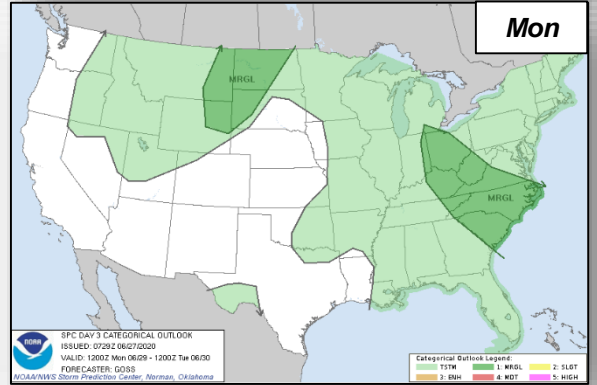
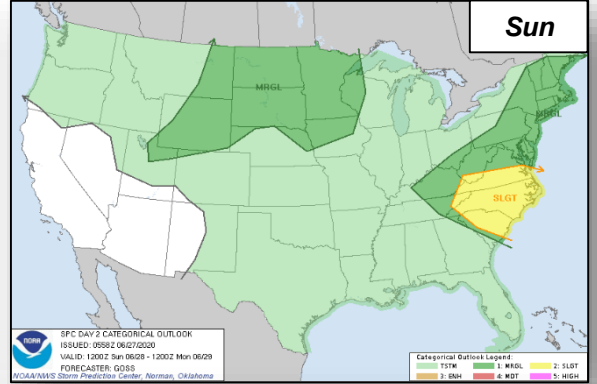
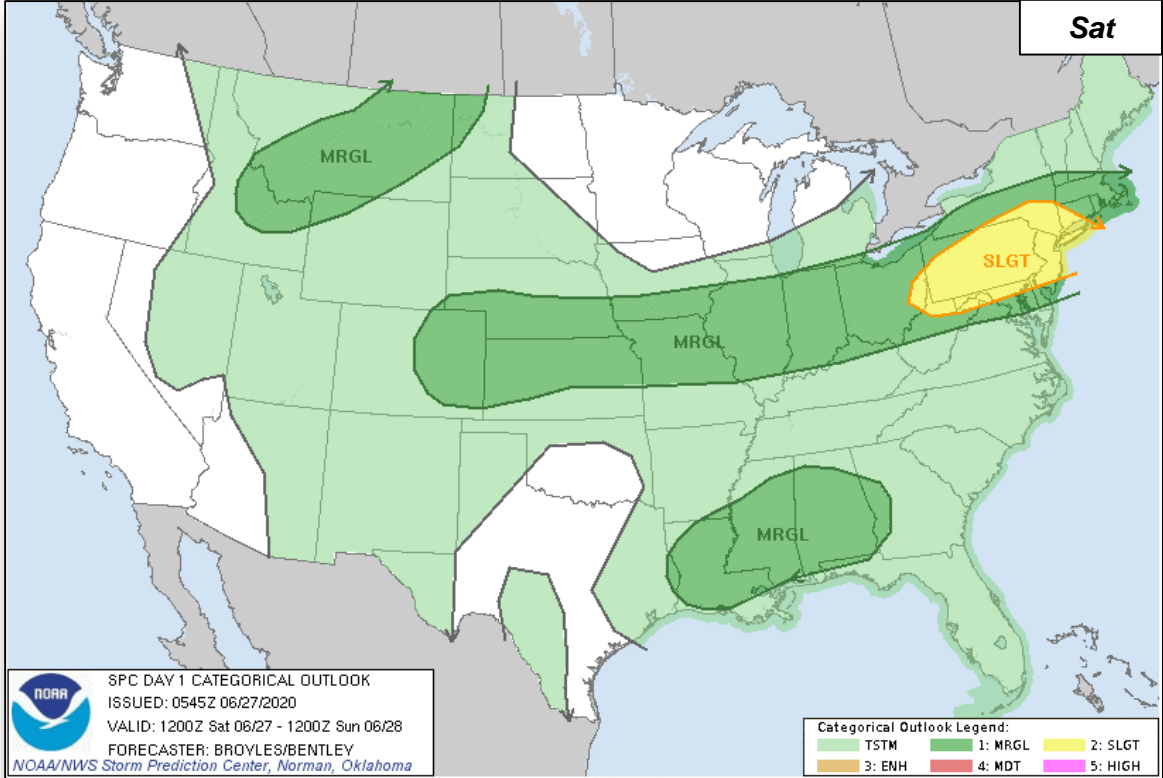
Precipitation & Excessive Rainfall



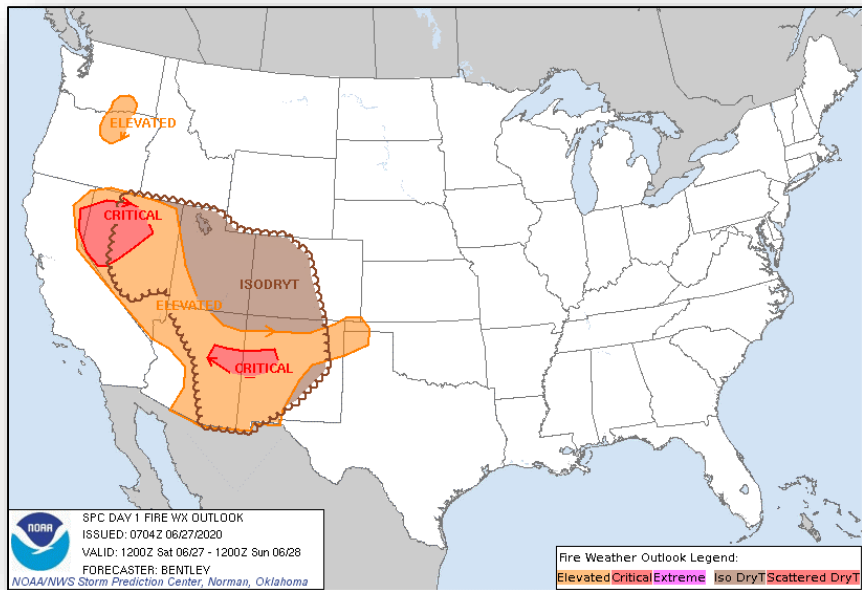
FEMA



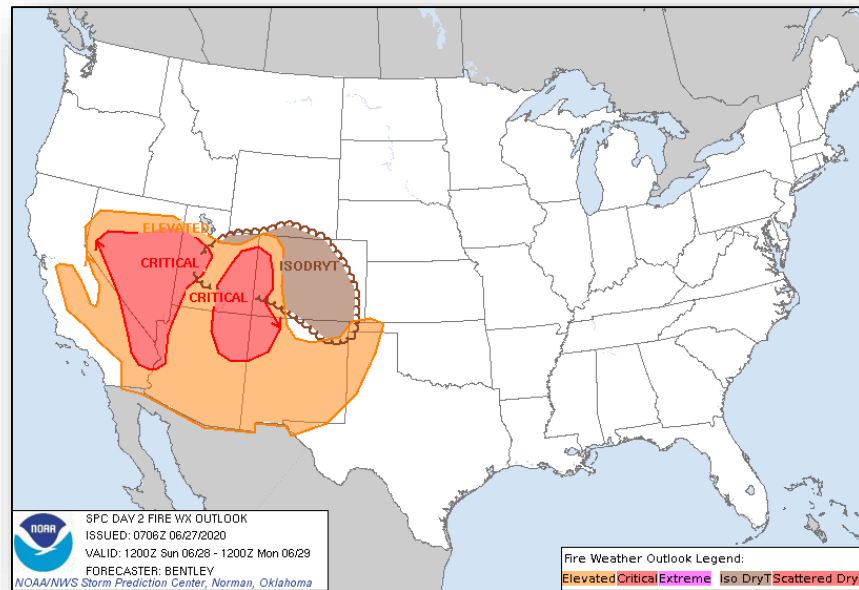
Severe Weather Outlook



Fire Weather Outlook



Today

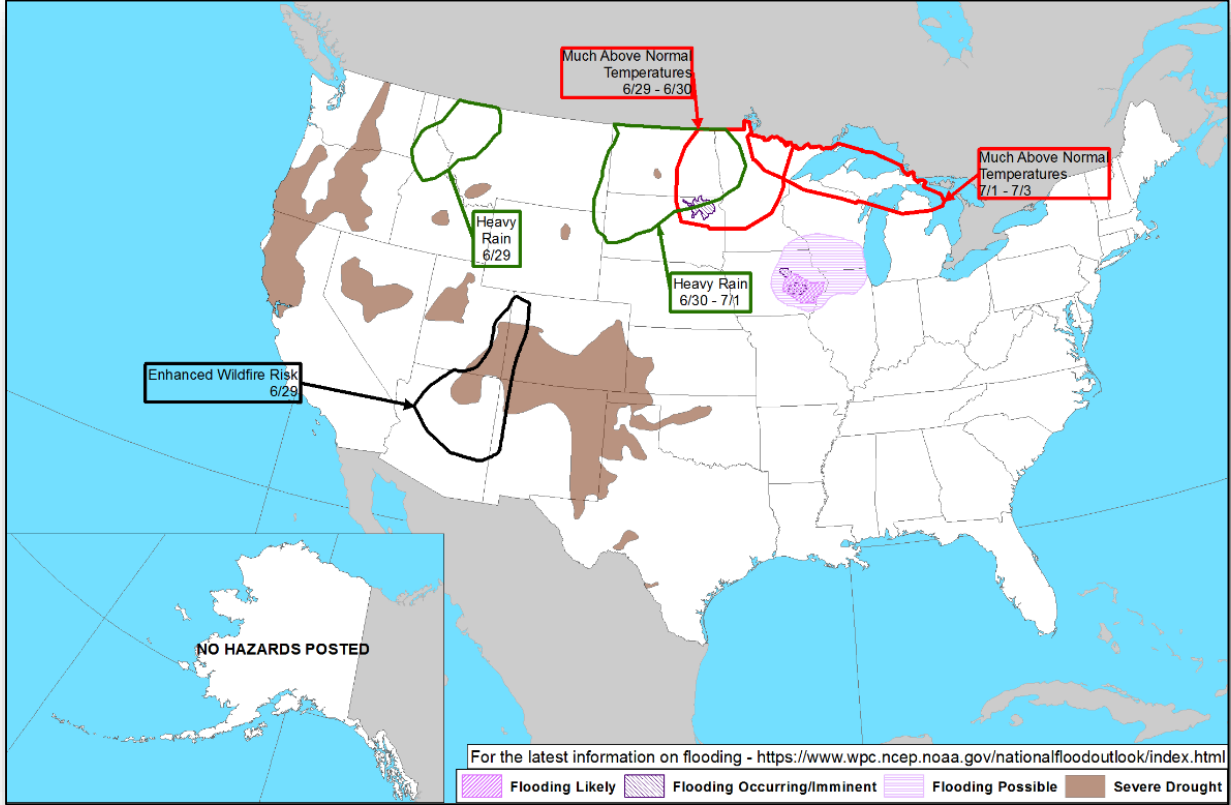


Tomorrow

Hazards Outlook – Jun 29 – Jul 03



FEMA



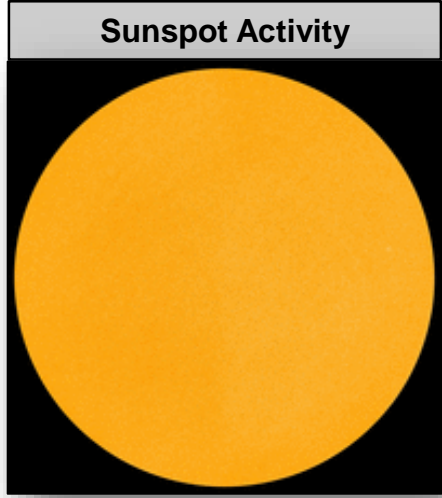
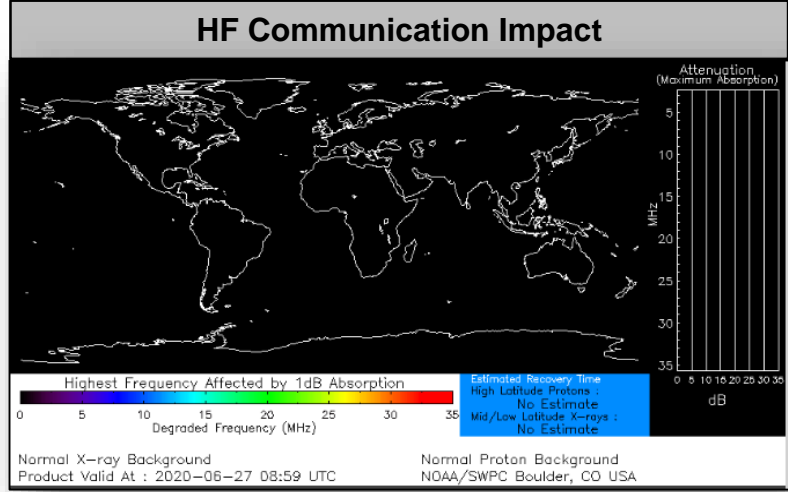
Space Weather



FEMA

	Space Weather Activity	Geomagnetic Storms	Solar Radiation	Radio Blackouts
Past 24 Hours	None	None	None	None
Next 24 Hours	None	None	None	None

For further information on NOAA Space Weather Scales refer to: <http://www.swpc.noaa.gov/noaa-scales-explanation>



Wildfire Summary



FEMA

Fire Name (County, ST)	FMAG #	Acres Burned	Percent Contained	Evacuations	Structures (Homes / Other)			Fatalities / Injuries
					Threatened	Damaged	Destroyed	
Big Horn Fire (Pima County, AZ)	5312-FM-AZ	88,046 (+6,344)	40% (+7)	M: 365	H: 12,022	H: 0	H: 0	0 / 7
				V: 0	O: 24	O: 0	O: 0	

Evacuations: M = Mandatory / V = Voluntary

Structures: H = Homes and Mixed Commercial/Residential / O = Nonresidential Commercial/Other Minor Structures

Joint Preliminary Damage Assessments



FEMA

Region	State / Location	Event	IA/PA	Number of Counties		Start – End
				Requested	Complete	
III	PA	Civil Unrest May 23 – Jun 6	IA	0	0	N/A
			PA	18	13 (+13)	6/25 – TBD
IV	MS	Tropical Storm Cristobal Jun 7-8	IA	0	0	N/A
			PA	3	0	6/23 – TBD
V	MN	Fires May 26 and continuing	IA	0	0	N/A
			PA	1	0	6/23 – TBD
VI	LA	Tornadoes May 22	IA	0	0	N/A
			PA	1	0	6/17 – TBD

Declaration Amendments



FEMA

Declaration	Number	Issued	Action
FEMA-4543-DR-NC	1	June 26	Adds 1 county for Public Assistance

Declaration Requests in Process – 11



FEMA

State / Tribe / Territory – Incident Description	Type	IA	PA	HM	Requested
HI – Severe Storms and Flooding	DR		X	X	Apr 27
UT – Earthquake and Aftershocks	DR	X	X	X	May 15
Poarch Band of Creek Indians – COVID-19 Pandemic	DR	X	X		May 15
ND – Flooding	DR		X	X	May 25
AL – Severe Storms, Tornadoes, Straight-line Winds, and Flooding	DR		X	X	May 27
TN – Severe Storms, Straight-line Winds, and Flooding	DR		X	X	Jun 2
MS – Severe Storms, Tornadoes, Straight-line Winds, and Flooding	DR		X	X	Jun 4
AL – Severe Storms, Straight-line Winds, and Tornadoes	DR		X	X	Jun 8
AR – Severe Storm and Straight-line Winds	DR		X	X	Jun 10
MI – Severe Storms and Flooding	DR	X	X	X	Jun 15
MO – Severe Storms, Tornadoes, Straight-line Winds, and Flooding	DR		X	X	Jun 16

FEMA Common Operating Picture



FEMA

FEMA HQ	
NWC	NRCC
Monitoring	Level I

FEMA REGIONS		
WATCH	RRCC	
Monitoring	I	Level II
Monitoring	II	Level II
Monitoring	III	Level III
Monitoring	IV	Level III
Monitoring	V	Level III
Monitoring	VI	Level III
Alt Location	VII	Rostered
Monitoring	VIII	Rostered
Monitoring	IX	Rostered
Monitoring	X	Level III

Notes:

NRCC and RRCCs activated for COVID-19

GA: Flooding
MS: Flooding
PR : Earthquake
TN: Tornadoes

All EOCs activated for COVID-19

Major Disasters (DR): 104
Emergency Disasters (EM): 98

★ JFOs: 9 / VJFOs: 17

● Staging Area

■ Distribution Center (DC)

■ Declared County (non-COVID-19 Declarations)

■ Fully Activated

■ Partially Activated

■ Monitoring

As of 3:00 a.m. ET June 27, 2020
Created by FEMA NWC

Region X COVID DRs

4481-DR-WA
4499-DR-OR
4533-DR-AK
4534-DR-ID
FCO: Michael F. O'Hare
VJFO: Bothell, WA

RX IMAT

4539-DR-WA
FCO: Timothy B. Manner
VJFO: Camp Murray, WA

4519-DR-OR
FCO: Dolph A. Diemont
VJFO: Salem, OR

Region VIII COVID DRs

4498-DR-CO
4506-DR-MT
4509-DR-ND
4525-DR-UT
4527-DR-SD
4535-DR-WY
FCO: Lee K. dePalò
VJFO: Denver, CO

Region IX COVID DRs

4482-DR-CA
4495-DR-GU
4510-DR-HI
4511-DR-CNMI
4523-DR-HV
4524-DR-AZ
4537-DR-AS
FCO: Robert J. Fenton
VJFO: Oakland, CA

Region VI COVID DRs

4484-DR-LA
4485-DR-TX
4518-DR-AR
4529-DR-NM
4530-DR-OK
FCO: George A. Robinson
VJFO: Denton, TX

Region X COVID DRs

4475-DR-ND
FCO: Dana C. Reynolds
VJFO: Denver, CO

Region VII COVID DRs

4483-DR-IA
4490-DR-MO
4504-DR-KS
4521-DR-NE
FCO: Paul Taylor
VJFO: Kansas City, MO

RVII IMAT

Region IX COVID DRs

4440/4463/4467/
4469-DR-SD
FCO: Jon K. Huss
VJFO: Sioux Falls, SD

Region IX COVID DRs

4435/4451-DR-MO
FCO: John Brogan
VJFO: Kansas City, MO

Region VI COVID DRs

4442-DR-NE
FCO: Thomas J. Dargan
VJFO: Lincoln, NE

Region VI COVID DRs

4454-DR-AR
FCO: Roland Jackson
VJFO: Denton, TX

Region VII COVID DRs

4414/4442-DR-MN
4459/4477-DR-WI
FCO: John F. Boyle
4424/4447-DR-OH
4461-DR-IL
FCO: Steven W. Johnson
VJFO: Springfield, IL

Region VII COVID DRs

4440/4463/4467/
4469-DR-SD
FCO: Jon K. Huss
VJFO: Sioux Falls, SD

Region IX COVID DRs

4482-DR-CA
4495-DR-GU
4510-DR-HI
4511-DR-CNMI
4523-DR-HV
4524-DR-AZ
4537-DR-AS
FCO: Robert J. Fenton
VJFO: Oakland, CA

Region VI COVID DRs

4442-DR-NE
FCO: Thomas J. Dargan
VJFO: Lincoln, NE

Region VI COVID DRs

4454-DR-AR
FCO: Roland Jackson
VJFO: Denton, TX

Region VII COVID DRs

4483-DR-IA
4490-DR-MO
4504-DR-KS
4521-DR-NE
FCO: Paul Taylor
VJFO: Kansas City, MO

RVII IMAT

Region VII COVID DRs

4440/4463/4467/
4469-DR-SD
FCO: Jon K. Huss
VJFO: Sioux Falls, SD

Region IX COVID DRs

4482-DR-CA
4495-DR-GU
4510-DR-HI
4511-DR-CNMI
4523-DR-HV
4524-DR-AZ
4537-DR-AS
FCO: Robert J. Fenton
VJFO: Oakland, CA

Region VI COVID DRs

4442-DR-NE
FCO: Thomas J. Dargan
VJFO: Lincoln, NE

Region VI COVID DRs

4454-DR-AR
FCO: Roland Jackson
VJFO: Denton, TX

Region V COVID DRs

4489-DR-IL
4494-DR-MI
4507-DR-OH
4515-DR-IN
4520-DR-WI
4531-DR-MN
FCO: James K. Joseph
VJFO: Chicago, IL

3525-EM-MI
FCO: Kevin M. Sligh
VJFO: TBD

Region VII COVID DRs

4483-DR-IA
4490-DR-MO
4504-DR-KS
4521-DR-NE
FCO: Paul Taylor
VJFO: Kansas City, MO

RVII IMAT

Region IX COVID DRs

4482-DR-CA
4495-DR-GU
4510-DR-HI
4511-DR-CNMI
4523-DR-HV
4524-DR-AZ
4537-DR-AS
FCO: Robert J. Fenton
VJFO: Oakland, CA

Region VI COVID DRs

4442-DR-NE
FCO: Thomas J. Dargan
VJFO: Lincoln, NE

Region VI COVID DRs

4454-DR-AR
FCO: Roland Jackson
VJFO: Denton, TX

Region V COVID DRs

4489-DR-IL
4494-DR-MI
4507-DR-OH
4515-DR-IN
4520-DR-WI
4531-DR-MN
FCO: James K. Joseph
VJFO: Chicago, IL

3525-EM-MI
FCO: Kevin M. Sligh
VJFO: TBD

Region VII COVID DRs

4483-DR-IA
4490-DR-MO
4504-DR-KS
4521-DR-NE
FCO: Paul Taylor
VJFO: Kansas City, MO

RVII IMAT

Region IX COVID DRs

4482-DR-CA
4495-DR-GU
4510-DR-HI
4511-DR-CNMI
4523-DR-HV
4524-DR-AZ
4537-DR-AS
FCO: Robert J. Fenton
VJFO: Oakland, CA

Region VI COVID DRs

4442-DR-NE
FCO: Thomas J. Dargan
VJFO: Lincoln, NE

Region VI COVID DRs

4454-DR-AR
FCO: Roland Jackson
VJFO: Denton, TX

Region I COVID DRs

4496-DR-MA
4496-DR-CT
4505-DR-RI
4516-DR-NH
4522-DR-ME
4532-DR-VT
FCO: W. Russell Webster
VJFO: Maynard, MA

RI IMAT (Boston, MA)

Region VII COVID DRs

4483-DR-IA
4490-DR-MO
4504-DR-KS
4521-DR-NE
FCO: Paul Taylor
VJFO: Kansas City, MO

RVII IMAT

Region IX COVID DRs

4482-DR-CA
4495-DR-GU
4510-DR-HI
4511-DR-CNMI
4523-DR-HV
4524-DR-AZ
4537-DR-AS
FCO: Robert J. Fenton
VJFO: Oakland, CA

Region VI COVID DRs

4442-DR-NE
FCO: Thomas J. Dargan
VJFO: Lincoln, NE

Region VI COVID DRs

4454-DR-AR
FCO: Roland Jackson
VJFO: Denton, TX

N-IMATs	
3 Teams	
Red	ME
Blue	MA
Gold	RI

R-IMATs
≥ 7 Teams

I	RRCC
II	RRCC
III	RRCC
IV-1	Virtual SC
IV-2	Virtual SC
V	DR
VI-1	DR
VI-2	DR
VII	VJFO-COVID
VIII	DR
IX-1	DR
IX-2	DR
X	RRCC
FMC	PMC
NMC	Deployed

Team:	US&R	MERS	FCOs	FDRCs	IM WORKFORCE
Status	>65%	>66%	= 2 Type I	= 2	
Assigned:	28	36	47 (-1)	11	13,674 ▲
Unavailable:	3	0	0	0	2,990 ▲
Deployed:	0	0	40	9	5,741 ▼
Available:	25	36	7 (-1)	2	4,943 / 36% ▲

IM CADRE AVAILABILITY SUMMARY	
Cadres with 25% or Less Availability	
EHP 24% (159/652); ER 22% (17/77); FL 16% (26/162); FM 23% (61/260); OPS 24% (72/306); PA 21% (643/3,120); PLAN 23% (97/426); SAF 20% (11/56)	



FEMA

FEMA's mission is helping people before, during, and after disasters.

Click [here](#) to subscribe to this briefing.