

FEMA National Watch Center

# Daily Operations Briefing

Tuesday, July 27, 2021

8:30 a.m. ET



**FEMA**

# National Current Ops / Monitoring

## New Significant Incidents / Ongoing Ops

- Wildfires – Western U.S.

## Hazard Monitoring

- Severe thunderstorms – Upper Mississippi Valley and Great Lakes
- Excessive rainfall – Southeast
- Tropical Activity:
  - Atlantic: Disturbance 1: Low (near 0%)
  - Eastern Pacific:
    - Disturbance 1: Low (30%)
    - Disturbance 2: Medium (40%)

## Disaster Declaration Activity

- None

## Event Monitoring

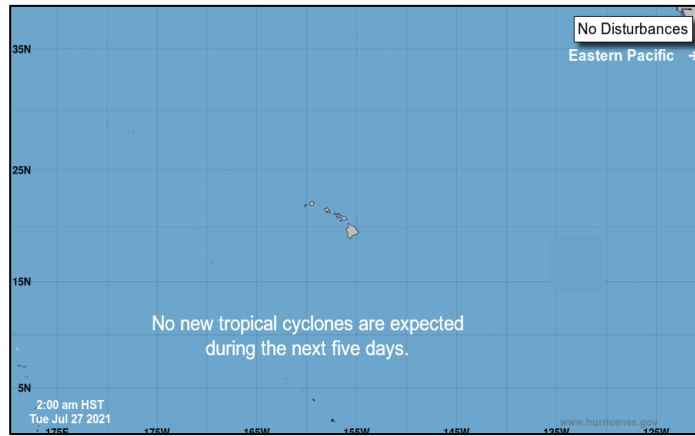
- None



FEMA

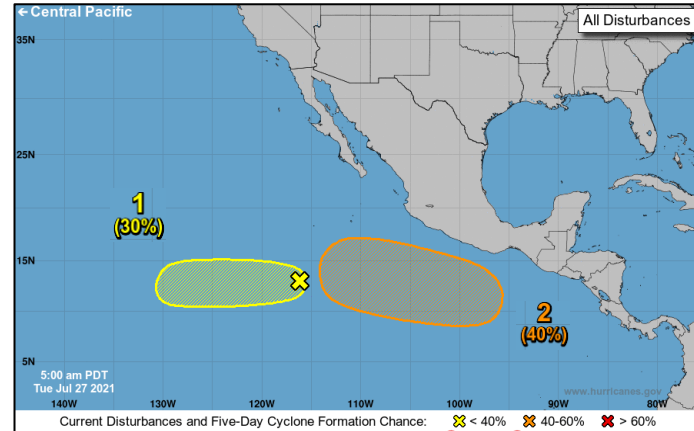
# Tropical Outlook – Five Day

## Central Pacific



- No significant activity

## Eastern Pacific



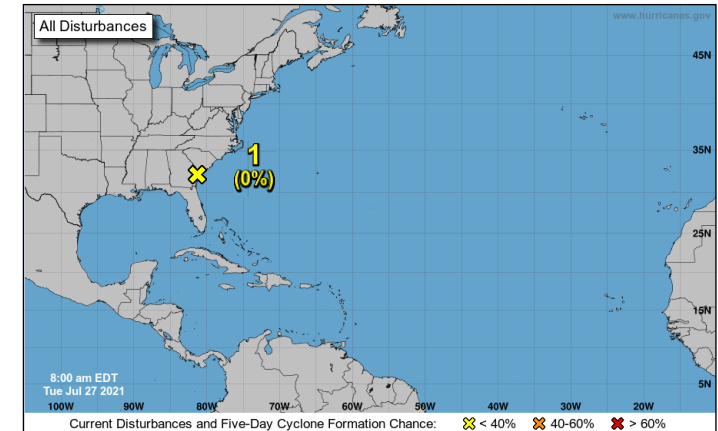
### Disturbance 1 (as of 8:00 a.m. ET)

- 800 miles SSW of the southern tip of the Baja California
- Conditions marginally conducive for development
- 48-hour formation chance: Low (20%)
- 5-day formation chance: Low (30%)

### Disturbance 2 (as of 8:00 a.m. ET)

- Several hundred miles S of the Gulf of Tehuantepec
- Tropical Depression could form late this week
- 48-hour formation chance: Low (near 0%)
- 5-day formation chance: Medium (40%)

## Atlantic



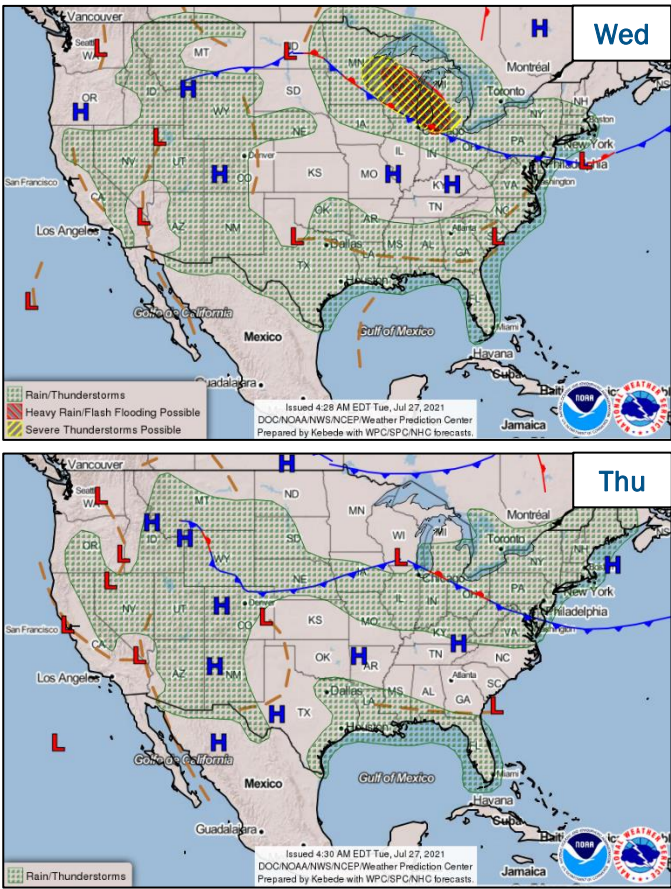
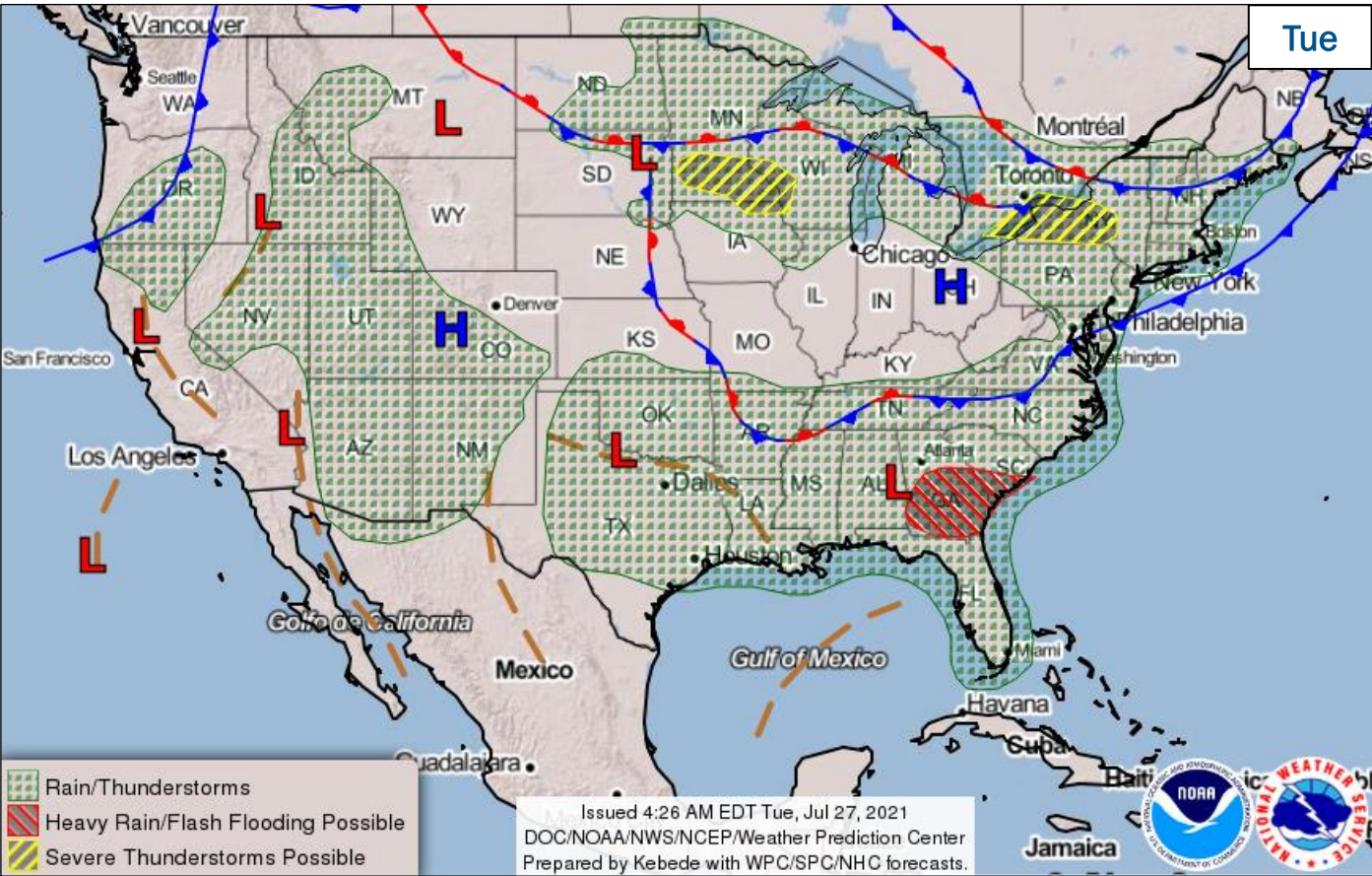
### Disturbance 1 (as of 8:00 a.m. ET)

- Inland near the Georgia/South Carolina border
- 48-hour formation chance: Low (near 0%)
- 5-day formation chance: Low (near 0%)



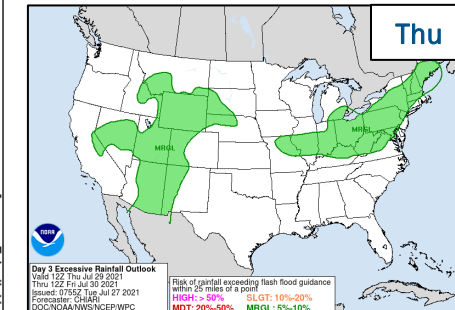
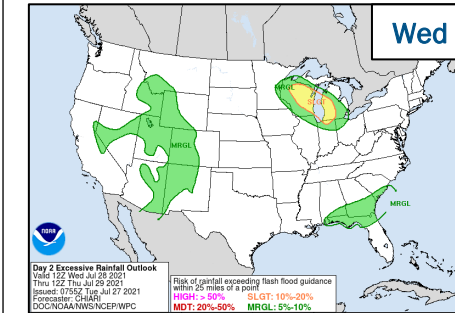
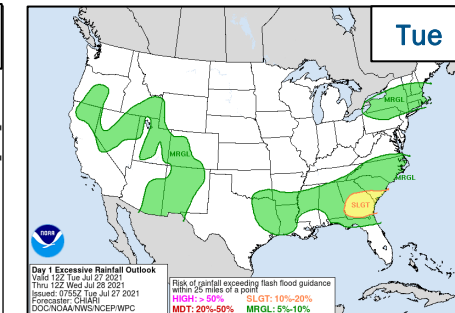
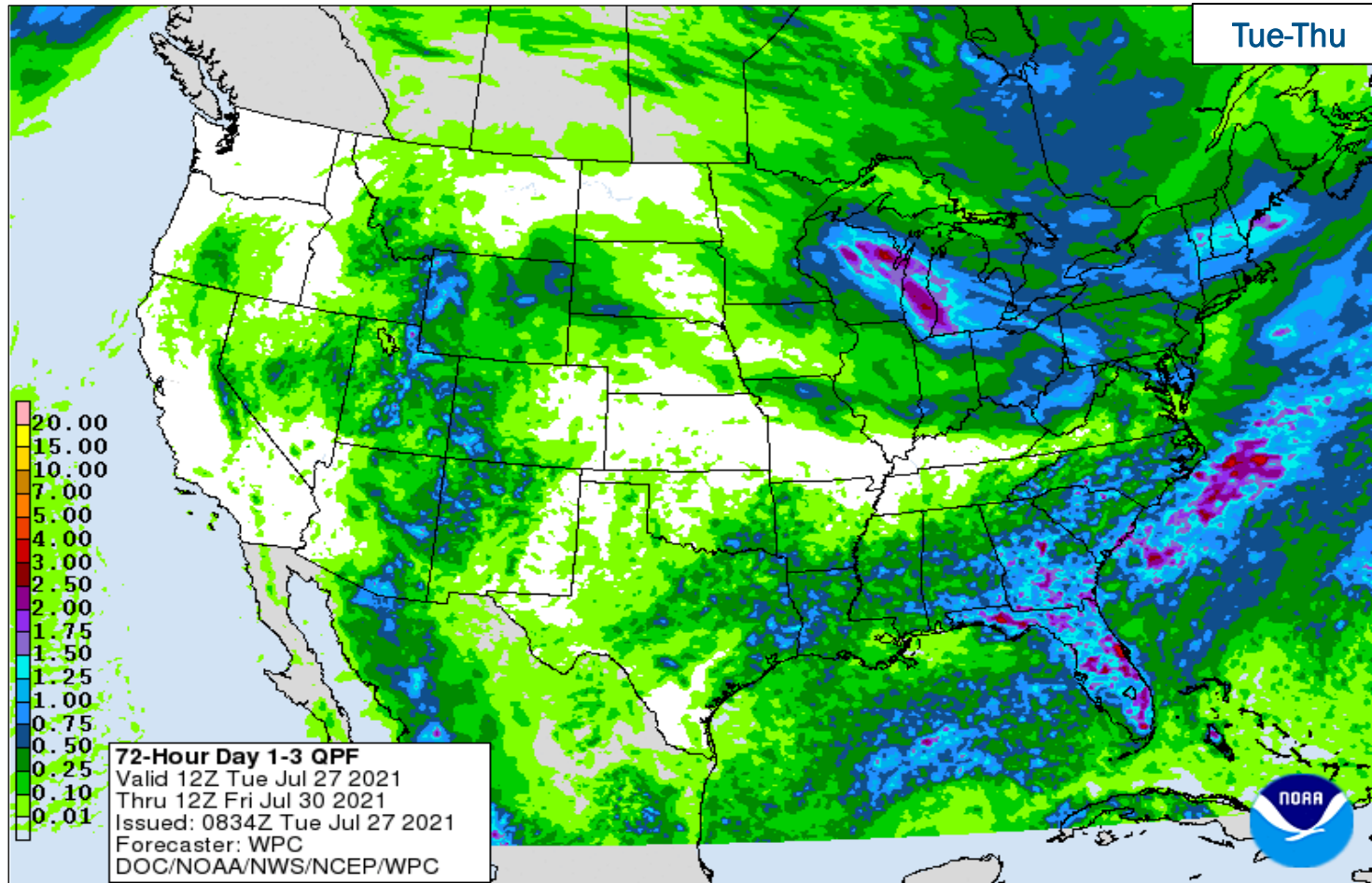
FEMA

# National Weather Forecast



FEMA

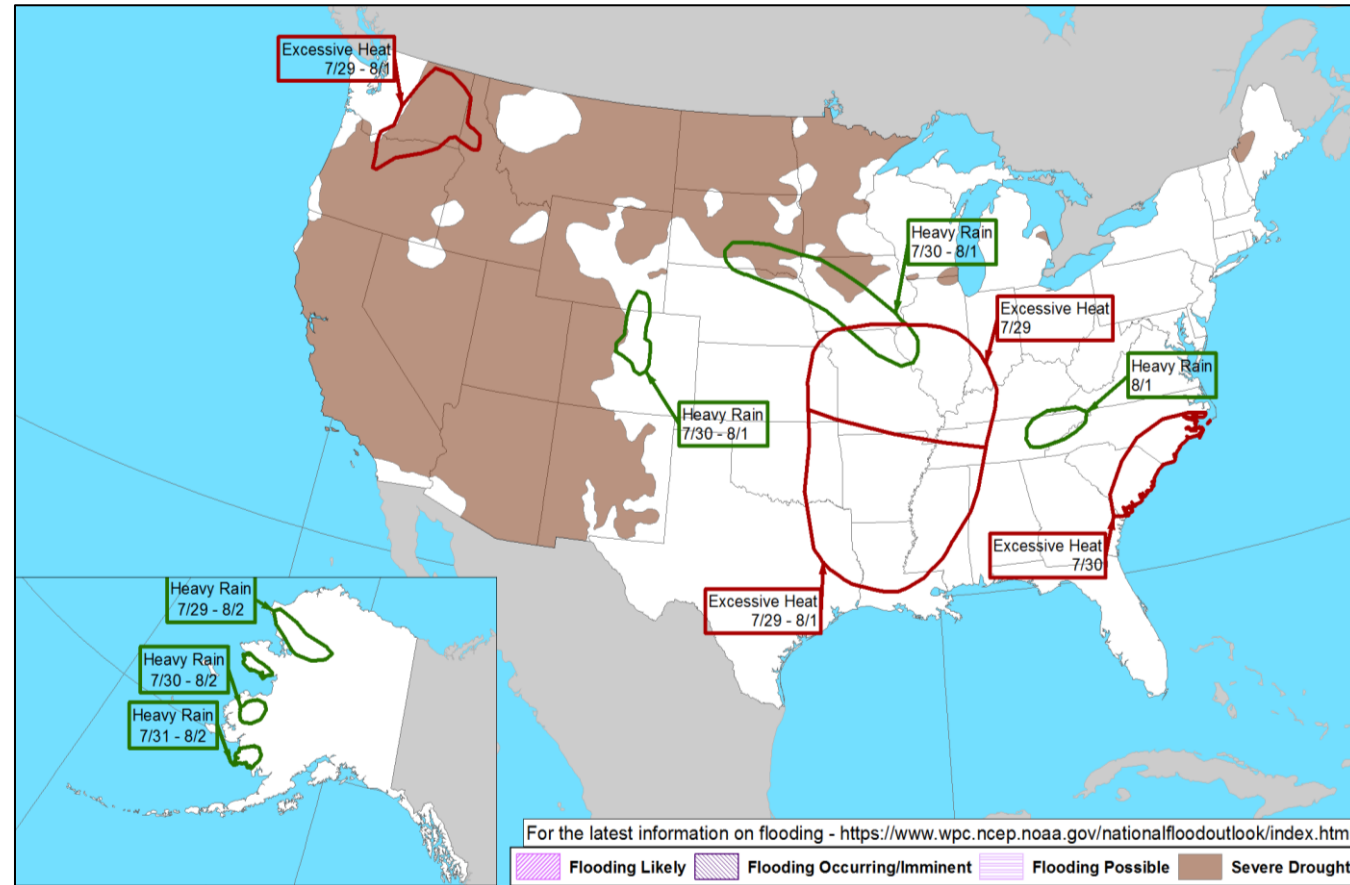
# Precipitation & Excessive Rainfall



FEMA

National Watch Center

# Hazards Outlook – Jul 29 – Aug 02



FEMA

# Wildfire Summary

Fire Name (County, ST)	FMAG #	Acres Burned	Percent Contained	Evacuations	Structures (Homes / Other)			Fatalities / Injuries
					Threatened	Damaged	Destroyed	
Bootleg (Klamath, OR)	5396-FM-OR	410,731 (+1,120)	53%	M: 2,416	H: 2,066 (-501)	H: 16 (+7)	H: 161 (+94)	0 / 5
				V: 0	O: 0	O: 15 (+10)	O: 247 (+130)	
Cedar Creek (Okanogan, WA)	5401-FM-WA	24,647	11%	M: 250 (+43)	H: 533 (+95)	H: 0	H: 0	0 / 6
				V: 0	O: 0	O: 0	O: 0	
Dixie (Plumas, CA)	5400-FM-CA	198,021 (+5,172)	22% (+1)	M: 16,588 (+178)	H: 10,601	H: 5 (+4)	H: 22 (+6)	0 / 0
				V: 0	O: 120	O: 2 (+2)	O: 14 (+8)	
Tamarack (Douglas, NV)	5402-FM-NV	68,103 (+1,359)	54% (+27)	M: 300	H: 305	H: 2	H: 9	0 / 3
				V: 0	O: 225	O: 0	O: 6	

(Evacuations: M = Mandatory / V = Voluntary; Structures: H = Homes and Mixed Commercial/Residential / O = Non-residential Commercial/Other Minor Structures)



**FEMA**

National Watch Center

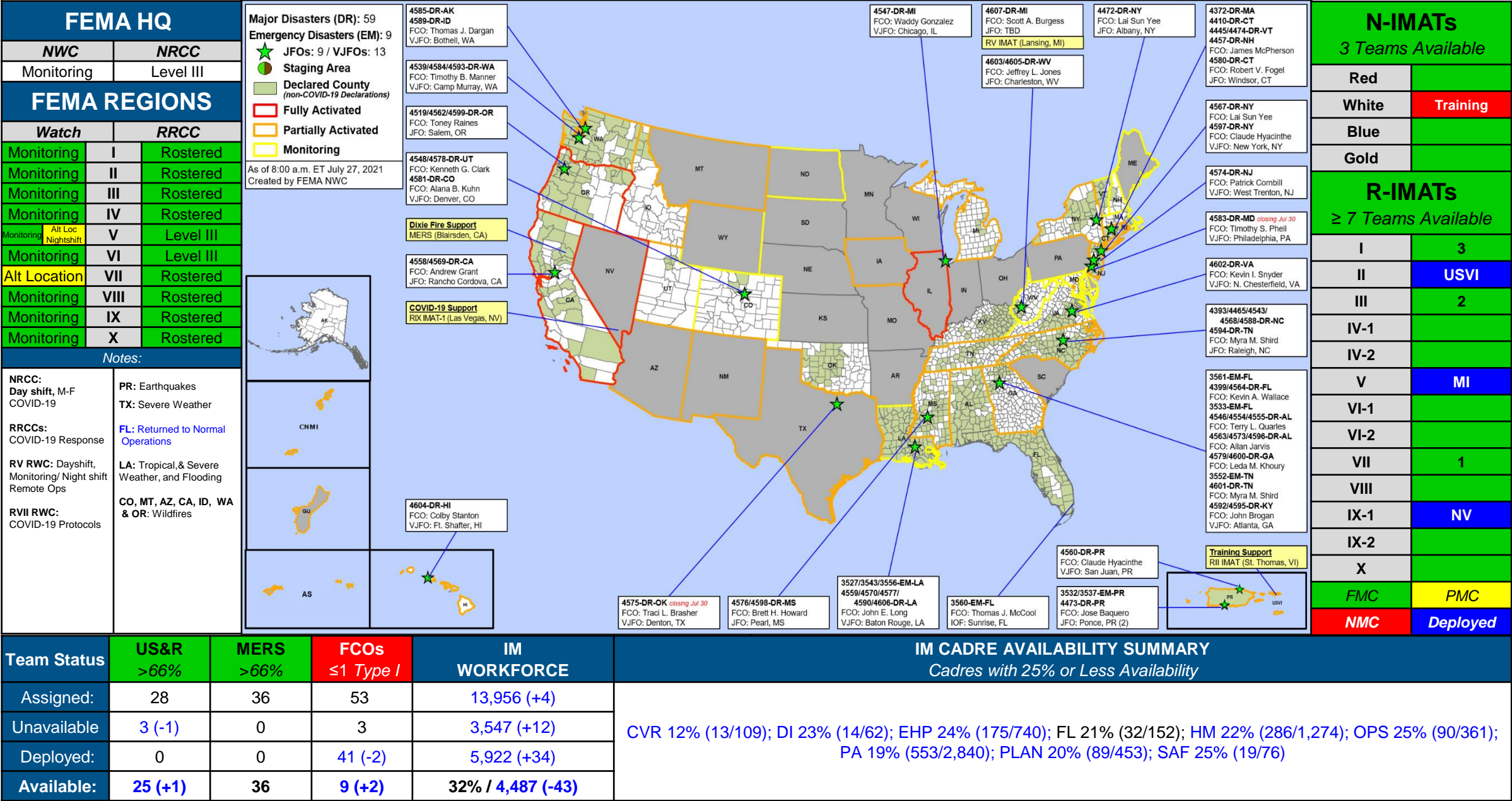
# Joint Preliminary Damage Assessments

Region	State / Location	Event	IA	Number of Counties		Start – End
			PA	Requested	Complete	
V	MI	Severe Weather and Flooding Jun 25-26	IA	2	2	7/8 – 7/12
			PA	3	0	7/8 – TBD
VII	NE	Severe Storms Jul 9-10	IA	0	0	N/A
			PA	11	0	7/27 – TBD
VIII	Fort Peck Tribes (MT)	Severe Storms Jun 8	IA	2	0	6/21 – TBD
			PA	0	0	N/A
	ND	Severe Storms Jun 8-11	IA	0	0	N/A
			PA	8	7	7/6 – TBD



**FEMA**

# FEMA Common Operating Picture



# Public Assistance Grant Program

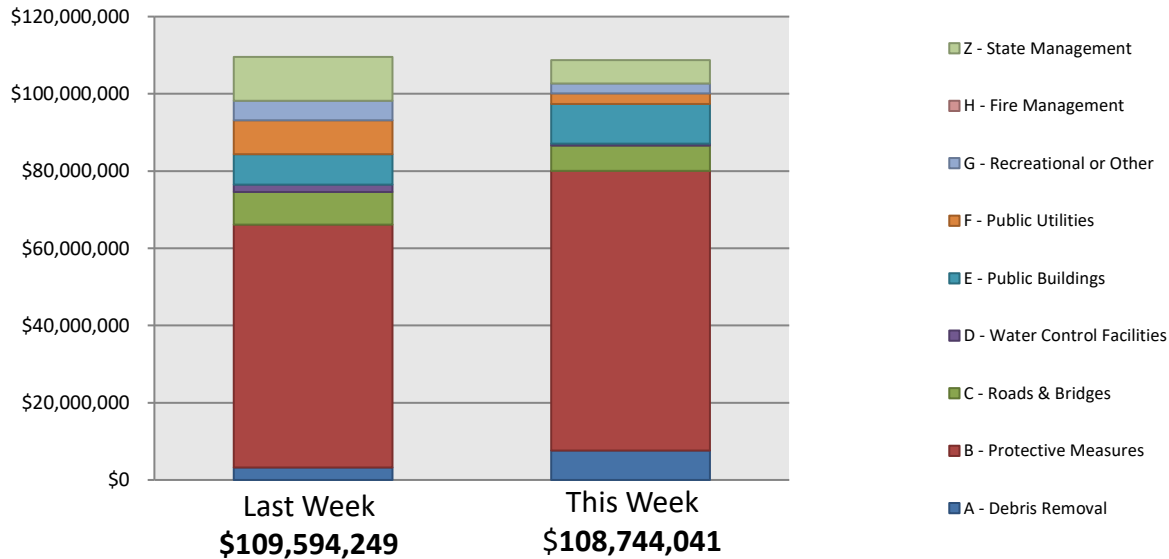
## PA Project Worksheets Obligated

in past week, as of 07/26/2021 at 1500 ET

	Emergency Work		Permanent Work							
PA Category	A - Debris Removal	B - Protective Measures	C - Roads & Bridges	D - Water Control Facilities	E - Public Buildings	F - Public Utilities	G - Recreational or Other	H - Fire Management	Z - State Management	Total
Number Of PWs Obligated	50	233	64	3	64	15	27	0	61	517
Federal Share Obligated	\$7,630,382	\$72,466,026	\$6,544,743	\$474,115	\$10,230,325	\$2,740,743	\$2,617,738	\$0	\$6,039,968.47	\$108,744,040.73

## Public Assistance Obligated per Category

07/12/2021 through 07/26/2021



## COVID-19 Obligated

as of 07/26/21

- Total Public Assistance Obligated: \$29,841,174,920.00

## This Week's PA Highlights

- In 4485-TX
  - \$21 Million obligated for Category B – Protective Measure
- In 4480-NY
  - \$15 Million obligated for Category B – Protective Measure
- In 3560-FL
  - \$14 Million obligated for Category B – Protective Measures



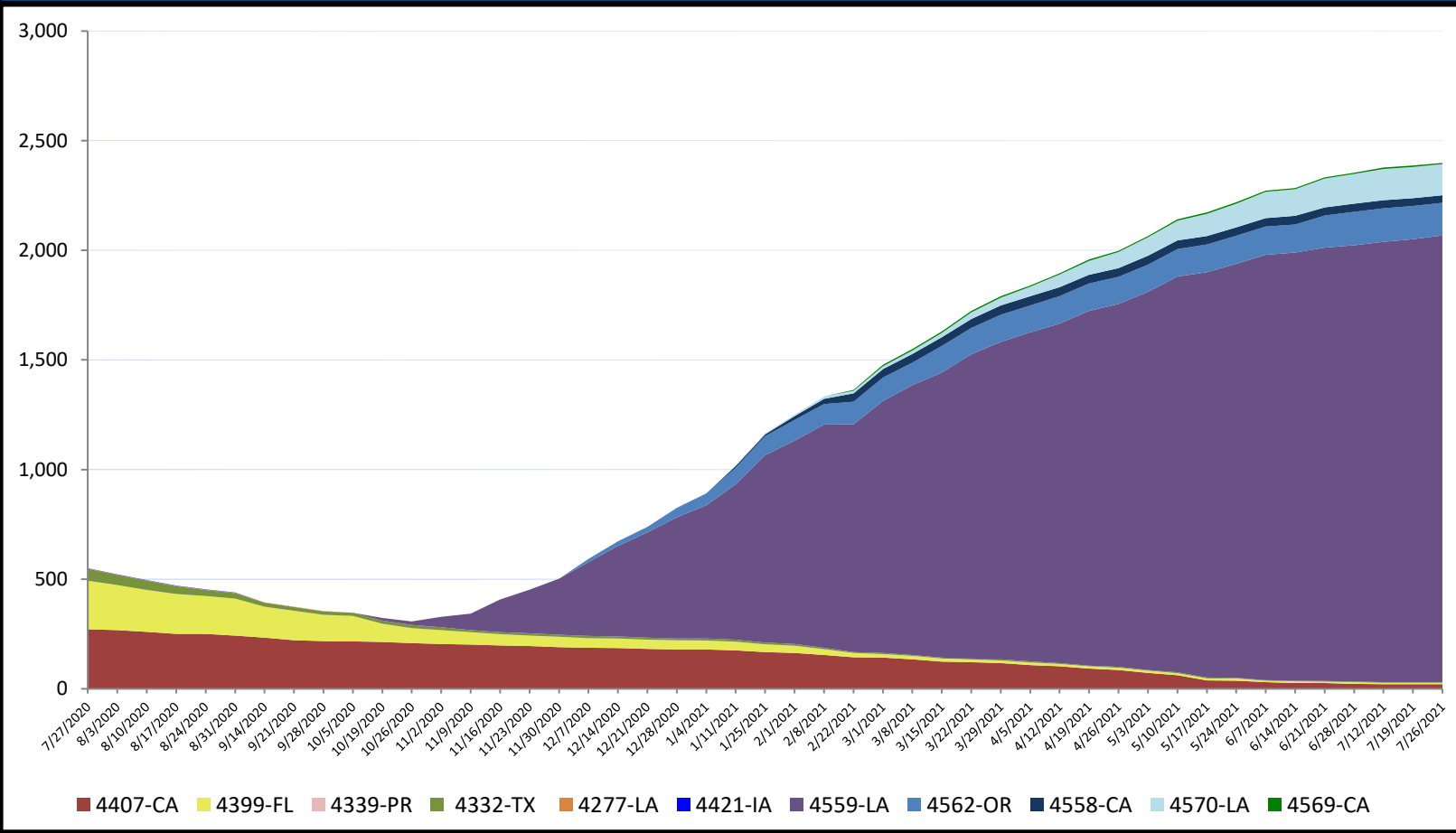
FEMA

National Watch Center

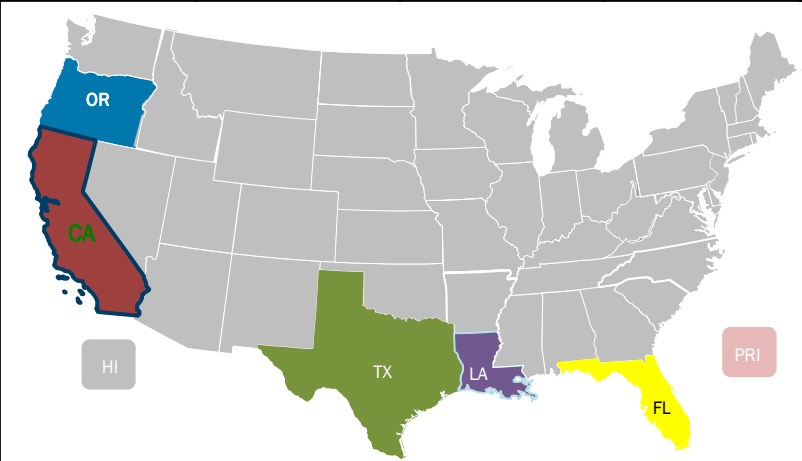
# Direct Housing

## Total Households in FEMA Direct Housing per State

Past Year per Week, 07/27/2020 – 07/26/2021. There are currently **2,399** Households Occupying **2,399** Temporary Units.



DR	IA Declaration Date	Program End Date	Current # of Households in Direct Housing (Weekly Change)
4570-LA	10/16/2020	4/16/2022	142 (0)
4569-CA	10/16/2020	4/16/2022	6 (0)
4562-OR	9/15/2020	3/15/2022	149 (-2)
4559-LA	8/28/2020	2/28/2022	2036 (+16)
4558-CA	8/22/2020	2/22/2022	35 (-1)
4407-CA	11/12/2018	5/12/2020	21 (0)
4399-FL	10/11/2018	4/11/2020	6 (0)
4339-PR	9/20/2017	9/20/2019	1 (0)
4332-TX	8/25/2017	8/25/2019	3 (0)



States with Currently Occupied Units



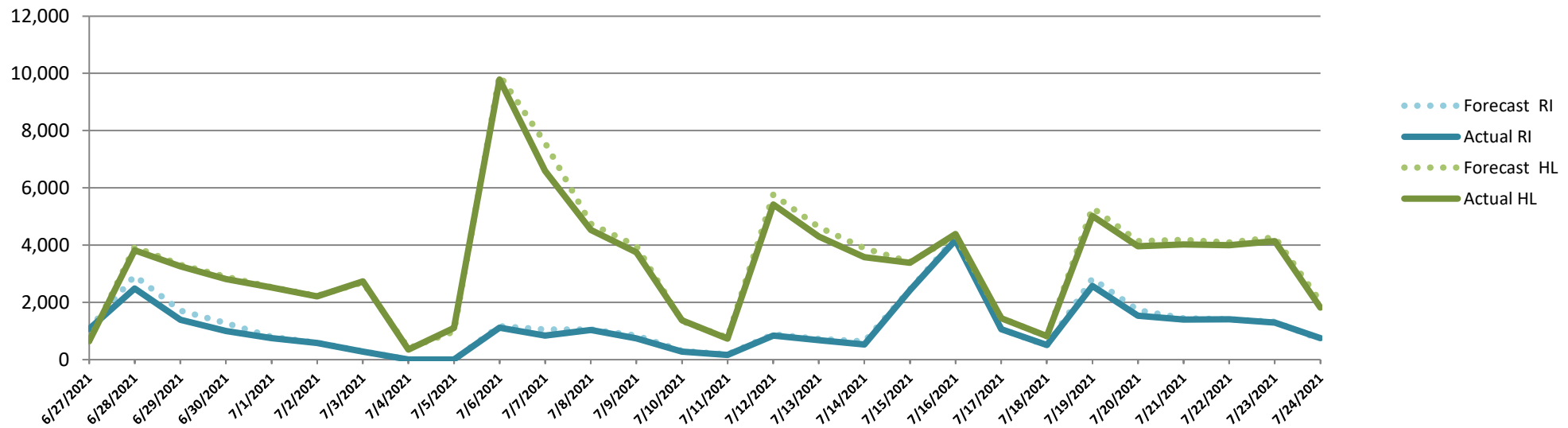
FEMA

National Watch Center

# NPSC Call Activity

NPSC Call Activity in the Past Week 07/18/2021 through 07/24/2021		
Call Type	Projected Calls	Actual Calls
Registration Intake:	9,916	9,458
Helpline:	24,823	23,762
Combined:	34,739	33,220

NPSC Call Forecasting and Actual Calls Over the Past 4 Weeks  
06/27/2021 through 07/24/2021



# Individual Assistance Activity

Open Registration Period	4595-KY Declared 04-23-2021 End Of Reg Period 07-23-2021				
	Housing Assistance	48	\$241,400.40	1,077	\$5,554,465.77
	Other Needs Assistance	9	\$28,954.64	341	\$1,185,111.02
	Total IHP		\$270,355.04		\$6,739,576.79
	Average IHP				\$5,985
	Total Max Grants			HA 12	ONA 0
Open Registration Period	4605-WV Declared 05-20-2021 End Of Reg Period 07-19-2021				
	Housing Assistance	13	\$21,450.55	127	\$493,068.11
	Other Needs Assistance	5	\$2,514.94	41	\$97,547.35
	Total IHP		\$23,965.49		\$590,615.46
	Average IHP				\$4,343
	Total Max Grants			HA 0	ONA 0
Open Registration Period	4606-LA Declared 06-02-2021 End Of Reg Period 08-02-2021				
	Housing Assistance	60	\$247,342.62	1,954	\$8,049,461.72
	Other Needs Assistance	31	\$70,355.78	648	\$1,752,601.13
	Total IHP		\$317,698.40		\$9,802,062.85
	Average IHP				\$4,728
	Total Max Grants			HA 0	ONA 0
Open Registration Period	4607-MI Declared 07-15-2021 End Of Reg Period 09-13-2021				
	Housing Assistance	4,700	\$13,999,756.08	4,799	\$14,428,571.34
	Other Needs Assistance	1,936	\$1,987,851.35	1,954	\$2,002,785.98
	Total IHP		\$15,987,607.43		\$16,431,357.32
	Average IHP				\$3,055
	Total Max Grants			HA 0	ONA 0
Other IHP Active	19 Declarations IHP Programmatically Open - Closed Registration *				
	Housing Assistance	533	\$2,018,694.51		
	Other Needs Assistance	196	\$232,088.82		
	Total IHP		\$2,250,783.33		
	Total IHP Approved in Past Week		\$117,494,967.12		

IHP Approved per Category in the Past  
2 Weeks – 07/12/2021 through 07/26/2021



FEMA

National Watch Center



# FEMA

Helping people before, during, and after disasters.



*Scan to subscribe to this briefing.*