

The Disaster Center is dedicated to the idea that disaster mitigation is cost effective and individuals pursuing their own interest are the greatest potential force for disaster reduction.

Please consider making a small donation to the Disaster Center



When disaster mitigation is cost effective, we are on the road to bringing disasters to an end.



# FEMA

## Daily Operations Briefing

Wednesday, January 23, 2019

8:30 a.m. EST

# Significant Activity – Jan 22-23



FEMA

**Significant Events:** None

**Significant Weather:**

- Freezing rain possible – Northern Intermountain, Tennessee Valley, Great Lakes, and Mid-Atlantic to the Northeast
- Blizzard conditions and wind chill temperatures of 40 degrees below zero – the Dakotas and MN
- Heavy snow possible – Northern/Central Rockies, Northern Plains, and Middle Mississippi Valley to the Great Lakes and Northeast
- Severe thunderstorms possible – Southeast
- Elevated fire weather – Southern TX

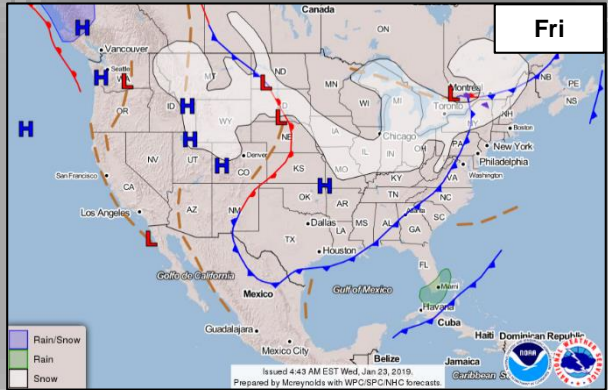
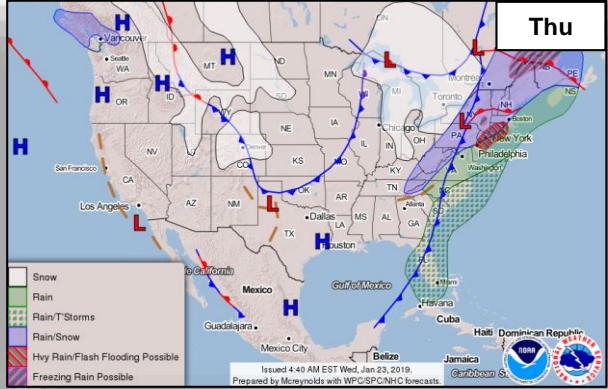
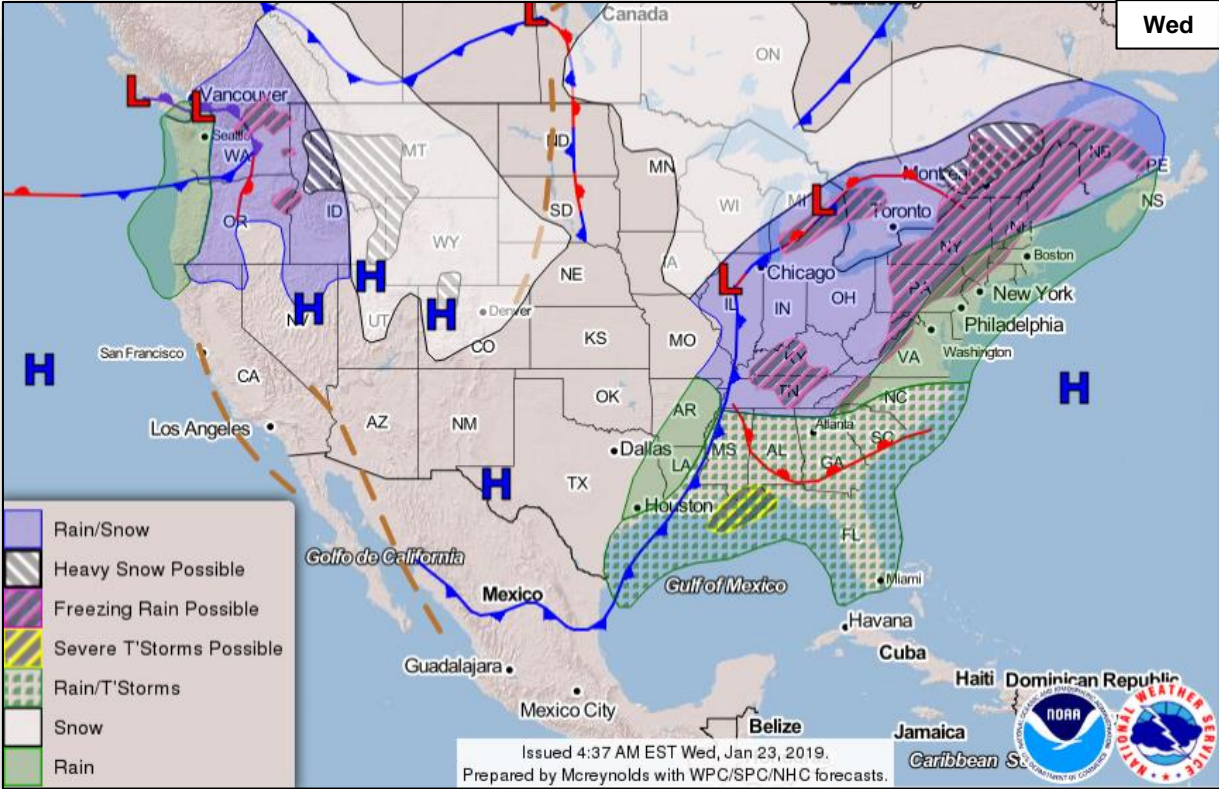
**Tropical Activity:** Western Pacific – No activity affecting U.S. interests

**Declaration Activity:** None

# National Weather Forecast



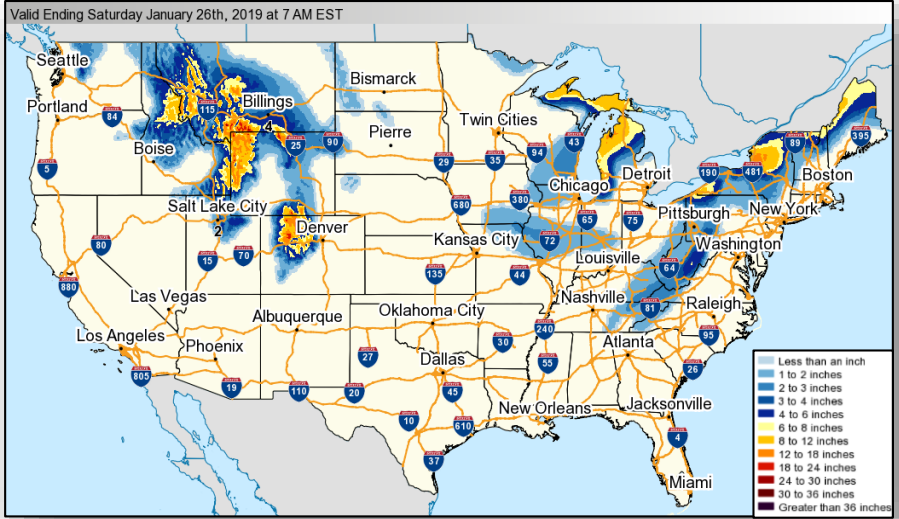
FEMA



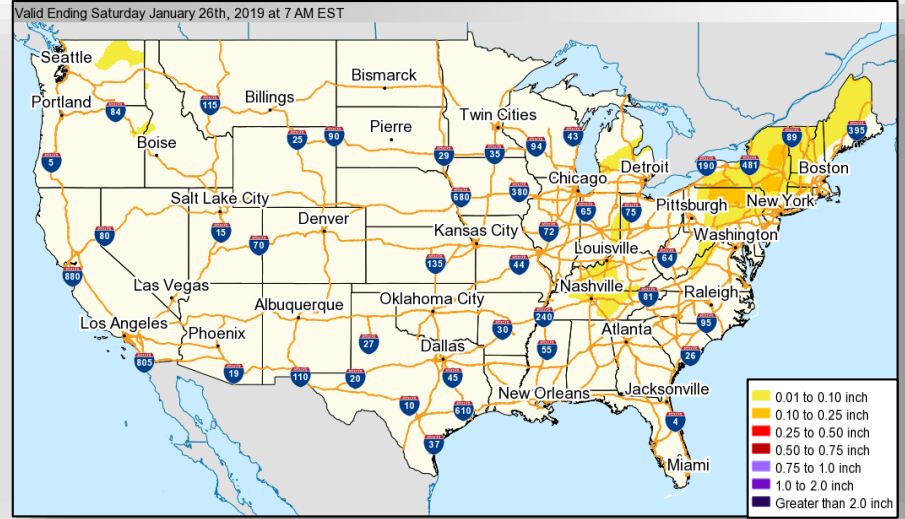
- Rain/Snow
- Heavy Snow Possible
- Freezing Rain Possible
- Severe T'Storms Possible
- Rain/T'Storms
- Snow
- Rain



# Winter Precipitation Outlook



**Forecast Snowfall**

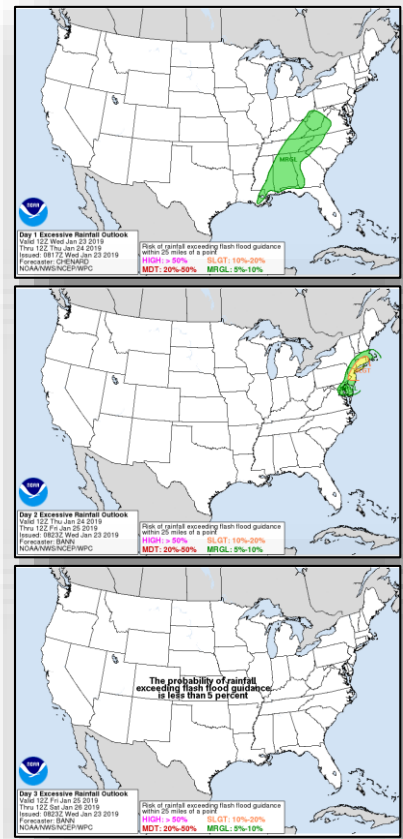
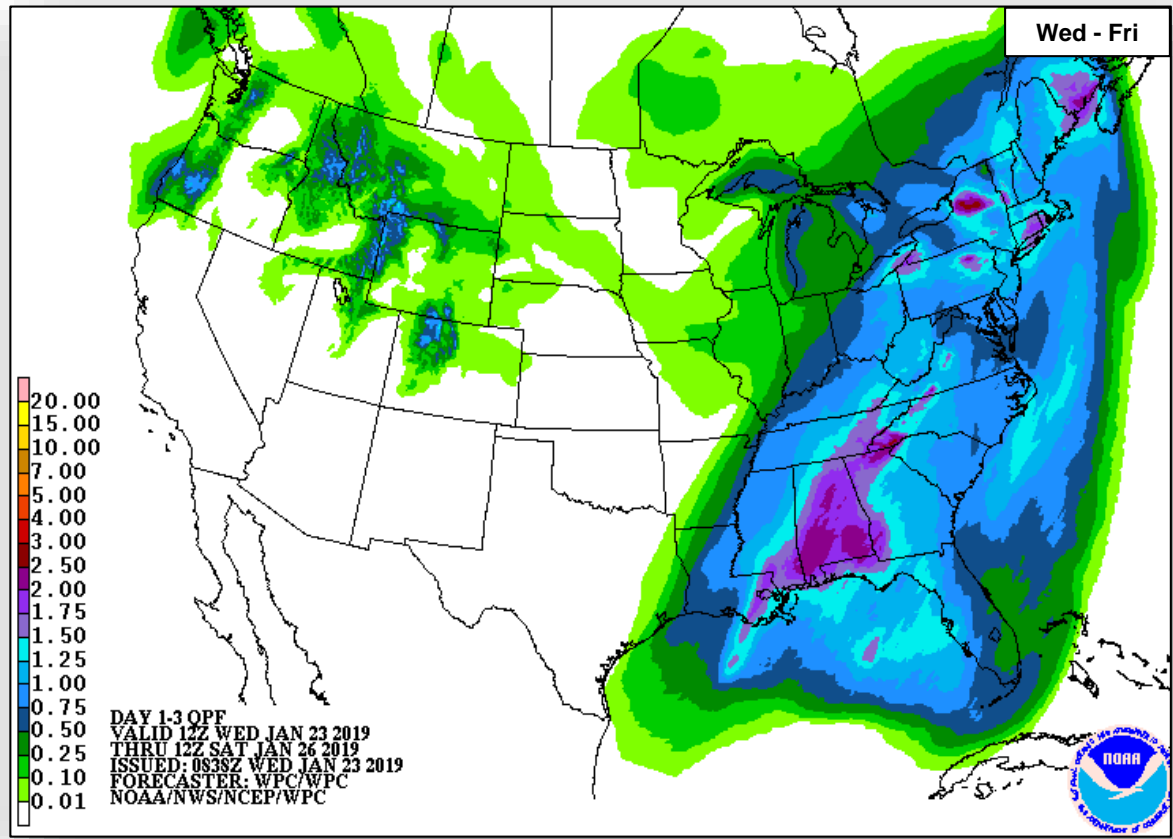


**Forecast Ice Accumulation**

# Precipitation / Excessive Rainfall Forecast

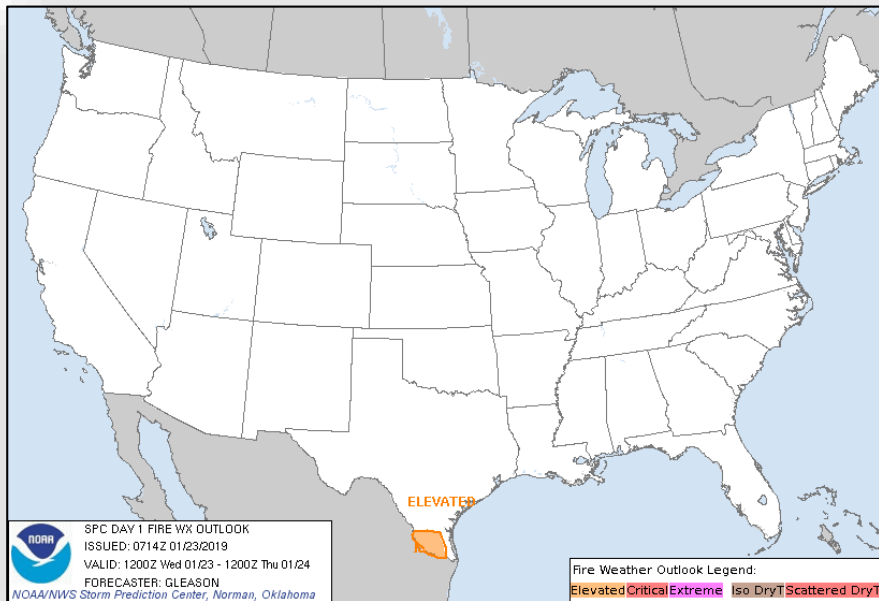


FEMA

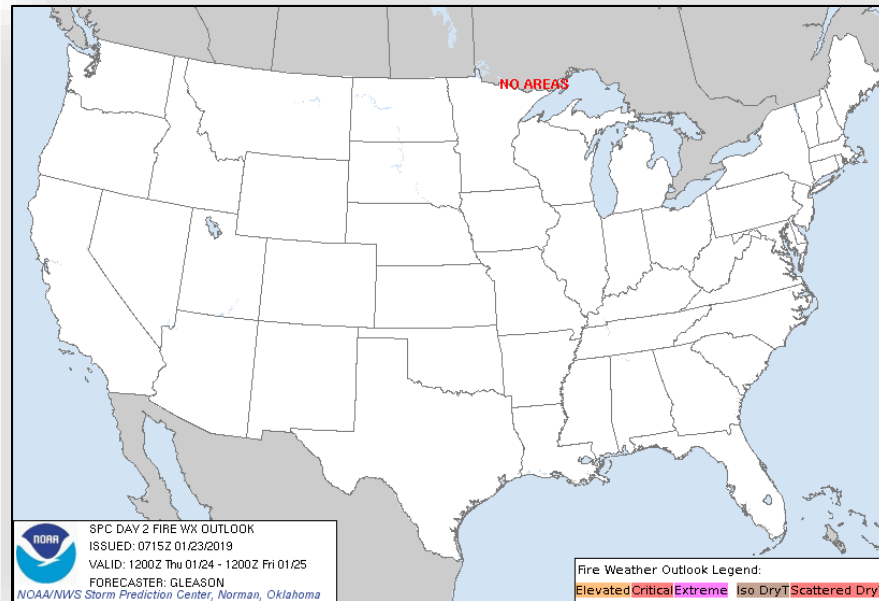




# Fire Weather Outlook



**Tuesday**

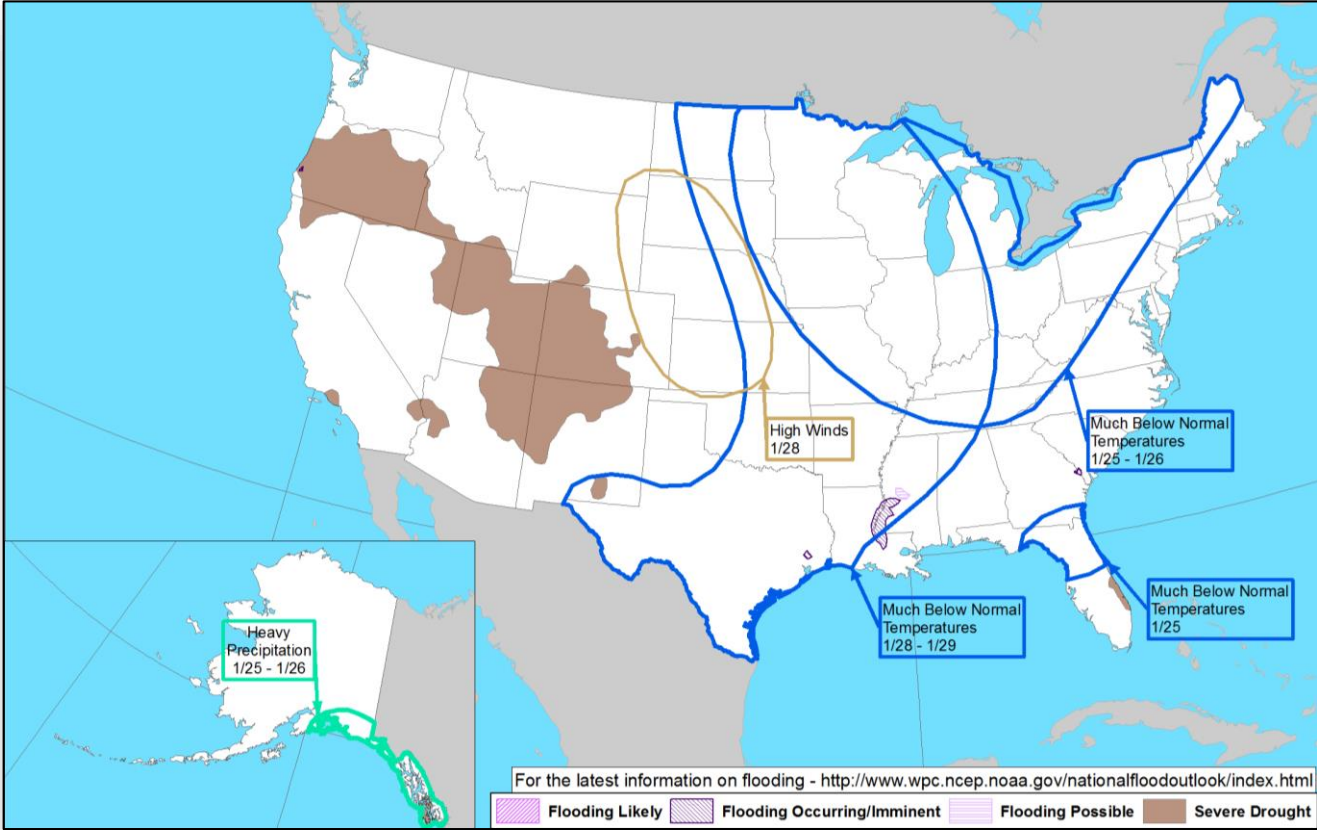


**Wednesday**

# Hazards Outlook – Jan 25-29



FEMA







# Space Weather



FEMA

	Space Weather Activity	Geomagnetic Storms	Solar Radiation	Radio Blackouts
Past 24 Hours	None	None	None	None
Next 24 Hours	Minor	G1	None	None

For further information on NOAA Space Weather Scales refer to: <http://www.swpc.noaa.gov/noaa-scales-explanation>



# Joint Preliminary Damage Assessments



FEMA

Region	State / Location	Event	IA / PA	Number of Counties		Start – End
				Requested	Completed	
IV	MS	Severe Weather December 27, 2018	IA	0	0	N/A
			PA	11	0	TBD
VI	TX	Flooding September 10, 2018 and continuing	IA	4	4	10/31 – 12/11
			PA	51	39	10/29 – TBD

# Disaster Requests & Declarations



**FEMA**

Declaration Requests in Process					Requests APPROVED (since last report)	Requests DENIED (since last report)
5	IA	PA	HM	Date Requested	0	0
LA – (Appeal) DR Flooding		X	X	October 26, 2018		
TX – DR Severe Storms and Flooding	X	X	X	October 30, 2018		
KS – DR Severe Storms, Straight-line Winds, and Flooding		X	X	November 14, 2018		
MN – DR Severe Storms and Flooding		X	X	November 27, 2018		
NC – DR Tropical Storm Michael		X	X	December 11, 2018		



# FEMA Readiness – Activation Teams



FEMA

Status		Activated Team	Activation Level	Activation Times	Reason / Comments
<b>NWC</b> (5 Teams)	Available				
<b>NRCC</b> (2 Teams)	Available	Gold			
<b>HLT</b>	Available				
<b>RWC / MOCs</b> (10 Regions)	Steady State				
<b>RRCCs</b> (10 Regions)	Available				

Backup Regions: **VIII, IV, and II**



# FEMA

**FEMA's mission is helping people before, during, and after disasters.**

Click [here](#) to subscribe to this briefing.