

The Disaster Center is dedicated to the idea that disaster mitigation is cost effective and individuals pursuing their own interest are the greatest potential force for disaster reduction.

Please consider making a small donation to the Disaster Center



When disaster mitigation is cost effective, we are on the road to bringing disasters to an end.



FEMA

Daily Operations Briefing

Tuesday, January 29, 2019

8:30 a.m. EST

Significant Activity – Jan 28-29



FEMA

Significant Events: None

Significant Weather:

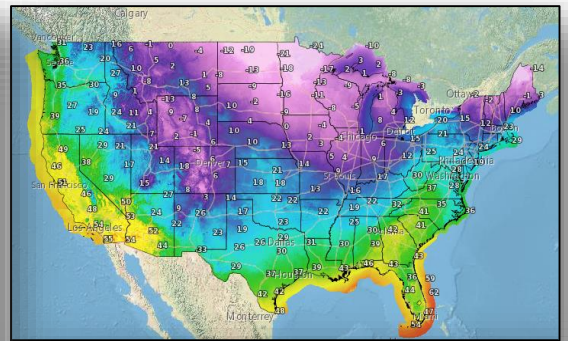
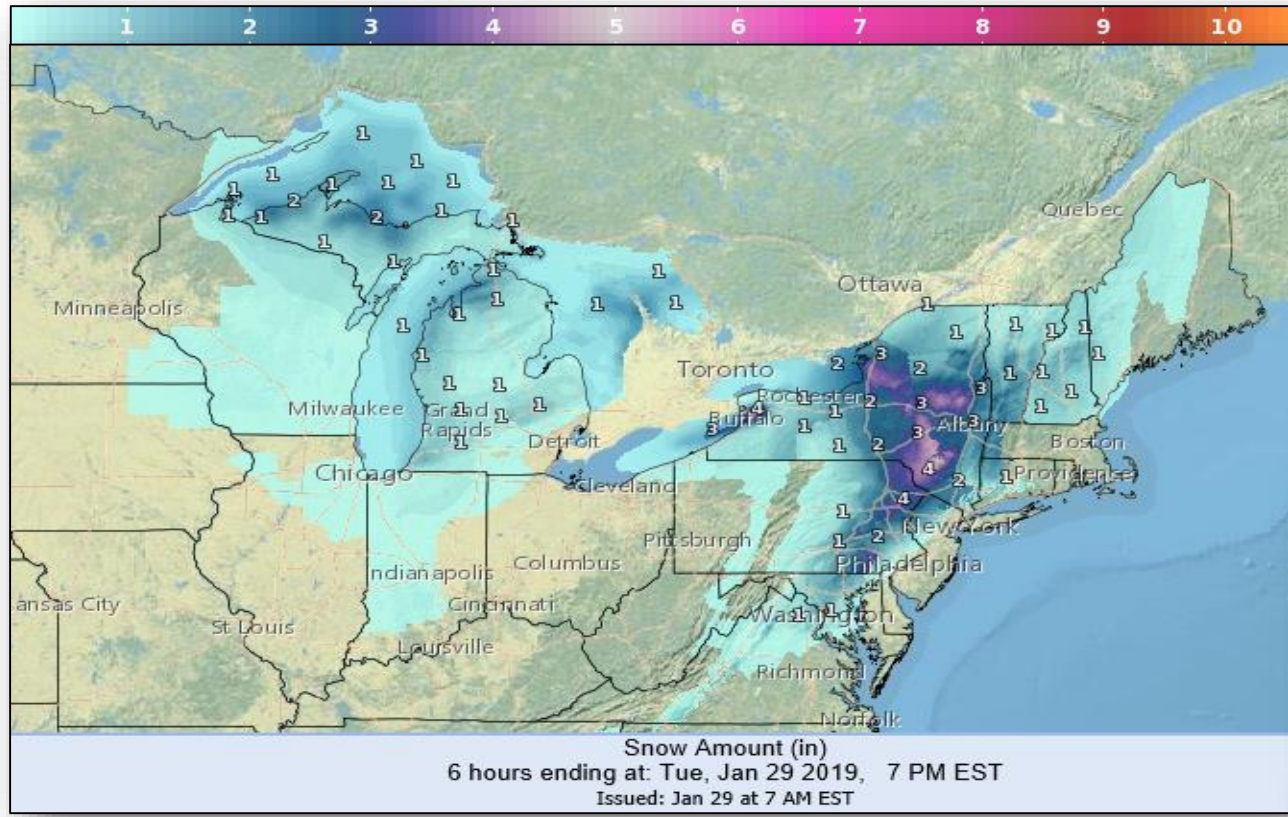
- Heavy snow possible – Upper and Lower Mississippi and Tennessee valleys, Mid-Atlantic, and the Northeast
- Rain and Snow mix – Lower Mississippi Valley to the Northeast
- Winter Storm Watches and Warnings in effect for portions of the Southeastern U.S., stretching northeastward through the Appalachians, Ohio Valley, Mid-Atlantic, Northeast and the upper Great Lakes Region

Tropical Activity: Western Pacific – No activity affecting U.S. interests

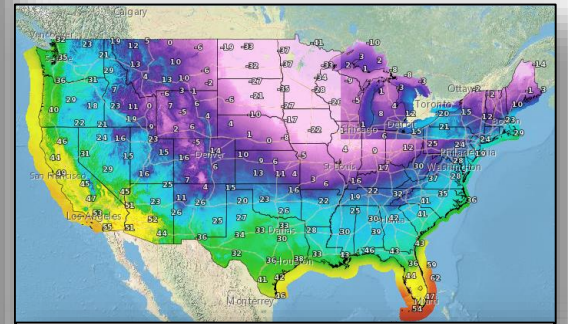
Declaration Activity:

- Major Disaster Declaration Request – VT

Winter Weather Outlook

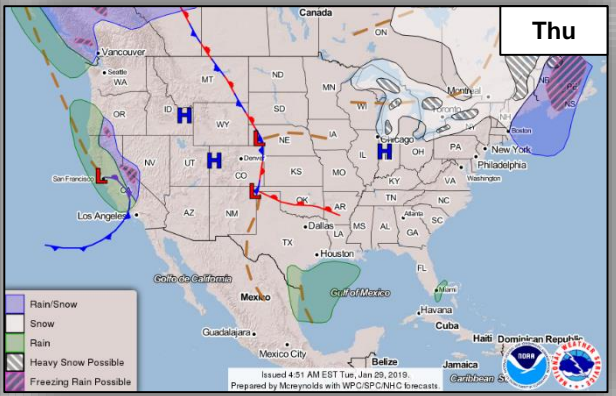
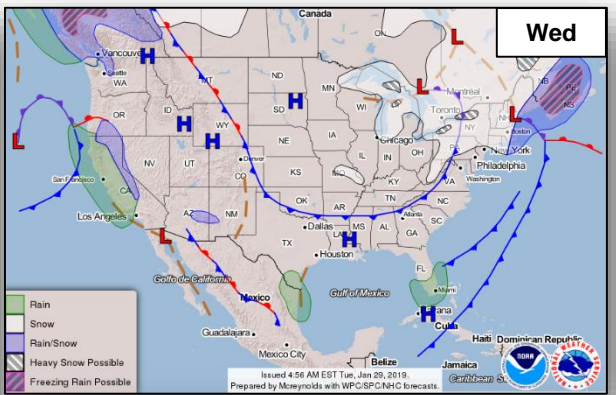
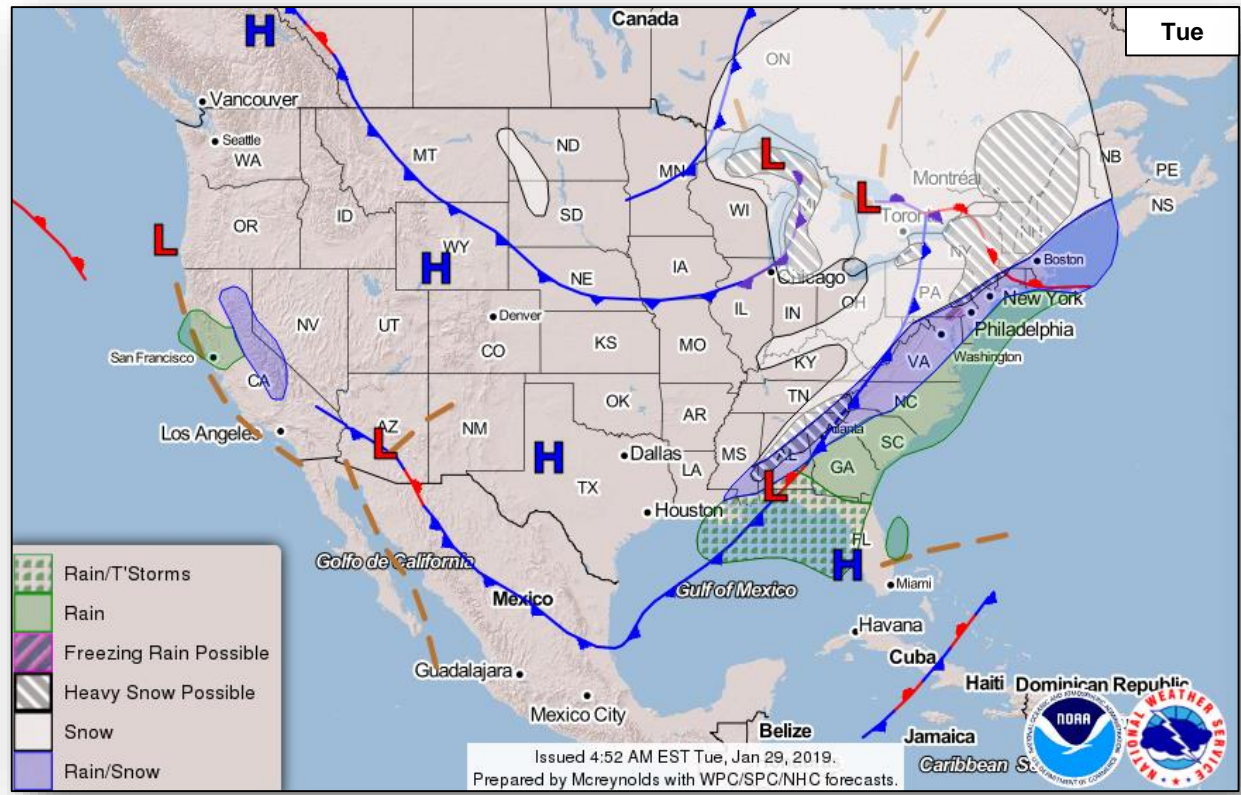


Minimum Temperatures – Tuesday



Minimum Temperatures – Wednesday

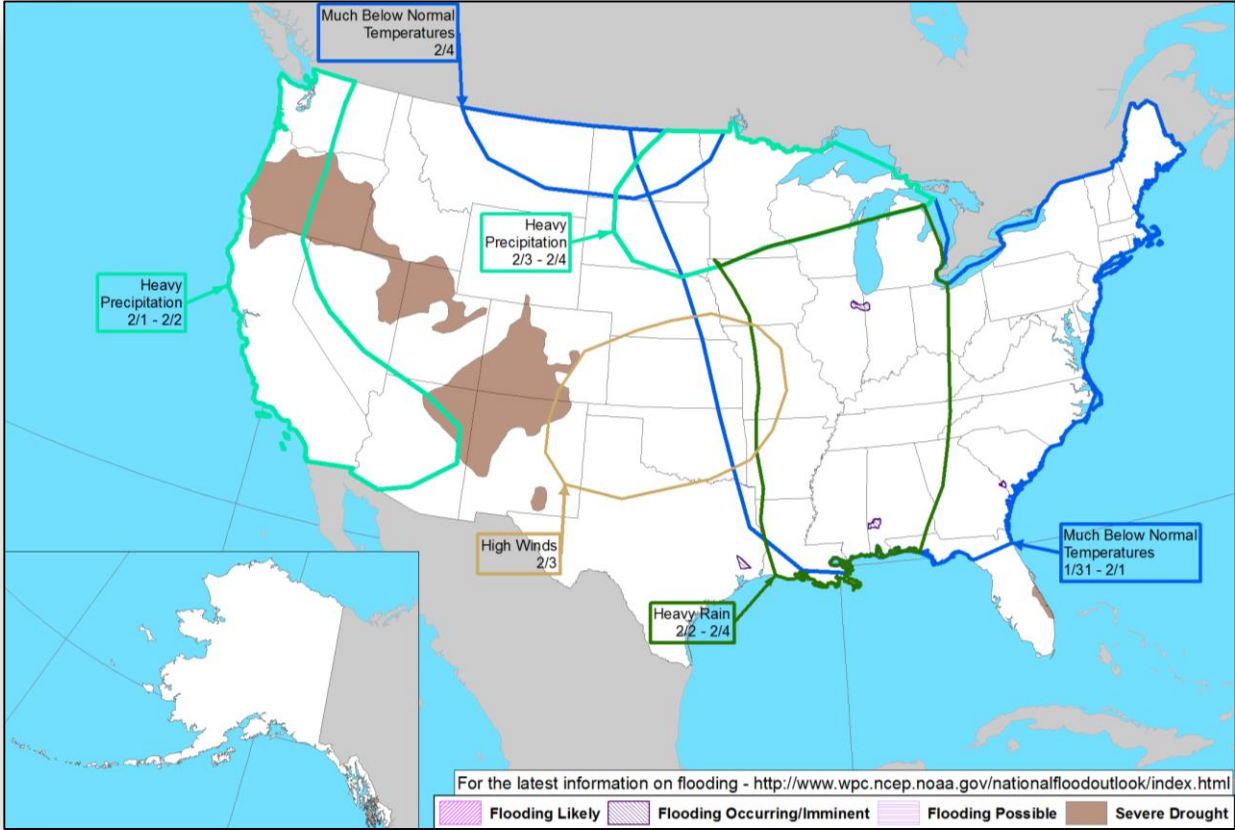
National Weather Forecast



Hazards Outlook – Jan 31 – Feb 4



FEMA



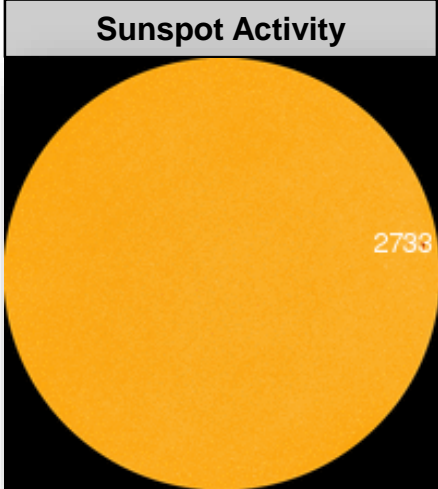

Space Weather



FEMA

	Space Weather Activity	Geomagnetic Storms	Solar Radiation	Radio Blackouts
Past 24 Hours	None	None	None	None
Next 24 Hours	None	None	None	None

For further information on NOAA Space Weather Scales refer to: <http://www.swpc.noaa.gov/noaa-scales-explanation>



Joint Preliminary Damage Assessments



FEMA

Region	State / Location	Event	IA / PA	Number of Counties		Start – End
				Requested	Completed	
IV	MS	Severe Weather December 27, 2018	IA	0	0	N/A
			PA	11	11 (+11)	1/21 – 1/26

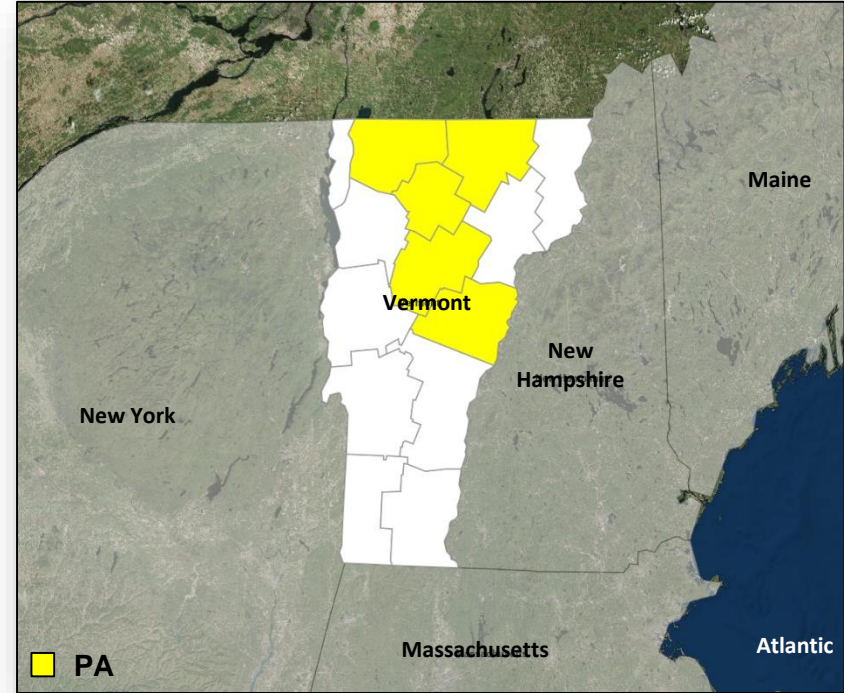
Declaration Request



FEMA

Vermont

- The Governor requested a Major Disaster Declaration on January 4, 2019
- For a Severe Winter Storm that occurred November 26-28, 2018
- Requesting:
 - Public Assistance for five counties
 - Hazard Mitigation statewide



Disaster Requests & Declarations



FEMA

Declaration Requests in Process					Requests APPROVED (since last report)	Requests DENIED (since last report)
7	IA	PA	HM	Date Requested	0	0
LA – (Appeal) DR Flooding		X	X	October 26, 2018		
TX – DR Severe Storms and Flooding	X	X	X	October 30, 2018		
KS – DR Severe Storms, Straight-line Winds, and Flooding		X	X	November 14, 2018		
MN – DR Severe Storms and Flooding		X	X	November 27, 2018		
NC – DR Tropical Storm Michael		X	X	December 11, 2018		
AK – DR Earthquake	X	X	X	January 3, 2019		
VT – DR Severe Winter Storm		X	X	January 4, 2019		

Readiness – Deployable Teams and Assets



FEMA

National and Regional Resources		Cadres with 25% or Less Availability	
IM Workforce	Strength: ▼ 12,603	DI 25% (21/83); EHP 9% (40/446); ER 16% (7/43); FL 21% (36/175); HM 21% (223/1,043); LOG 21% (273/1,286); PA 9% (177/2,039); PLAN 24% (86/358); SAF 21% (12/58); SEC 13% (15/120)	
	Available: ▼ 4,035 / 32%		
N-IMATs	Other: 3,411		
	Deployed: ▲ 5,157		
Regional IMATs (≤ 3 Teams)	East: Primary (B2)	<div style="display: flex; flex-wrap: wrap;"> <div style="width: 30%;"> <p>3410-EM-AK FCO: Willie Nunn VJFO: Bothell, WA</p> </div> <div style="width: 30%;"> <p>4405-DR-MT FCO: James Stephenson VJFO: Denver, CO</p> </div> <div style="width: 30%;"> <p>4402-DR-WI 4390-DR-MN 4383-DR-WI 4381-DR-MI 4360-DR-OH FCO: Steven W. Johnson VJFO: Madison, WI RV IMAT</p> </div> <div style="width: 30%;"> <p>4397-DR-NY FCO: Seamus K. Leary VJFO: Albany, NY</p> </div> </div>	
	West: Alternate (B48)		
N-ISB Teams (3 Teams)	Assigned: 13	<div style="display: flex; flex-wrap: wrap;"> <div style="width: 30%;"> <p>4382-DR-CA 4407-DR-CA FCO: David G. Samaniego VJFO: Sacramento, CA RIX IMAT-1</p> </div> <div style="width: 30%;"> <p>4409-DR-TOH FCO: Mark Wingate VJFO: Oakland, CA</p> </div> <div style="width: 30%;"> <p>4396-DR-CNMI 4398-DR-GU 4404-DR-CNMI FCO: B. Bern Ruiz VJFO: Saipan, MP RIX IMAT-2</p> </div> </div>	
	Available: 4 (+1)		
US&R (>66%)	PMC / NMC: 6	<div style="display: flex; flex-wrap: wrap;"> <div style="width: 30%;"> <p>4395-DR-HI FCO: Dolph A. Diemont VJFO: Honolulu, HI</p> </div> <div style="width: 30%;"> <p>4392-DR-IA 4386-DR-IA FCO: Timothy Scranton</p> </div> <div style="width: 30%;"> <p>4406-DR-AL FCO: Gerard M. Stolar VJFO: Dothan, AL</p> </div> <div style="width: 30%;"> <p>4400-DR-GA FCO: Manny J. Toro VJFO: East Point, GA</p> </div> <div style="width: 30%;"> <p>4399-DR-FL 4337-DR-FL FCO: Thomas J. McCool VJFO: Tallahassee, FL</p> </div> </div>	
	Deployed: 3 (-1)		
MERS (>66%)	Team A: Available	<div style="display: flex; flex-wrap: wrap;"> <div style="width: 30%;"> <p>4375-DR-NE FCO: C. Johnson-Cage VJFO: Kansas City, MO</p> </div> <div style="width: 30%;"> <p>4400-DR-VA 4411-DR-VA FCO: Donald Keldsen VJFO: Glen Allen, VA</p> </div> <div style="width: 30%;"> <p>4335-DR-USVI 4340-DR-USVI 4336-DR-PR 4339-DR-PR FCO: Michael F. Byrne VJFO: St. Croix, USVI</p> </div> <div style="width: 30%;"> <p>4399-DR-NC FCO: Albert Lewis VJFO: Durham, NC</p> </div> </div>	
	Team B: Available		
FCO (=2 Type I)	Team C: Available	<div style="display: flex; flex-wrap: wrap;"> <div style="width: 30%;"> <p>4379-DR-SC FCO: Elizabeth Turner VJFO: Columbia, SC</p> </div> <div style="width: 30%;"> <p>4393-DR-PR FCO: Guaynabo, PR (CAD)</p> </div> </div>	
	Assigned: 28		
FDRC (= 2)	Available: 27	<div style="display: flex; flex-wrap: wrap;"> <div style="width: 30%;"> <p>4374-DR-MD FCO: Emily Breslin VJFO: Philadelphia, PA</p> </div> <div style="width: 30%;"> <p>4408-DR-PA 4378-DR-WV * FCO: Steven S. Ward VJFO: Harrisburg, PA <i>(Closure Feb 11, 2019)</i></p> </div> </div>	
	PMC / NMC: 1		
<p>Natural Gas Outage Newport, RI RI LNO</p>		<p>Super Bowl LIII Atlanta, GA MERS</p>	
<p>Field Office Staging Area JFOs: 15 / VJFOs: 5 DRs: 46 EMs: 1 Deployed Teams</p>		<p>As of 8:00 a.m. EST Jan 29, 2019 Created by: FEMA NWC</p>	

FEMA Readiness – Activation Teams



FEMA

Status		Activated Team	Activation Level	Activation Times	Reason / Comments
NWC (5 Teams)	Available				
NRCC (2 Teams)	Available	Gold			BLUE Team will assume standby Feb 1
HLT	Available				
RWC / MOCs (10 Regions)	Steady State				
RRCCs (10 Regions)	Available				

Backup Regions: IV, VI, and VIII

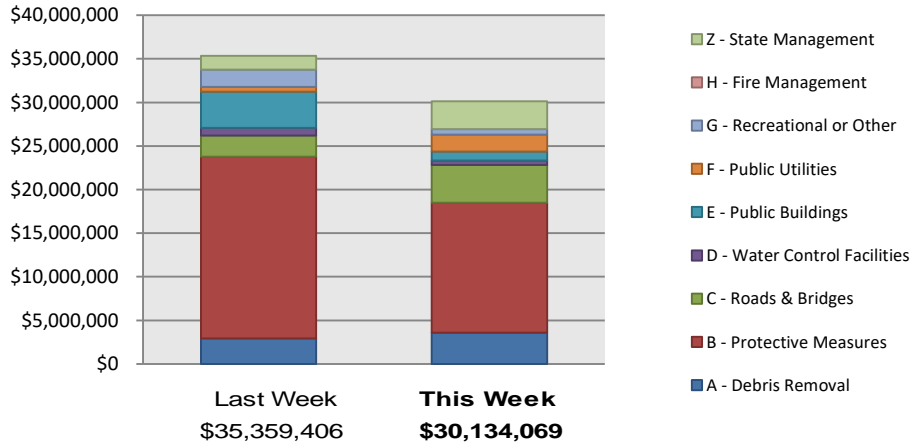
Public Assistance Grant Program



FEMA

PA Project Worksheets Obligated in past week, as of 01/28/19 at 1500 EST										
PA Category	Emergency Work		Permanent Work					H - Fire Management	Z - State Management	Total
	A - Debris Removal	B - Protective Measures	C - Roads & Bridges	D - Water Control Facilities	E - Public Buildings	F - Public Utilities	G - Recreational or Other			
Number Of PWs Obligated	42	63	61	4	39	22	23	0	41	295
Federal Share Obligated	\$3,577,915	\$14,910,484	\$4,356,562	\$503,179	\$1,029,846	\$1,919,653	\$648,868	\$0	\$3,187,561	\$30,134,069

Public Assistance Obligated per Category In the Past 2 Weeks – 12/31/2018 through 1/14/2019



This Week's PA Highlights

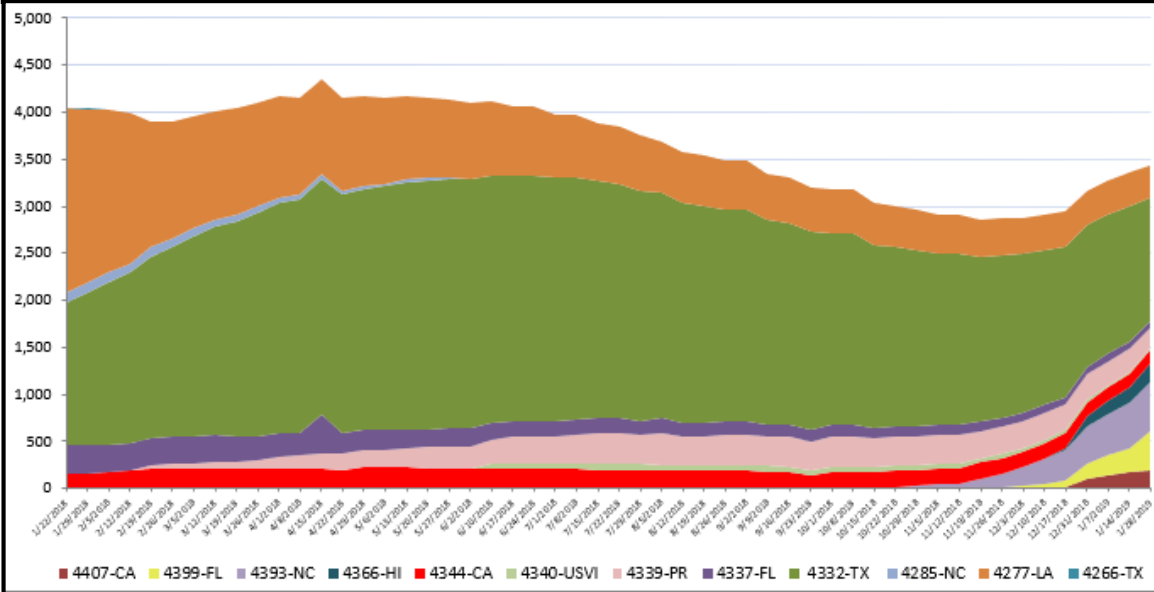
- In 4337-FL
 - \$5.6 Million obligated for Category B – Protective Measures
- In 4404-MP
 - \$3.3 Million obligated for Category B – Protective Measures
- In 4339-PR
 - \$2.5 Million obligated for Category B – Protective Measures

Direct Housing

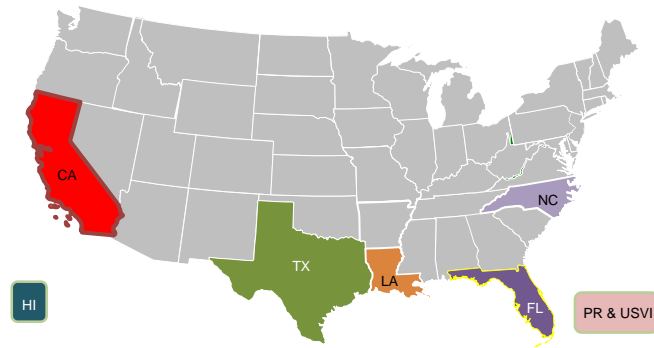


FEMA

Total Households in FEMA Direct Housing per State Past Year per Week, 1/22/2018 – 1/28/2019, There are currently 3,248 Households Occupying 3,248 Temporary Units



DR	IA Declaration Date	Program End Date	Current # of Households in Direct Housing (Weekly Change)
4407-CA	11/12/2018	5/12/2020	192 (+24)
4399-FL	10/11/2018	4/11/2020	407 (+146)
4393-NC	9/14/2018	3/14/2020	535 (+59)
4366-HI	5/11/2018	11/11/2019	6 (0)
4344-CA	10/10/2017	4/10/2019	137 (-7)
4340-USVI	9/20/2017	3/20/2019	26 (-1)
4339-PR	9/20/2017	3/20/2019	217 (-31)
4337-FL	9/10/2017	3/10/2019	66 (-10)
4332-TX	8/25/2017	2/25/2019	1,323 (-)112
4277-LA	8/14/2016	1/15/2019	339 (-16)



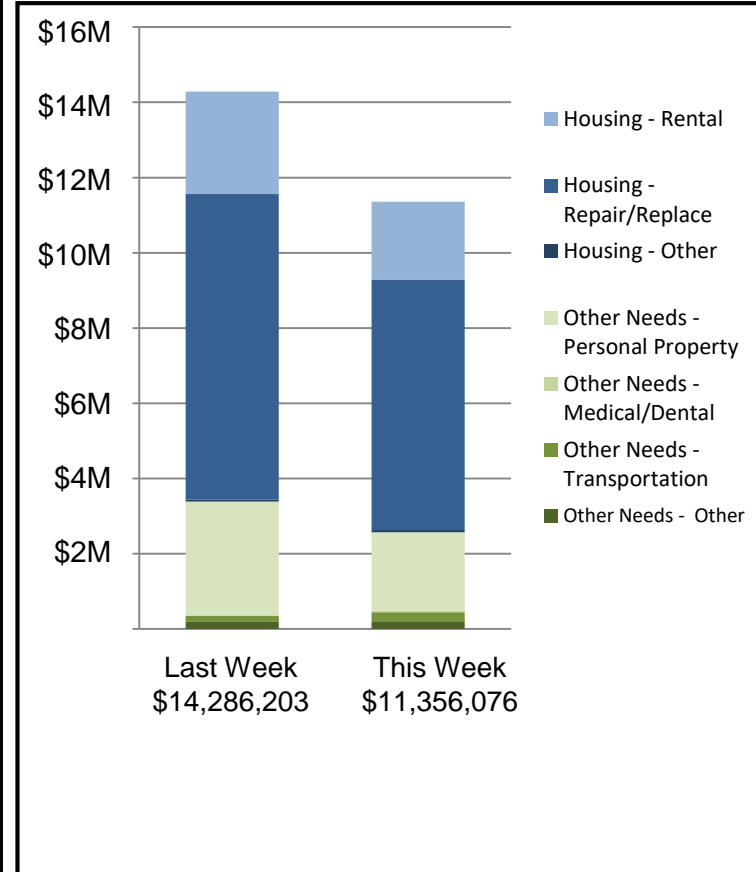
States with Currently Occupied Units

Individual Assistance Activity



FEMA

Individuals and Households Program Activity As Of: 1/28/19					
	In Past 7 Days		Cumulative		
	Applicants Approved	Amount Approved	Applicants Approved	Amount Approved	
Open Registration Period	4396-MP Declared 09-29-2018 End Of Reg Period 01-27-2019				
	Housing Assistance	1	\$5,615.77	239	\$614,203.80
	Other Needs Assistance	0	\$0.00	272	\$366,943.39
	Total IHP		\$5,615.77		\$981,147.19
	Average IHP				\$2,542
	Total Max Grants				0
	4404-MP Declared 10-26-2018 End Of Reg Period 01-27-2019				
	Housing Assistance	423	\$843,428.08	4,698	\$10,765,673.39
	Other Needs Assistance	392	\$1,190,331.92	4,994	\$13,566,599.86
	Total IHP		\$2,033,760.00		\$24,332,273.25
	Average IHP				\$4,010
	Total Max Grants				0
	4407-CA Declared 11-12-2018 End Of Reg Period 01-31-2019				
Housing Assistance	231	\$2,194,036.95	7,134	\$46,110,947.99	
Other Needs Assistance	124	\$576,844.15	3,774	\$24,072,863.49	
Total IHP		\$2,770,881.10		\$70,183,811.48	
Average IHP				\$9,384	
Total Max Grants				801	
Other IHP Active	17 Declarations IHP Programmatically Open - Closed Registration *				
	Housing Assistance	2,092	\$5,739,731.62		
	Other Needs Assistance	571	\$806,087.86		
	Total IHP		\$6,545,819.48		
	Total IHP Approved in Past Week		\$11,356,076.35		





FEMA

FEMA's mission is helping people before, during, and after disasters.

Click [here](#) to subscribe to this briefing.