

FEMA National Watch Center

Daily Operations Briefing

Monday, October 4, 2021

8:30 a.m. ET



FEMA

National Current Ops / Monitoring

New Significant Incidents / Ongoing Ops

- None

Hazard Monitoring

- Excessive rain and flash flooding possible – Southeast
- Tropical Activity:
 - Atlantic:
 - Hurricane Sam (CAT 2)
 - Tropical Depression Victor
 - Disturbance 1: Low (20%)

Disaster Declaration Activity

- None

Event Monitoring

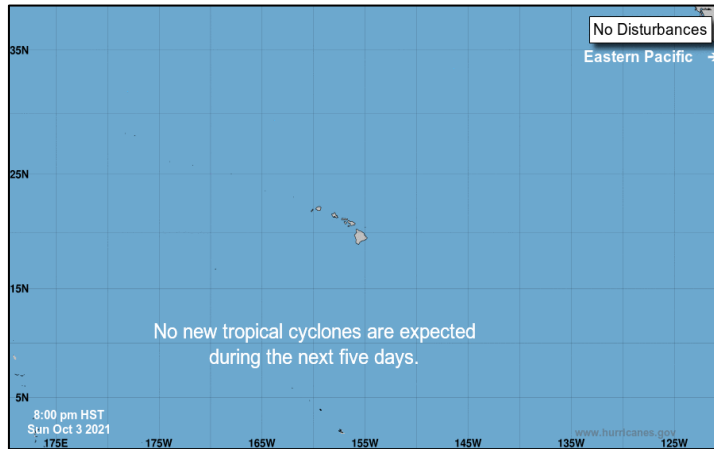
- None



FEMA

Tropical Outlook – Five Day

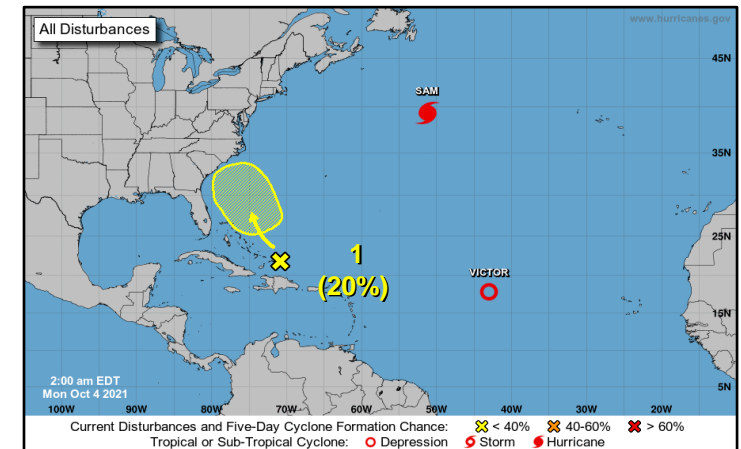
Central Pacific



Eastern Pacific



Atlantic



Hurricane Sam (CAT 2) (Advisory #47 as of 5:00 a.m. ET)

- 465 miles SSE of Cape Race, Newfoundland
- Maximum sustained winds 105 mph
- Moving NE at 30 mph
- Expected to weaken into a post-tropical cyclone tomorrow

Tropical Depression Victor (Advisory #20 as of 5:00 a.m. ET)

- 1,300 miles W of Cabo Verde Islands
- Moving WNW at 14 mph
- Forecast to degenerate to a remnant low today

Disturbance 1 (as of 2:00 a.m. ET)

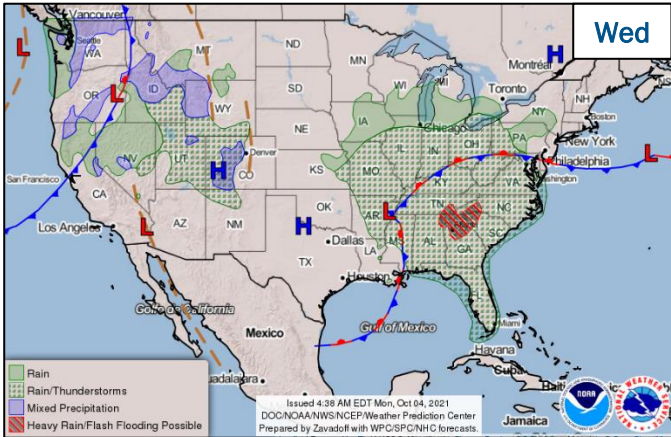
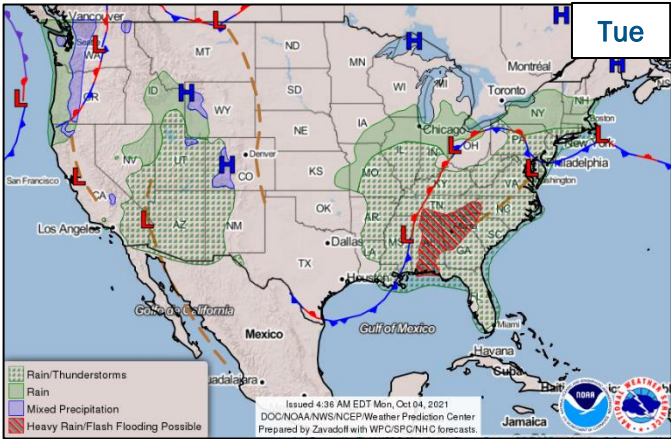
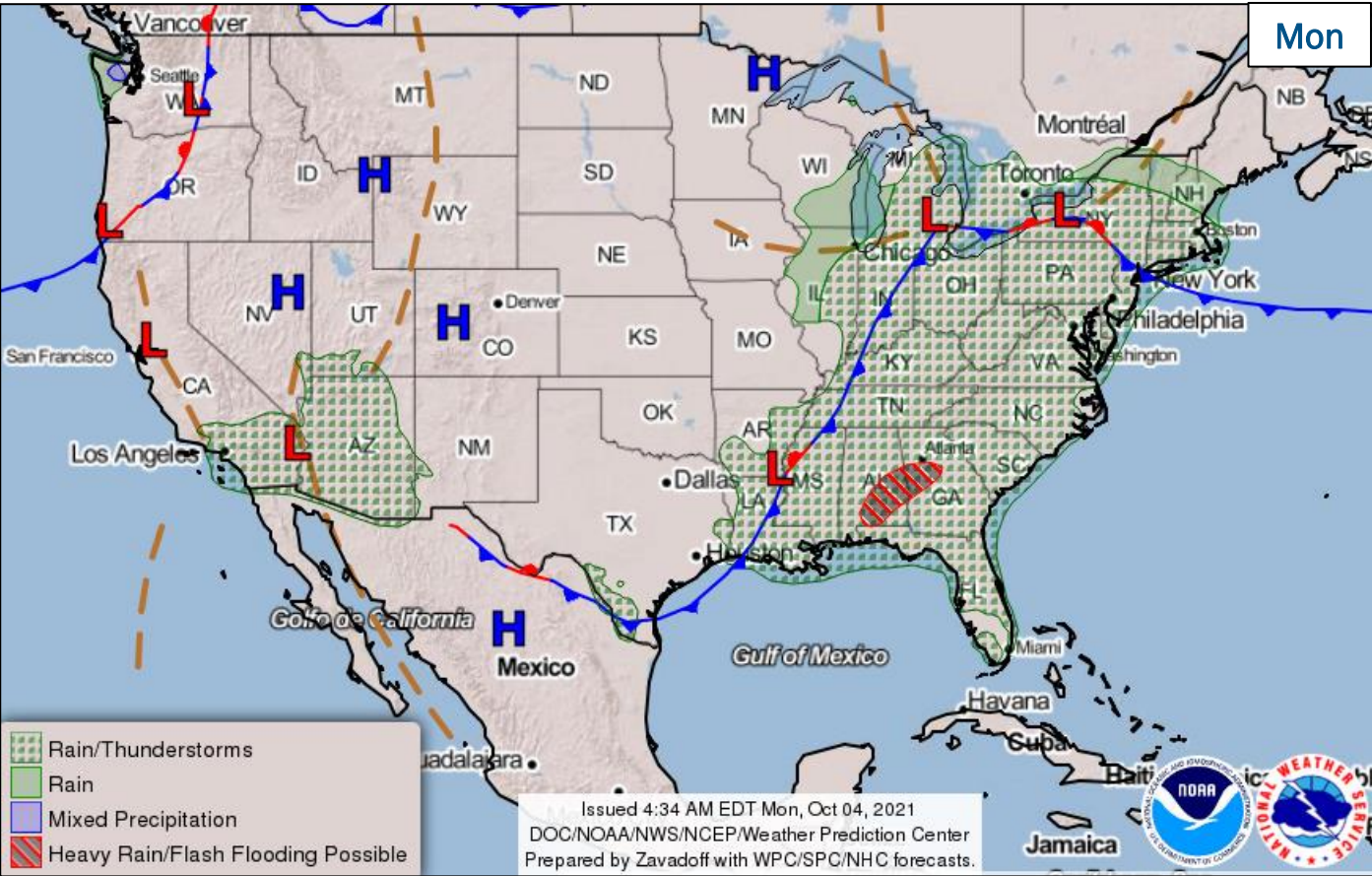
- Located over the southeastern Bahamas
- Formation chance through 48 hours: Low (near 0%); 5 days: Low (20%)



FEMA

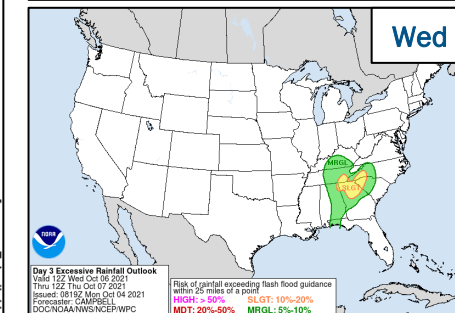
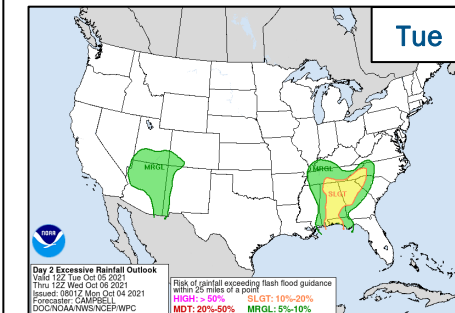
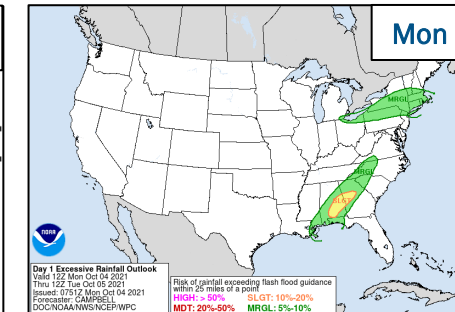
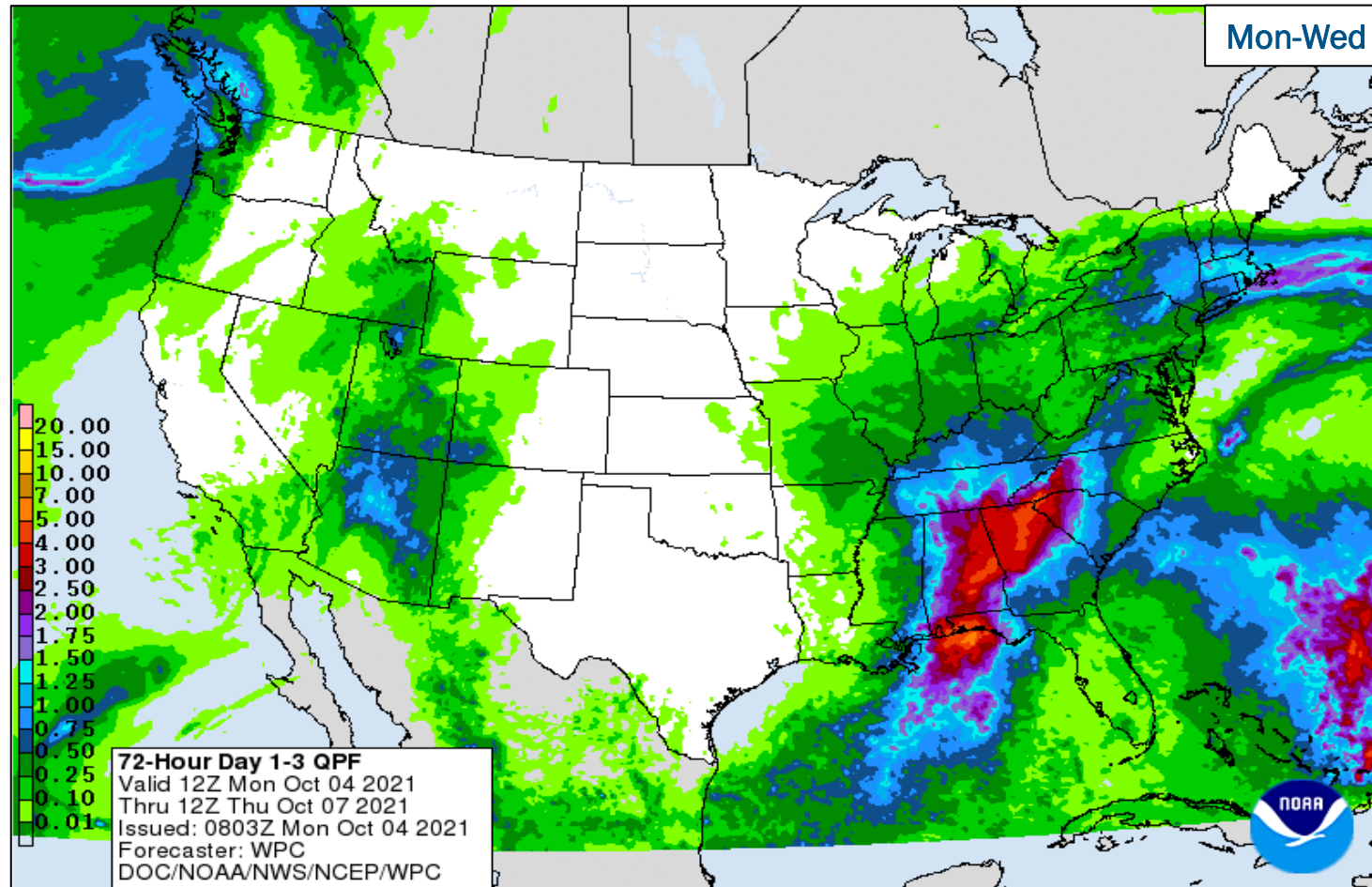
National Watch Center

National Weather Forecast



FEMA

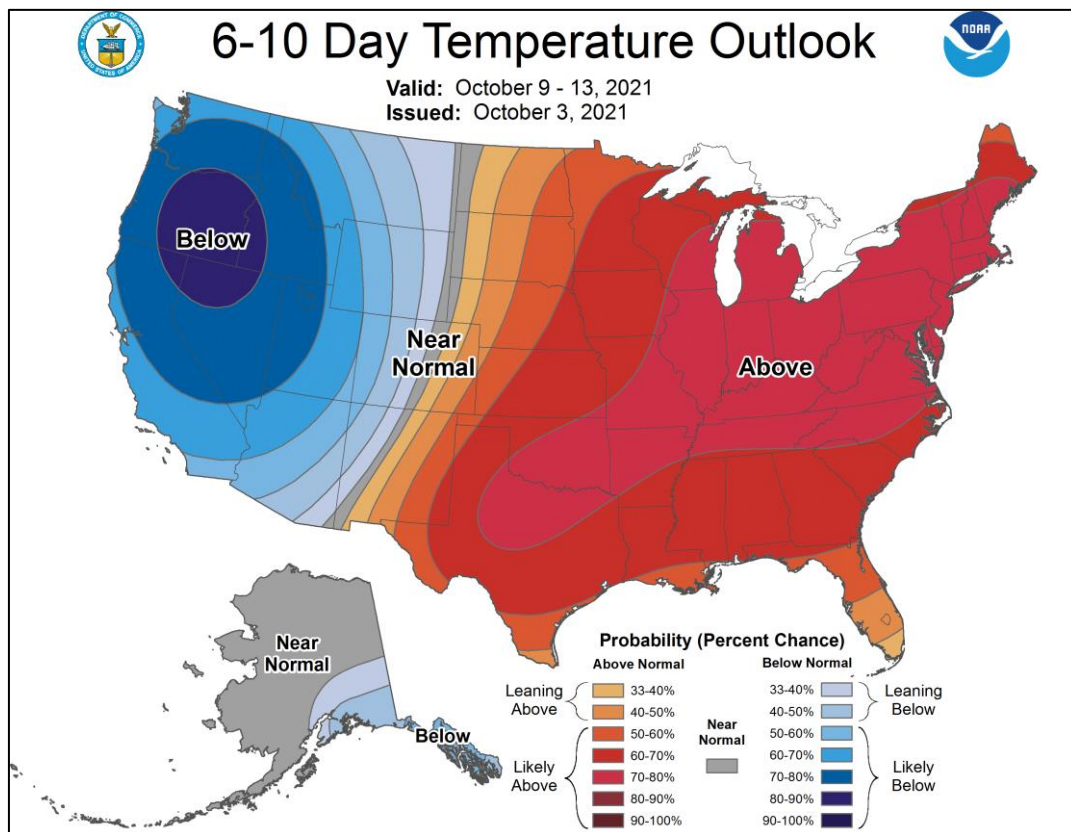
Precipitation & Excessive Rainfall



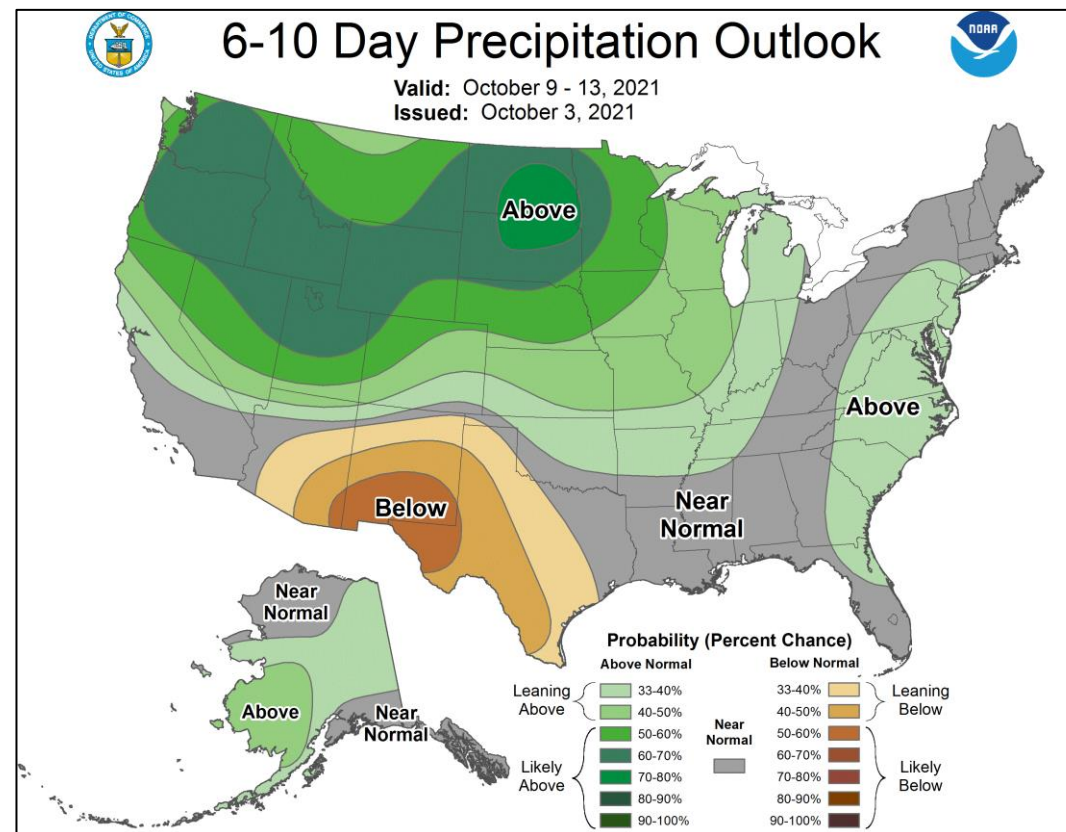
FEMA

National Watch Center

Long Range Outlooks – Oct 9-13



6-10 Day Temperature Probability



6-10 Day Precipitation Probability



FEMA

National Watch Center

Joint Preliminary Damage Assessments

Region	State / Location	Incident	IA	Number of Counties		Start – End
			PA	Requested	Complete	
I	MA	Severe Storms and Flooding Jul 16-21	IA	0	0	N/A
			PA	5	4	8/10 – TBD
	CT	Tropical Cyclone Ida Sep 1	IA	8	0	9/27 – TBD
			PA	8	0	9/27 – TBD
	RI	Tropical Cyclone Henri Aug 20-24	IA	0	0	N/A
			PA	2	0	9/23 – TBD
	RI	Ida Sep 1-2	IA	0	0	N/A
			PA	2	0	TBD
III	DE	Tropical Cyclone Ida Sep 1	IA	1	1	9/9 – 9/9
			PA	1	0	10/5 – TBD



FEMA

Declaration Requests in Process – 7

State / Tribe / Territory – Incident Description	Type	IA	PA	HM	Requested
KY – Severe Storms and Flooding (Appeal)	DR	X		X	Sep 9
DE – Remnants of Hurricane Ida	DR	X	X	X	Sep 17
NY – Remnants of Tropical Storm Fred	DR	X	X	X	Sep 17
NH – Severe Storms and Flooding	DR		X	X	Sep 20
MD – Remnants of Hurricane Ida	DR	X		X	Sep 27
MS – Hurricane Ida	DR	X	X	X	Sep 29
VA – Flooding, Landslides, and Mudslides	DR	X	X	X	Sep 30



FEMA

FEMA Common Operating Picture

FEMA HQ

NWC	NRCC
Monitoring	Level III

FEDERAL EMERGENCY MANAGEMENT AGENCY

Watch	RRCC
Monitoring	I Level III
Monitoring	II Rostered
Monitoring	III Rostered
Monitoring	IV Rostered
Monitoring	V Level III
Alt Loc Nightshift	VI Level III
Alt Location	VII Rostered
Monitoring	VIII Rostered
Monitoring	IX Rostered
Monitoring	X Level III

Notes:

- NRCC: COVID-19
- RRCCs: COVID-19
- RV RWC: Day Shift / Monitoring Night Shift / Remote Ops
- RVII RWC: COVID-19 Protocols

STATE EOCs

- PR: Earthquakes
- NY: TC Ida
- LA: Hurricane Ida
- CO, CA & ID: Wildfires

Major Disasters (DR): 69

Emergency Disasters (EM): 15

JFOS: 9 / VJFOs: 14

Staging Area

Declared County (non-COVID-19 Declarations)

Fully Activated

Partially Activated

Monitoring

As of 8:00 a.m. ET October 4, 2021
Created by FEMA NWC

IM CADRE AVAILABILITY SUMMARY
Cadres with 25% or Less Availability

Team Status	US&R >66%	MERS >66%	FCOs ≤1 Type I	IM WORKFORCE
Assigned:	28	36	58	14,378
Unavailable	9	0	1	3,199 (-62)
Deployed:	0	0 (-2)	54 (28 FCOR)	7,553 (-16)
Available:	19	36 (+2)	3	25% / 3,626 (+78)

Civil Rights: 14% (16/113); Disability Integration: 18% (11/61); External Affairs: 18% (94/525); Field Leadership: 12% (19/153); Hazard Mitigation: 14% (188/1,331); Human Resources: 16% (32/194); Information Technology: 16% (101/613); Operations: 15% (57/374); Public Assistance: 22% (617/2,843); Planning: 9% (43/455); Safety: 11% (10/88); Security: 21% (28/135)



FEMA

Helping people before, during, and after disasters.



Scan to subscribe to this briefing.