

FEMA National Watch Center

Daily Operations Briefing

Tuesday, October 5, 2021

8:30 a.m. ET



FEMA

National Current Ops / Monitoring

New Significant Incidents / Ongoing Ops

- None

Hazard Monitoring

- Heavy rain and flash flooding possible – Southeast to Tennessee Valley
- Tropical Activity:
 - Atlantic:
 - Post-Tropical Cyclone Sam (FINAL)
 - Disturbance 1: Low (10%)
 - Eastern Pacific:
 - Disturbance 1: Low (30%)

Disaster Declaration Activity

- Approved: Major Disaster Declaration – New Hampshire
- Requested: Major Disaster Declaration – Red Lake Band of Chippewa Indians
- FMAG Approved: Auburn Fire, SD

Event Monitoring

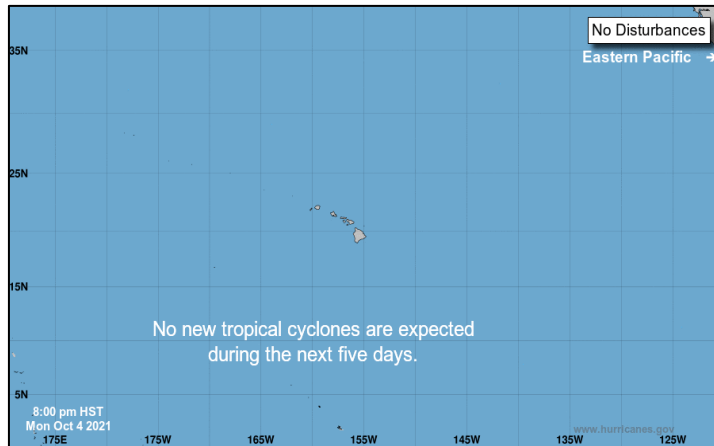
- None



FEMA

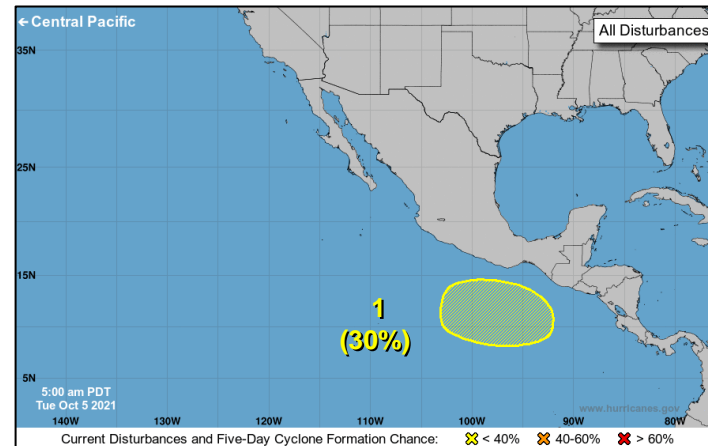
Tropical Outlook – Five Day

Central Pacific



- No new tropical cyclones are expected during the next five days

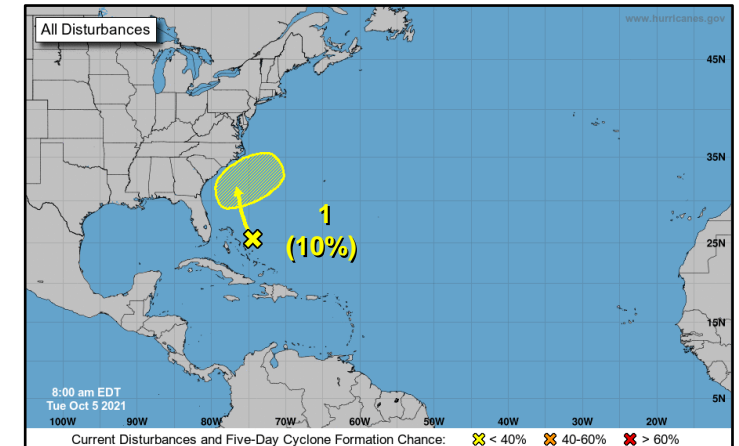
Eastern Pacific



Disturbance 1 (as of 8:00 a.m. ET)

- Could form south of the southern coast of Mexico in a few days
- Formation chance through 48 hours: Low (near 0%); 5 days: Low (30%)

Atlantic



Disturbance 1 (as of 8:00 a.m. ET)

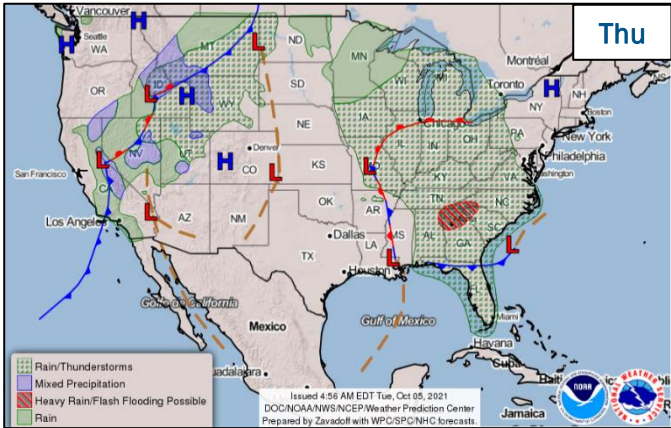
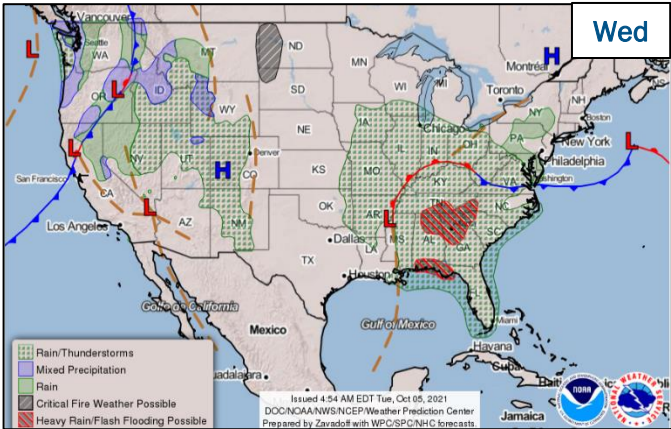
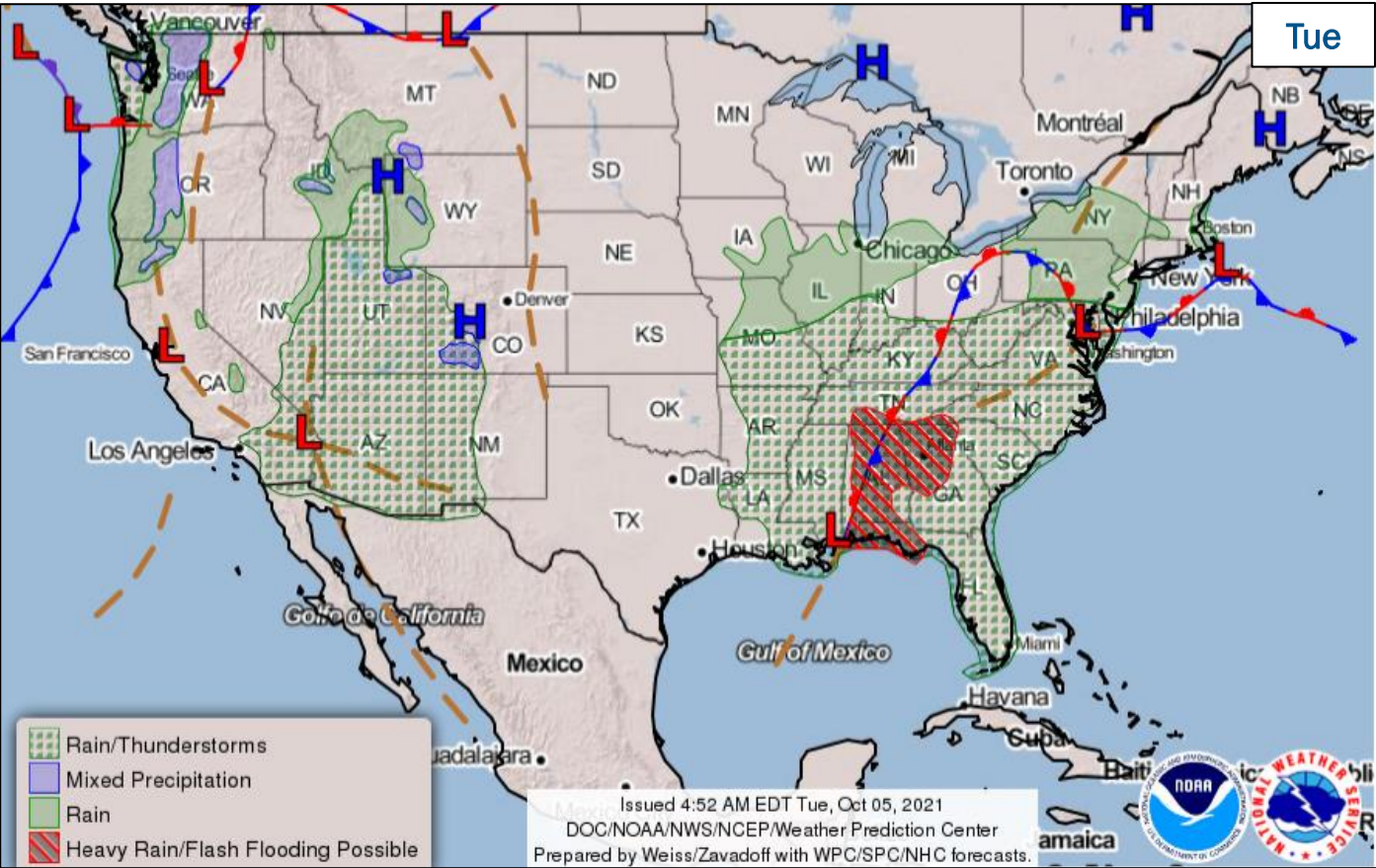
- Located over the southeastern Bahamas and adjacent southwestern Atlantic waters
- Formation chance through 48 hours: Low (near 0%); 5 days: Low (10%)



FEMA

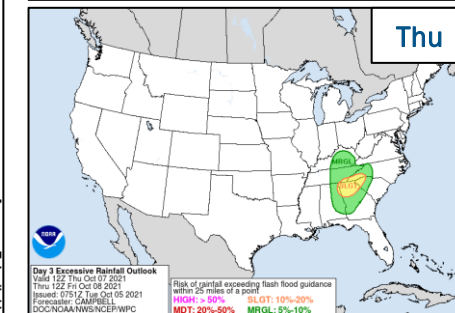
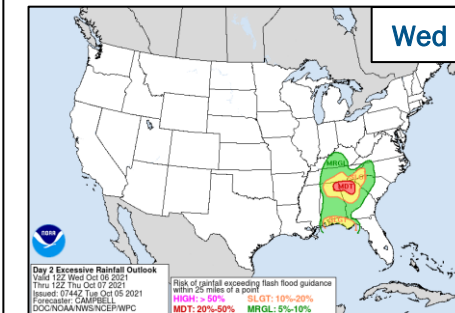
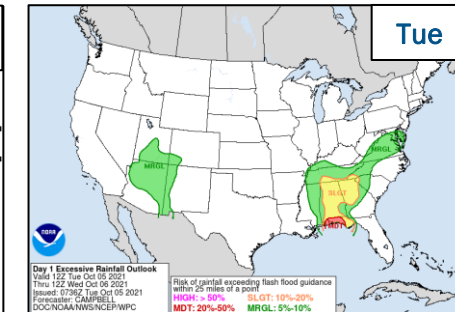
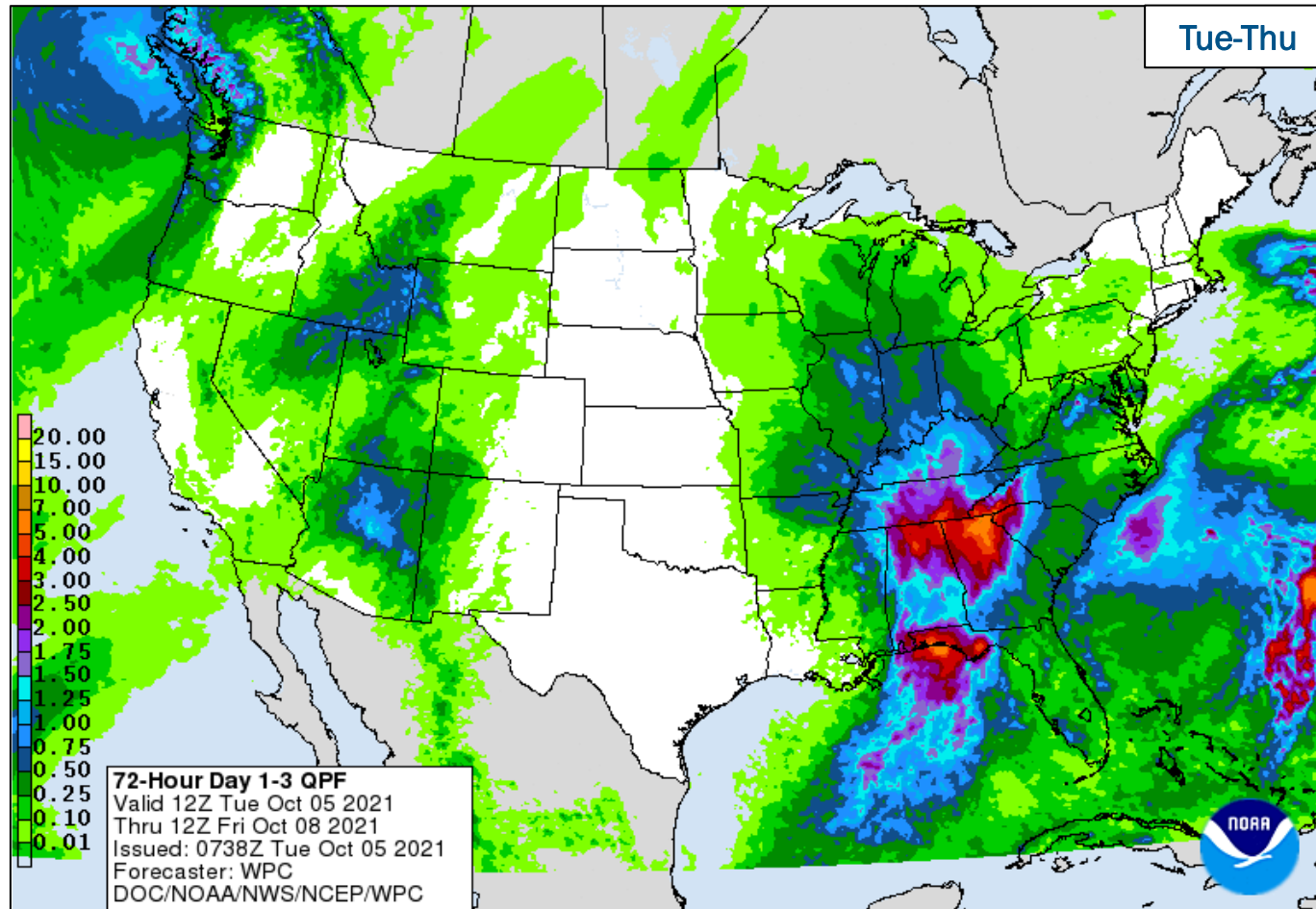
National Watch Center

National Weather Forecast



FEMA

Precipitation & Excessive Rainfall



FEMA

National Watch Center

Auburn Fire – South Dakota

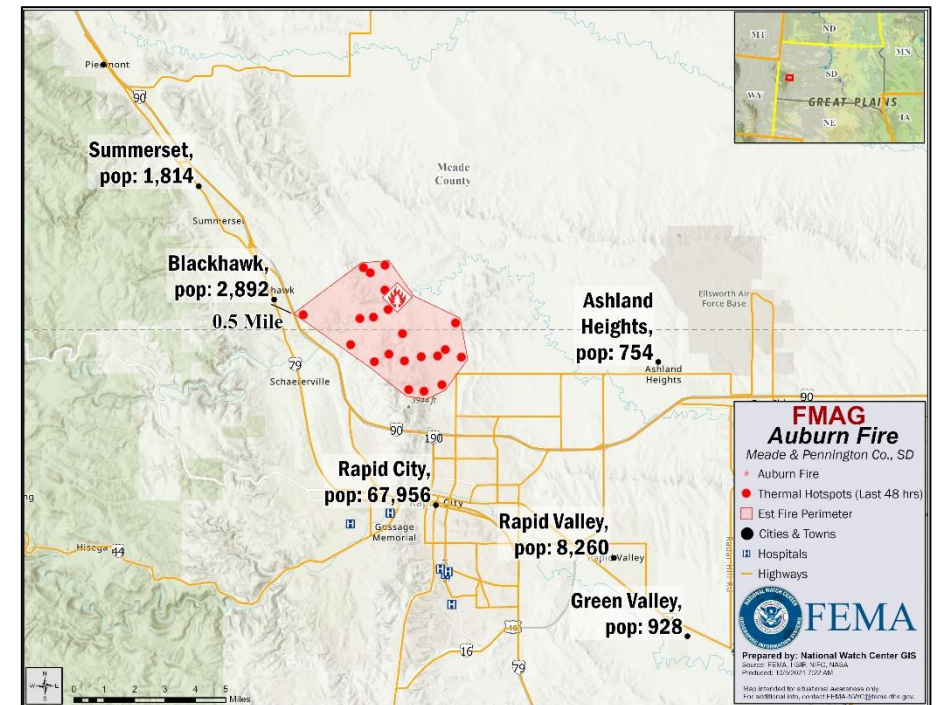
Fire Name (County, ST)	FMAG #	Acres Burned	Percent Contained	Evacuations	Structures (Homes / Other)			Fatalities / Injuries
					Threatened	Damaged	Destroyed	
Auburn (Pennington, SD)	XXXX-FM-SD	250-300	Unknown	M: 1,000	H: 500	H: 0	H: 0	0 / 0
				V: 0	O: 0	O: 0	O: 0	

Situation:

- The fire began on October 4 and is burning on state and private land in and around Rapid City, SD (population 80k)
- Threatening 500 homes and multiple power lines
- Mandatory evacuations in effect for 1,000 people

Response:

- SD EOC at Normal Operations
- FEMA Region VIII / Denver MOC and NWC continue to monitor
- FMAG approved Oct 4



FEMA

National Watch Center

Joint Preliminary Damage Assessments

Region	State / Location	Incident	IA	Number of Counties		Start – End
			PA	Requested	Complete	
I	MA	Severe Storms and Flooding Jul 16-21	IA	0	0	N/A
			PA	5	5 (+1)	8/10 – 10/1
	CT	Tropical Cyclone Ida Sep 1	IA	8	0	9/27 – TBD
			PA	8	0	9/27 – TBD
	RI	Tropical Cyclone Henri Aug 20-24	IA	0	0	N/A
			PA	2	0	9/23 – TBD
	RI	Ida Sep 1-2	IA	0	0	N/A
			PA	2	0	10/12 - TBD
III	DE	Tropical Cyclone Ida Sep 1	IA	1	1	9/9 – 9/9
			PA	1	0	10/5 – TBD



FEMA

Declaration Approved – New Hampshire

Declaration Type: Major Disaster Declaration FEMA-4624-DR-NH

Requested: Sep 20

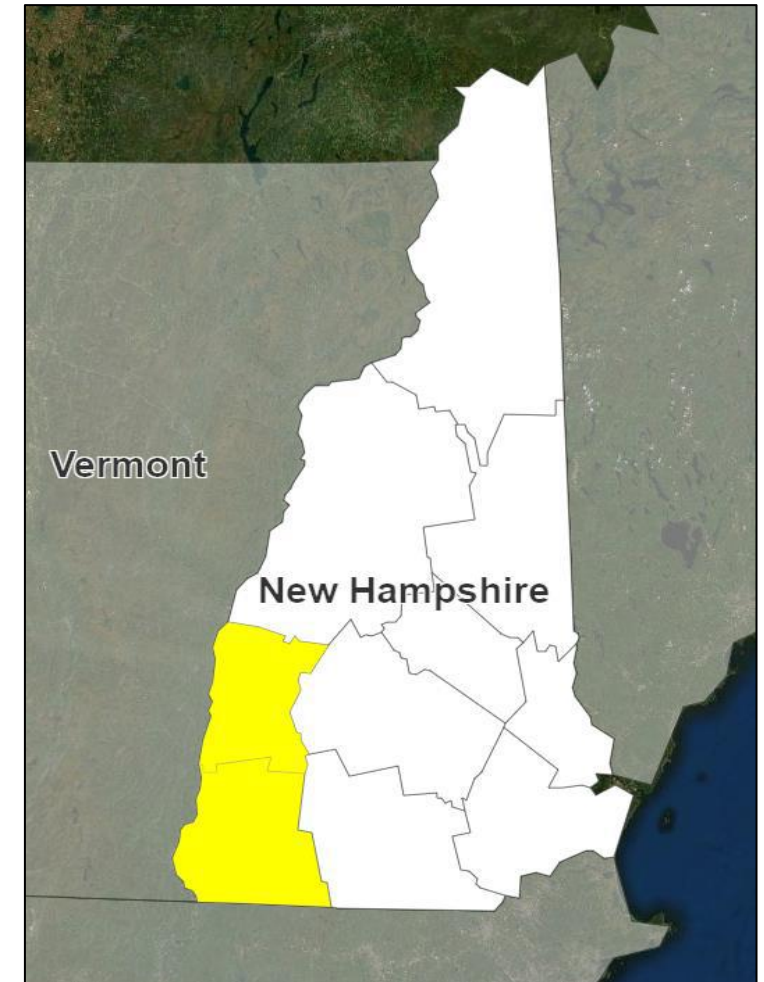
Date Approved: Oct 4

Incident: Severe Storm and Flooding

Incident Period: Jul 29-30, 2021

Provide:

- **PA:** 2 counties
- **Hazard Mitigation:** Statewide
- **FCO:** William Roy



■ PA



FEMA

National Watch Center

Declaration Request – Red Lake Band of Chippewa Indians

Declaration Type: Major Disaster Declaration

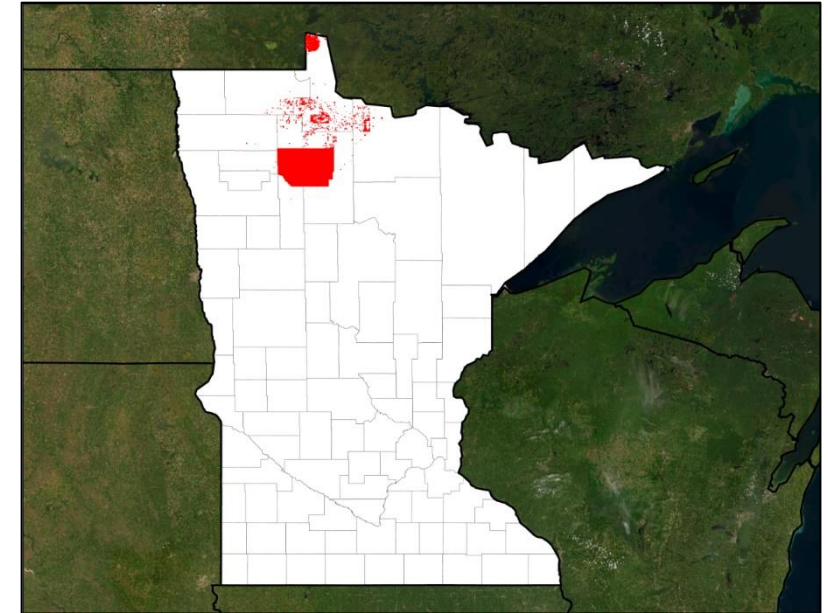
Requested: Sep 30

Incident: Severe Storms, Straight-Line Winds, and Tornadoes

Incident Period: Jul 26, 2021

Requested:

- **IA and PA:** Red Lake Band of Chippewa Indians
- **Hazard Mitigation:** Entire tribal area



■ IA & PA



FEMA

National Watch Center

Declaration Requests in Process – 7

State / Tribe / Territory – Incident Description	Type	IA	PA	HM	Requested
KY – Severe Storms and Flooding (Appeal)	DR	X		X	Sep 9
DE – Remnants of Hurricane Ida	DR	X	X	X	Sep 17
NY – Remnants of Tropical Storm Fred	DR	X	X	X	Sep 17
NH – Severe Storms and Flooding APPROVED	DR		X	X	Sep 20
MD – Remnants of Hurricane Ida	DR	X		X	Sep 27
MS – Hurricane Ida	DR	X	X	X	Sep 29
VA – Flooding, Landslides, and Mudslides	DR	X	X	X	Sep 30
RLBCI* – Severe Storms, Straight-line Winds, and Tornadoes	DR	X	X	X	Sep 30

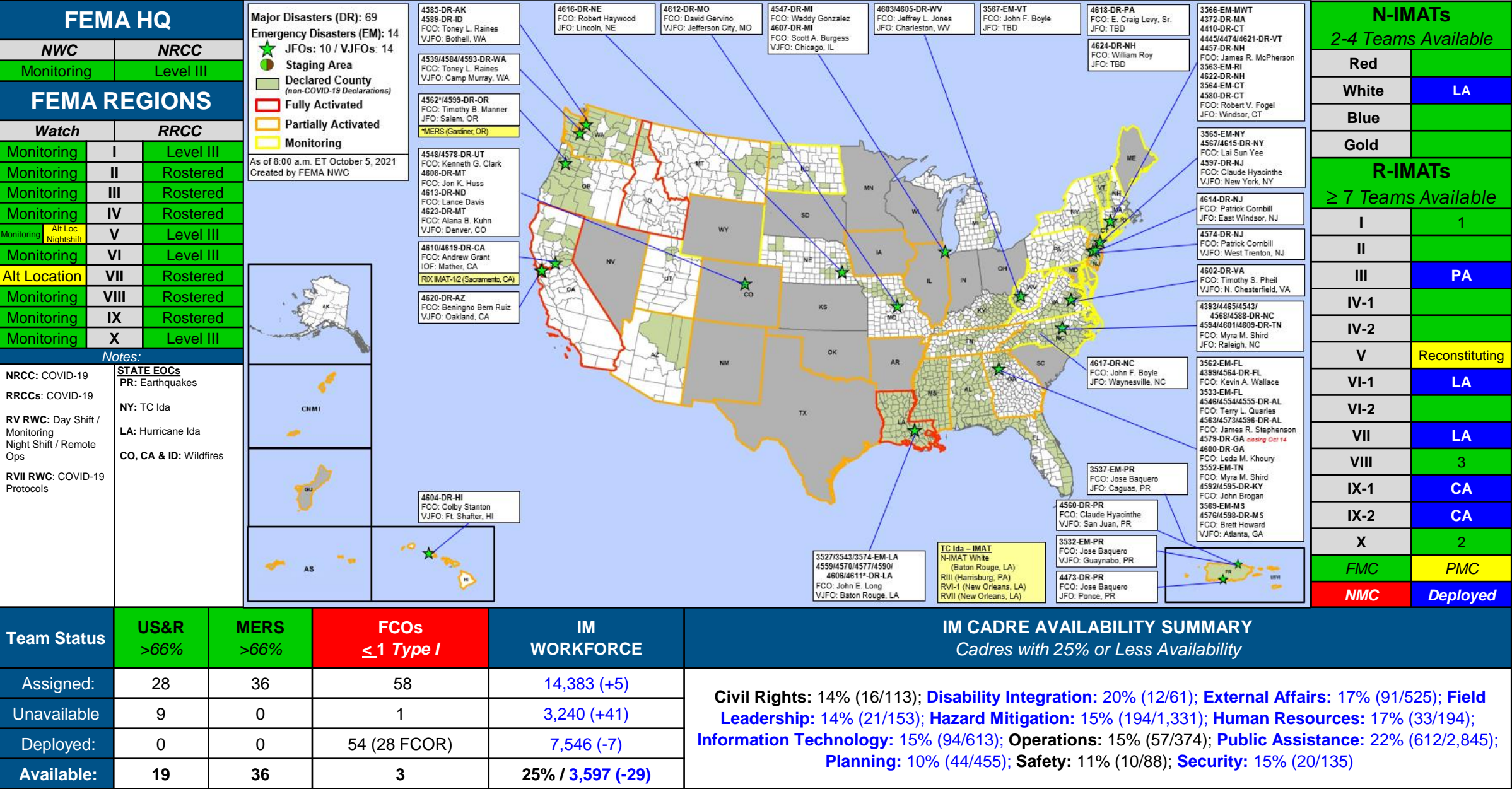
**Red Lake Band of Chippewa Indians*



FEMA

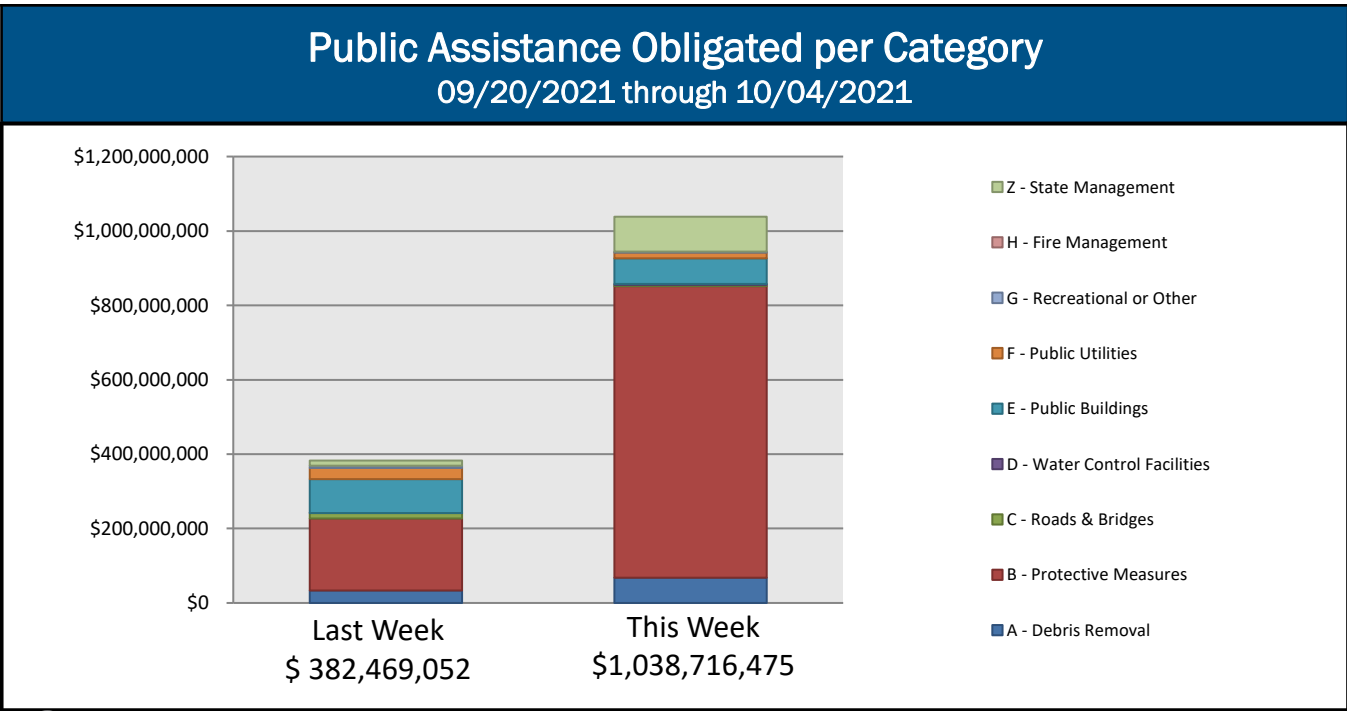
National Watch Center

FEMA Common Operating Picture



Public Assistance Grant Program

PA Project Worksheets Obligated										
in past week, as of 10/04/2021 at 1500 ET										
	Emergency Work		Permanent Work							
PA Category	A - Debris Removal	B - Protective Measures	C - Roads & Bridges	D - Water Control Facilities	E - Public Buildings	F - Public Utilities	G - Recreational or Other	H - Fire Management	Z - State Management	Total
Number Of PWs Obligated	58	203	39	4	74	35	19	0	63	495
Federal Share Obligated	\$67,709,560.89	\$783,994,407.74	\$3,537,246.94	\$2,040,080.18	\$69,560,540.59	\$15,176,215.91	\$2,369,025.81	\$0	\$94,329,396.48	\$1,038,716,474.54



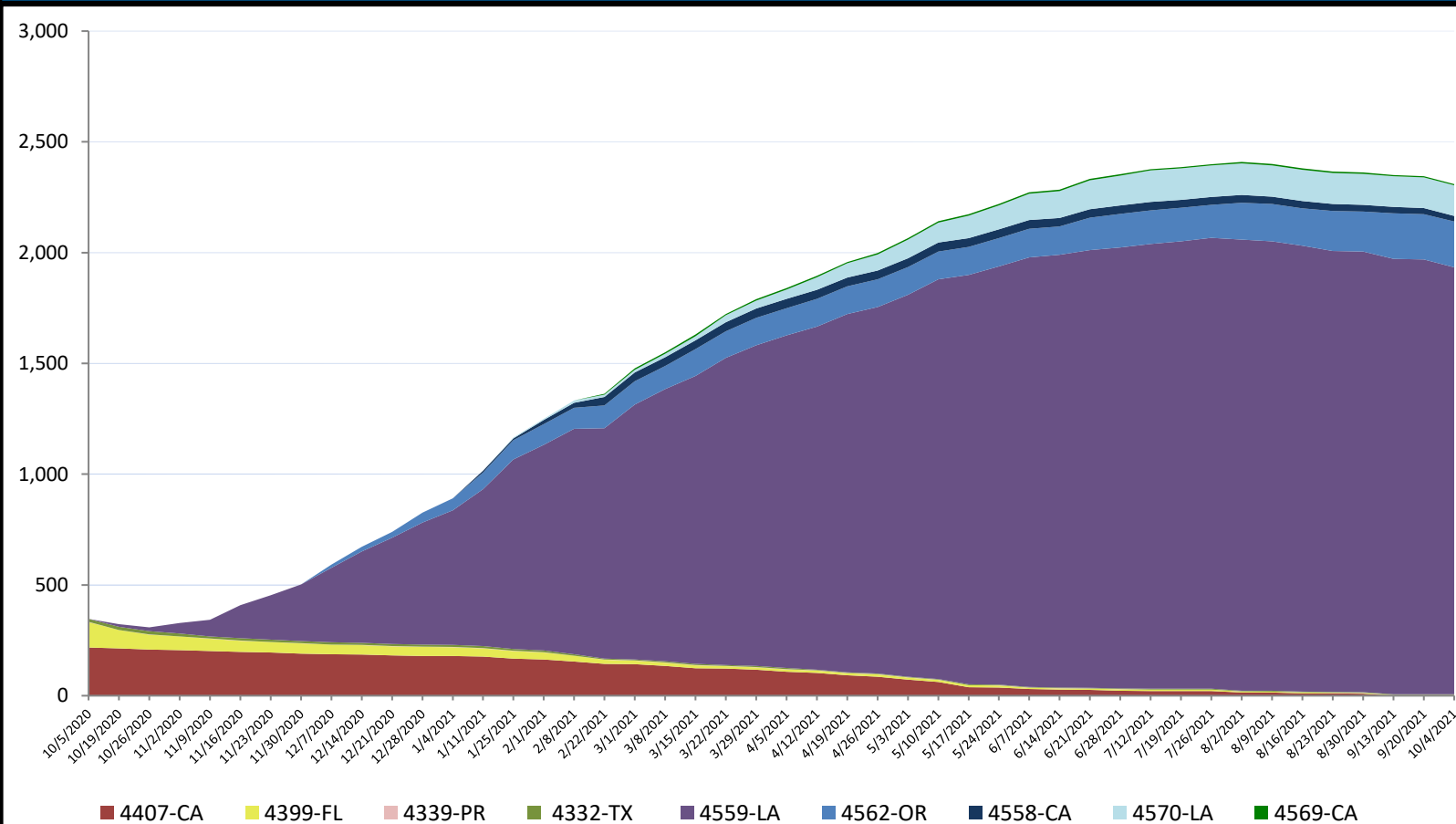
COVID-19 Obligated as of 10/04/2021
Total Public Assistance Obligated: \$30,730,264,754.00

This Week's PA Highlights
<ul style="list-style-type: none">In 4484-LA<ul style="list-style-type: none">\$243 Million obligated for Category B – Protective MeasuresIn 4486-FL<ul style="list-style-type: none">\$182 Million obligated for Category B – Protective MeasuresIn 4498-CO<ul style="list-style-type: none">\$120 Million obligated for Category B – Protective Measures

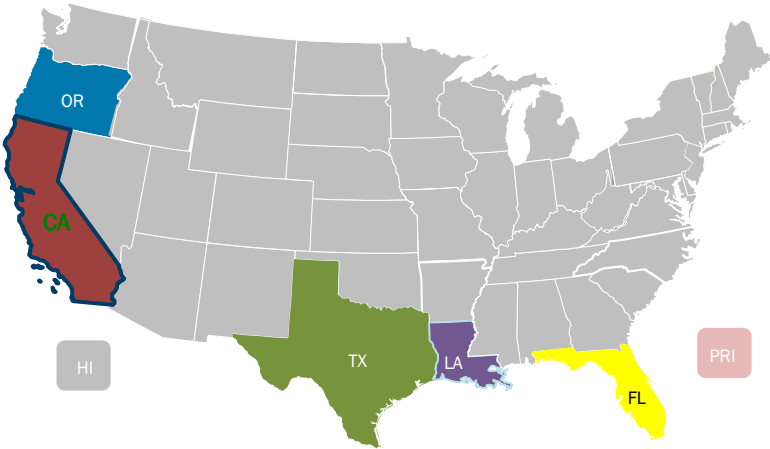
Direct Housing

Total Households in FEMA Direct Housing per State

Past Year per Week, 10/05/2020 – 10/04/2021. There are currently **2,309** Households Occupying **2,363** Temporary Units.



DR	IA Declaration Date	Program End Date	Current # of Households in Direct Housing (Weekly Change)
4570-LA	10/16/2020	4/16/2022	138 (-1)
4569-CA	10/16/2020	4/16/2022	5 (0)
4562-OR	9/15/2020	3/15/2022	206 (+1)
4559-LA	8/28/2020	2/28/2022	1927 (-35)
4558-CA	8/22/2020	2/22/2022	26 (-1)
4399-FL	10/11/2018	4/11/2020	3 (0)
4339-PR	9/20/2017	9/20/2019	1 (0)
4332-TX	8/25/2017	8/25/2019	3 (0)



States with Currently Occupied Units

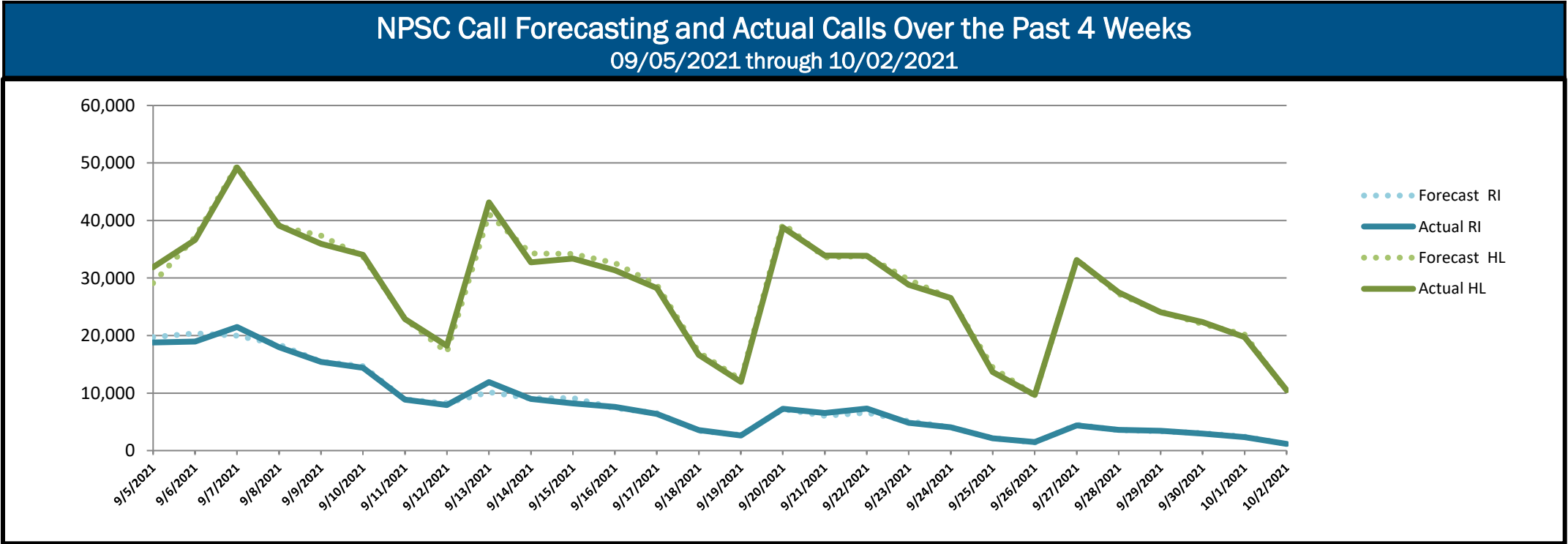


FEMA

National Watch Center

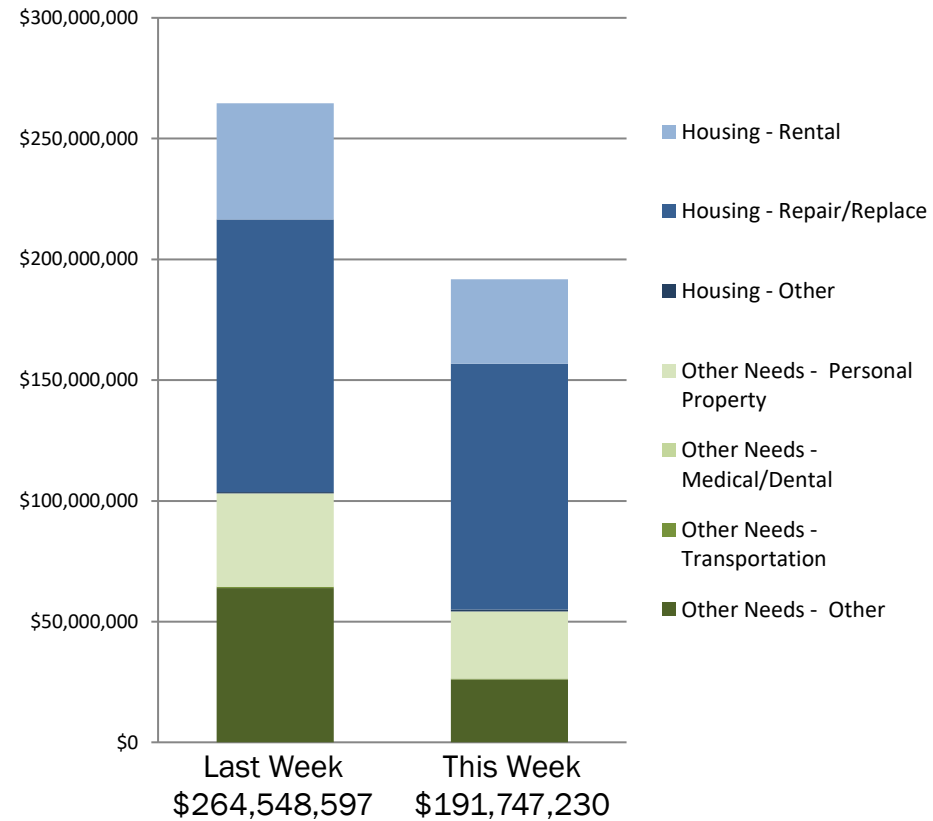
NPSC Call Activity

NPSC Call Activity in the Past Week		
09/26/2021 through 10/02/2021		
Call Type	Projected Calls	Actual Calls
Registration Intake:	19,468	19,406
Helpline:	146,562	146,950
Combined:	166,030	166,356



Individual Assistance Activity

IHP Approved per Category in the Past
2 Weeks – 09/20/2021 through 10/04/2021





FEMA

Helping people before, during, and after disasters.



Scan to subscribe to this briefing.