

FEMA National Watch Center

Daily Operations Briefing

Friday, October 15, 2021

8:30 a.m. ET



FEMA

National Current Ops / Monitoring

New Significant Incidents / Ongoing Ops

- Wildfire – CA

Hazard Monitoring

- Severe Thunderstorms possible – Tennessee/Ohio Valley through the Northeast
- Tropical Activity:
 - Atlantic:
 - Disturbance 1: Low (0%)

Disaster Declaration Activity

- Amendment No. 3 Issued

Event Monitoring


- None



FEMA

Tropical Outlook – Five Day

Central Pacific



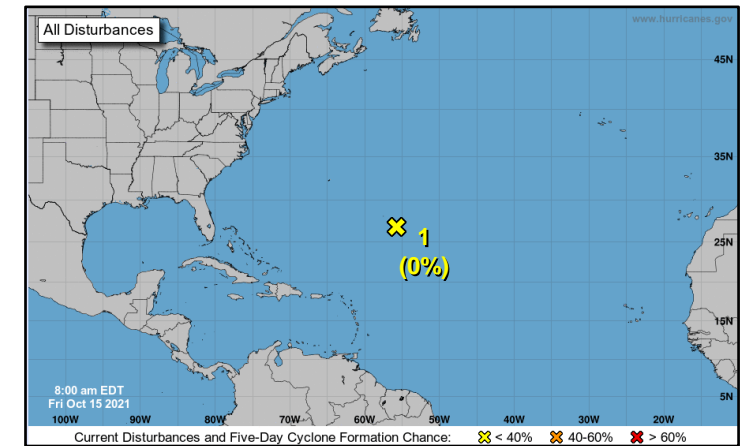
- No significant activity

Eastern Pacific



- No significant activity

Atlantic



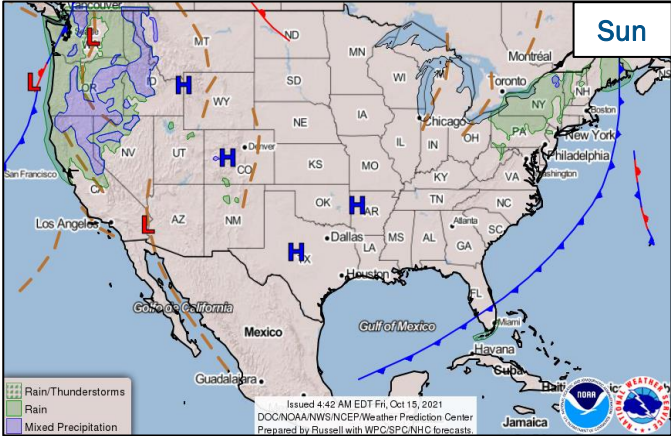
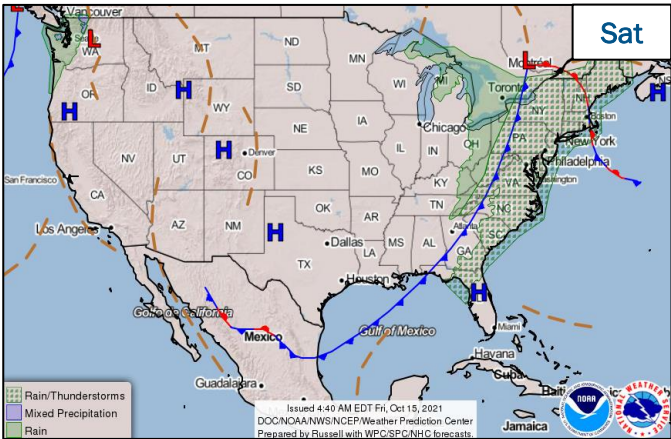
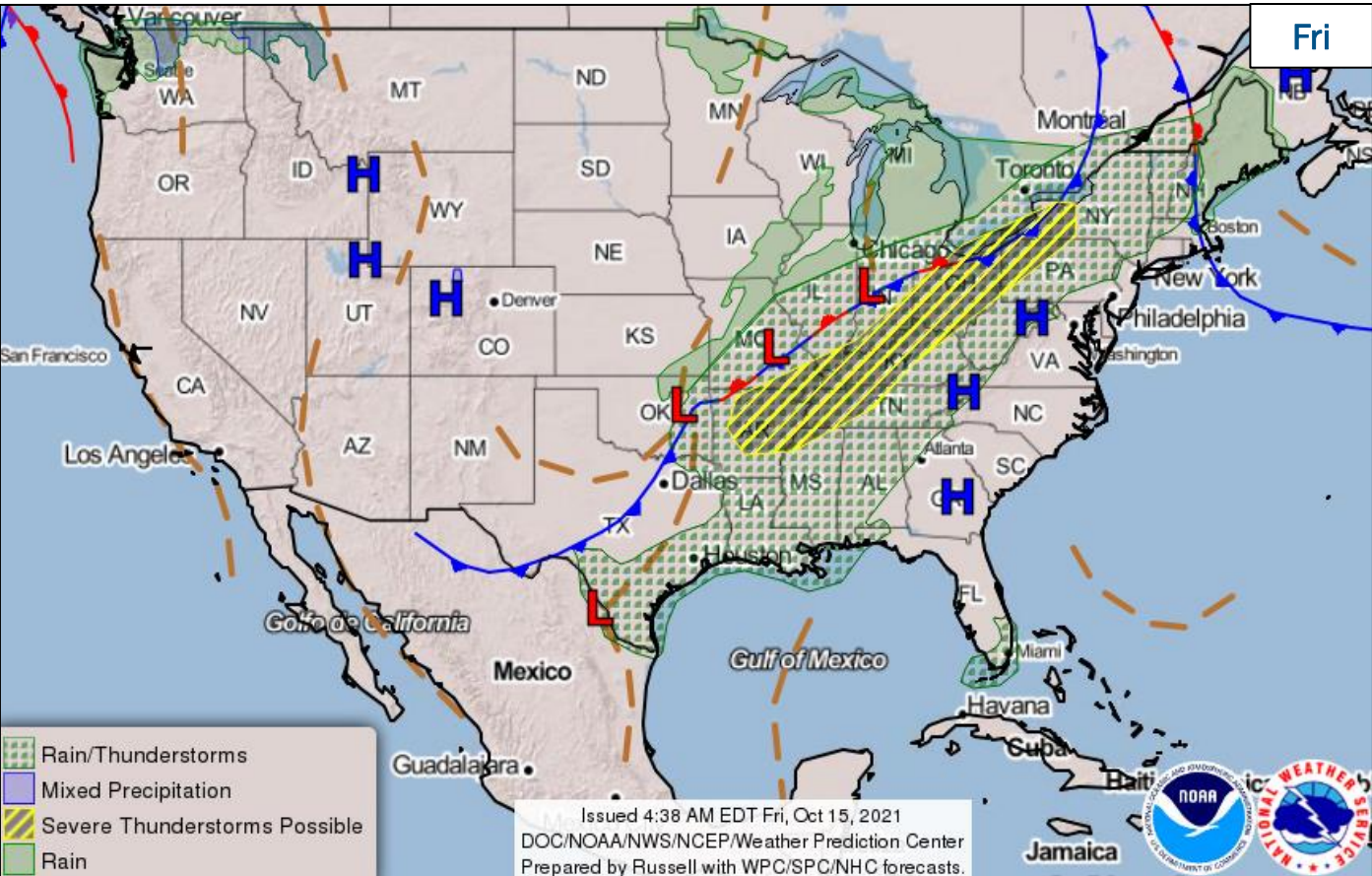
Disturbance 1 (as of 8:00 a.m. ET)

- Located 500 miles SE of Bermuda
- Conditions are unfavorable for development
- Formation chance: 48 hours: Low (0%);
5 days: Low (0%)



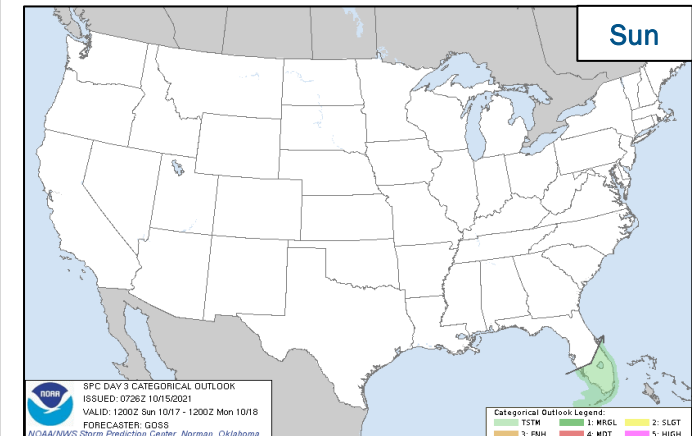
FEMA

National Weather Forecast



FEMA

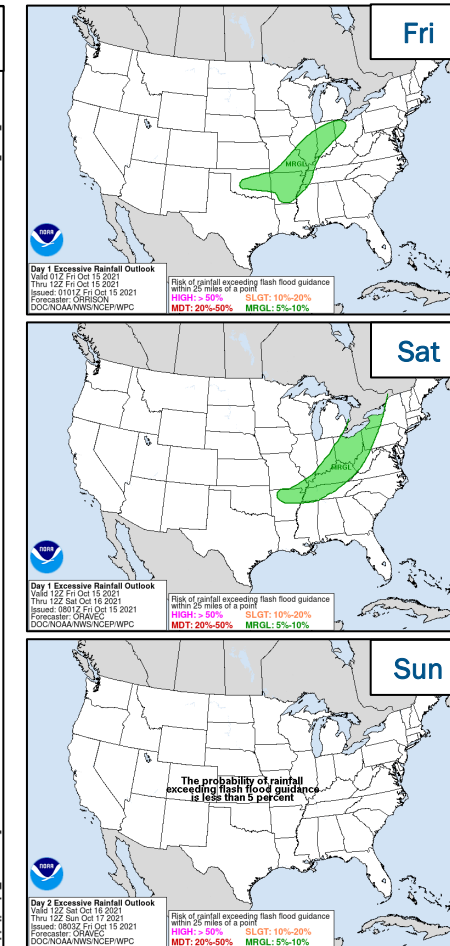
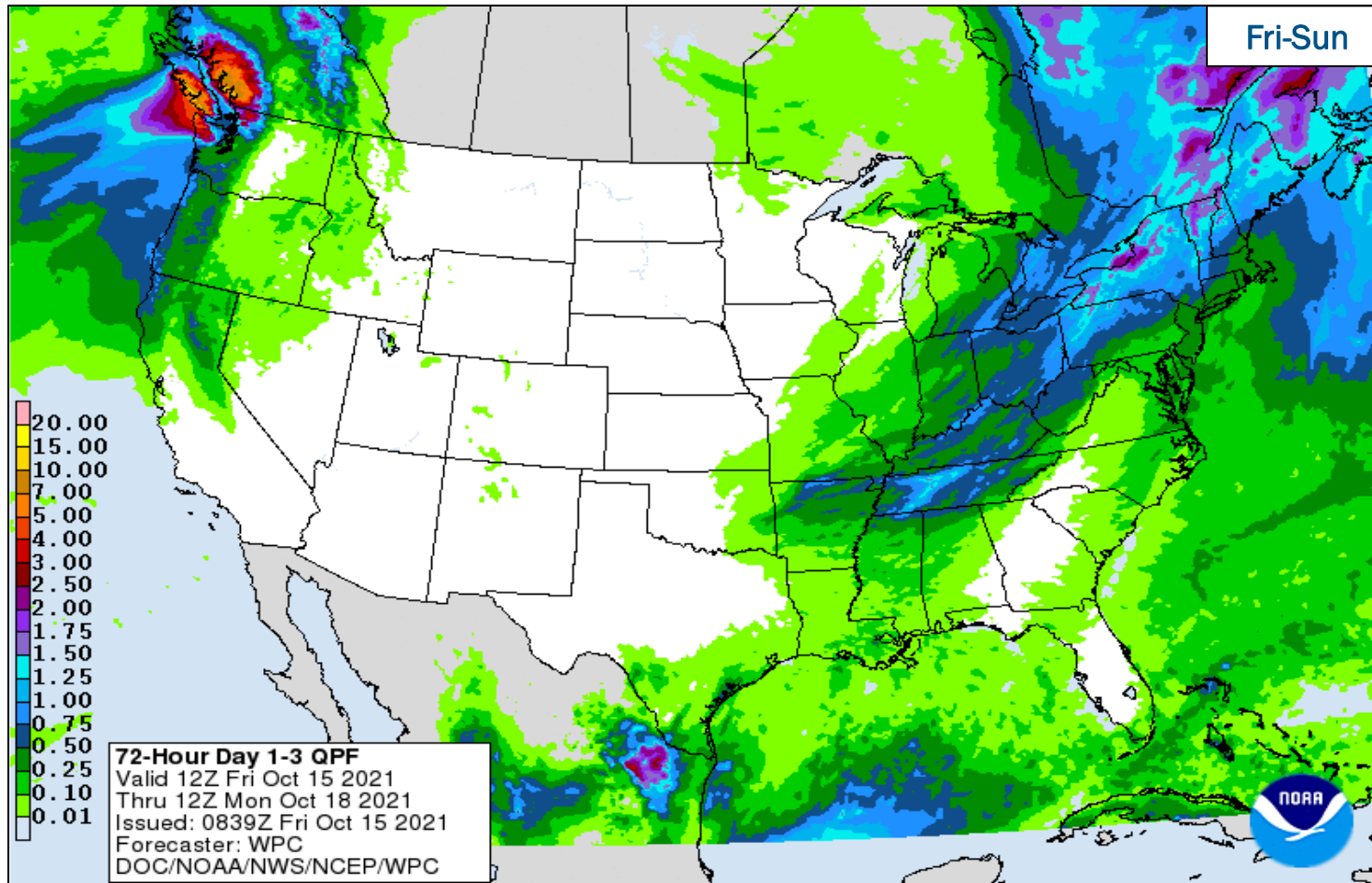
Severe Weather Outlook



FEMA

National Watch Center

Precipitation & Excessive Rainfall



FEMA

National Watch Center

Wildfire Summary

| Fire Name (County, ST) | FMAG # | Acres Burned | Percent Contained | Evacuations | Structures (Homes / Other) | | | Fatalities / Injuries |
|----------------------------------|------------|--------------------|----------------------|------------------|----------------------------|---------|-----------|--------------------------|
| | | | | | Threatened | Damaged | Destroyed | |
| Alisal (Santa Barbara, CA) | 5419-FM-CA | 16,801 (+1,359) | 11% (+6) | M: 878 (+378) | H: 439 (+239) | H: 0 | H: 2 (+1) | 0 / 1 |
| | | | | V: 600 | O: 5 (+2) | O: 0 | O: 2 (+2) | |

(Evacuations: M = Mandatory / V = Voluntary; Structures: H = Homes and Mixed Commercial/Residential / O = Non-residential Commercial/Other Minor Structures)



FEMA

National Watch Center

Joint Preliminary Damage Assessments

| Region | State / Location | Incident | IA | Number of Counties | | Start – End |
|--------|------------------|---|----|--------------------|----------|-------------|
| | | | PA | Requested | Complete | |
| I | CT | Tropical Cyclone Ida Sep 1 | IA | 8 | 0 | 9/27 – TBD |
| | | | PA | 8 | 0 | 9/27 – TBD |
| | RI | Tropical Cyclone Henri Aug 20-24 | IA | 0 | 0 | N/A |
| | | | PA | 2 | 0 | 9/23 – TBD |
| | RI | Ida Sep 1-2 | IA | 0 | 0 | N/A |
| | | | PA | 2 | 0 | 10/12 – TBD |
| III | DE | Tropical Cyclone Ida Sep 1 | IA | 1 | 1 | 9/9 – 9/9 |
| | | | PA | 1 | 0 | 10/7 – TBD |
| VI | NM | Severe Storms and Flooding Aug 12-16 | IA | 0 | 0 | N/A |
| | | | PA | 1 | 0 | 10/6 – TBD |



FEMA

Declaration Requests in Process – 7

| State / Tribe / Territory – Incident Description | Type | IA | PA | HM | Requested |
|---|------|----|----|----|-----------|
| DE – Remnants of Hurricane Ida | DR | X | X | X | Sep 17 |
| MS – Hurricane Ida | DR | X | X | X | Sep 29 |
| VA – Severe Storm, Flooding, Landslides, and Mudslides | DR | X | X | X | Sep 30 |
| RLBCI* – Severe Storm, Straight-line Winds, and Tornadoes | DR | X | X | X | Sep 30 |
| NM – Severe Storms and Flooding | DR | X | X | X | Oct 6 |
| TX – Ongoing Border Crisis – Appeal | EM | | X | X | Oct 7 |
| OR – Bootleg Fire | DR | X | | X | Oct 6 |

**Red Lake Band of Chippewa Indians*



FEMA

National Watch Center

Declaration Amendments

| Declaration | Number | Issued | Action |
|-----------------|--------|--------|---------------------------------------|
| FEMA-4618-DR-PA | 3 | 14 Oct | Adds 7 counties for Public Assistance |

FEMA Common Operating Picture

FEMA HQ

NWC

Monitoring

NRCC

Level III

FEMA REGIONS

Watch

Monitoring

RRCC

I

Level III

II

Rostered

III

Rostered

IV

Rostered

V

Level III

VI

Level III

VII

Rostered

VIII

Rostered

IX

Rostered

X

Level III

Notes:

NRCC: COVID-19

RRCCs: COVID-19

RV RWC: Day Shift / Monitoring
Night Shift / Remote Ops

RVII RWC: COVID-19 Protocols

STATE EOCs

PR: Earthquakes / Protest

NJ & NY: Remnants of Ida

CO, CA, & ID: Wildfires

Major Disasters (DR): 67

Emergency Disasters (EM): 14

★ JFOs: 9 / VJFOs: 14

● Staging Area

■ Declared County (non-COVID-19 Declarations)

□ Fully Activated

□ Partially Activated

□ Monitoring

As of 8:00 a.m. ET October 15, 2021
Created by FEMA NWC

4585-DR-AK

4589-DR-ID

4539/4584/4593-DR-WA

4562/4599-DR-OR

FCO: Kenneth G. Clark

4608-DR-MT

FCO: Jon K. Huss

4613-DR-ND

FCO: Lance Davis

4623-DR-MT

FCO: Alana B. Kuhn

4610/4619-DR-CA

FCO: Andrew Grant

RDX IMAT-2 (Sacramento, CA)

4620-DR-AZ

FCO: Benigno Bern Ruiz

4604-DR-HI

FCO: Colby Stanton

4616-DR-NE

FCO: Robert Haywood

4612-DR-MO

FCO: David Gervino

4547-DR-MI

FCO: Waddy Gonzalez

4607-DR-MI

FCO: Scott A. Burgess

4618-DR-PA

FCO: E. Craig Levy, Sr.

3567-EM-VT

FCO: John F. Boyle

4603/4605-DR-WV

FCO: Jeffrey L. Jones

4624-DR-NH

FCO: William Roy

3566-EM-MWT

4372-DR-MA

4445/4474/4621-DR-VT

FCO: James R. McPherson

3563-EM-RI

3564-EM-CT

4410/4580-DR-CT

FCO: Robert V. Fogel

4457/4622-DR-NH

FCO: William Roy

3565-EM-NY

4567/4615/4625-DR-NY

FCO: Lai Sun Yee

4597-DR-NJ

FCO: Claude Hyacinthe

4614-DR-NJ

FCO: Patrick Cornbill

4574-DR-NJ

FCO: Patrick Cornbill

4602-DR-VA

FCO: Timothy S. Pheil

4393/4465/4543/4568/4588-DR-NC

4594/4601/4609-DR-TN

FCO: Myra M. Shird

3562-EM-FL

4399/4564-DR-FL

FCO: Kevin A. Wallace

3533-EM-FL

4546/4554/4555-DR-AL

FCO: Terry L. Quarles

4563/4573/4596-DR-AL

FCO: James R. Stephenson

4600-DR-GA

FCO: Leda M. Khoury

3552-EM-TN

FCO: Myra M. Shird

4592/4595-DR-KY

FCO: John Brogan

3569-EM-MS

4576/4598-DR-MS

FCO: Brett Howard

4560-DR-PR

FCO: Claude Hyacinthe

3532-EM-PR

FCO: Jose Baquero

4473-DR-PR

FCO: Jose Baquero

3527/3543/3574-EM-LA

4559/4570/4577/4590/4606/4611-DR-LA

FCO: John E. Long

IC Ida - IMAT

N-IMAT White (Baton Rouge, LA)

RIII (Harrisburg, PA)

RVI-1 (New Orleans, LA)

N-IMATs

2-4 Teams Available

Red

White

Blue

Gold

R-IMATs

≥ 7 Teams Available

I

II

III

IV-1

IV-2

V

VI-1

VI-2

VII

VIII

IX-1

IX-2

X

FMC

NMC

2

PA

3

LA

PMC

CA

1

PMC

Deployed

Team Status

US&R

MERS

FCOs

IM

WORKFORCE

Assigned:

28

36

58

14,392 (+8)

Civil Rights: 16% (18/113); Disaster Field Training Operations: 24% (29/123); Disability Integration: 21% (13/62); External Affairs: 16% (86/524); Environmental Planning and Historic Preservation: 22% (189/850); Field Leadership: 11% (17/153); Hazard Mitigation: 13% (174/1,332); Human Resources: 13% (25/194); Information Technology: 21% (128/612); Logistics: 25% (363/1,437); Operations: 16% (59/377); Public Assistance: 21% (598/2,838); Planning: 13% (59/460); Safety: 15% (13/84); Security: 15% (21/137)

Unavailable:

9

0

1

3,128 (-48)

Deployed:

0

0

52 (29 FCOR)

7,553 (+2)

Available:

19

36

5

26% (+1) / 3,711 (+54)



FEMA

Helping people before, during, and after disasters.



Scan to subscribe to this briefing.