

The Disaster Center is dedicated to the idea that disaster mitigation is cost effective and individuals pursuing their own interest are the greatest potential force for disaster reduction.

Please consider making a small donation to the Disaster Center



When disaster mitigation is cost effective, we are on the road to bringing disasters to an end.



FEMA

Daily Operations Briefing

Tuesday, October 23, 2018

8:30 a.m. EDT

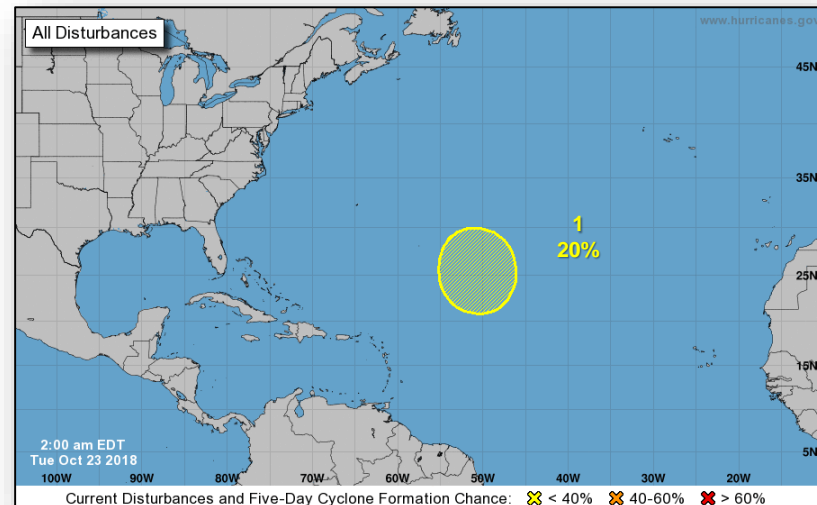
Tropical Outlook – Atlantic



FEMA

Disturbance 1 (as of 2:00 a.m. EDT)

- Several hundred miles ENE of northern Leeward Islands
- Some tropical or subtropical development possible by the weekend
- Formation chance through 48 hours: Low (near 0%)
- Formation chance through 5 days: Low (20%)



Tropical Outlook – Eastern Pacific

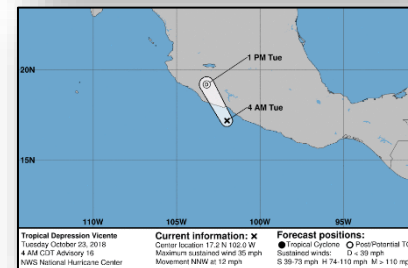


Hurricane Willa (CAT 4) (Advisory #13 as of 5:00 a.m. EDT)

- About 75 miles SW of Las Islas Marias, Mexico
- Moving N at 5 mph
- Maximum sustained winds 130 mph
- Hurricane-force winds extend outward up to 35 miles
- Tropical storm-force winds extend out 125 miles

Tropical Depression Vicente (Advisory #16 as of 5:00 a.m. EDT)

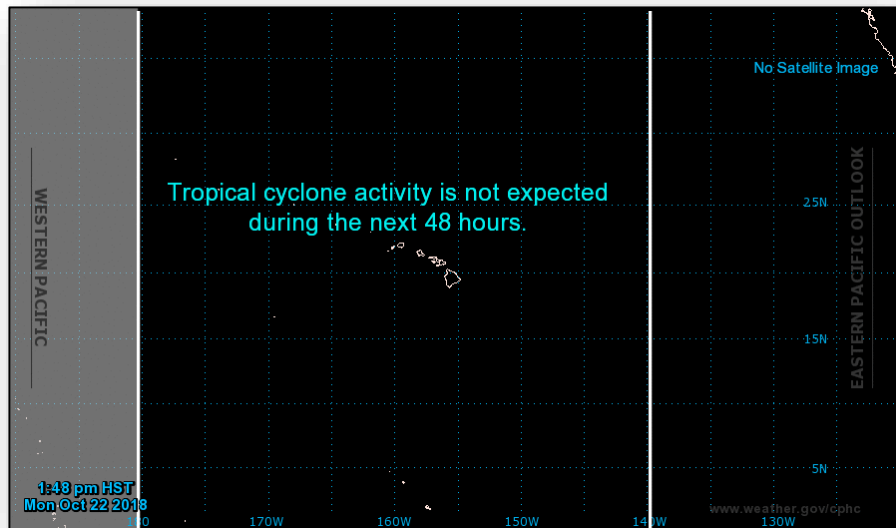
- 55 miles SSE of Lazaro Cardenas, Mexico
- Moving NNW at 12 mph
- Maximum sustained winds 35 mph
- Expected to dissipate later today



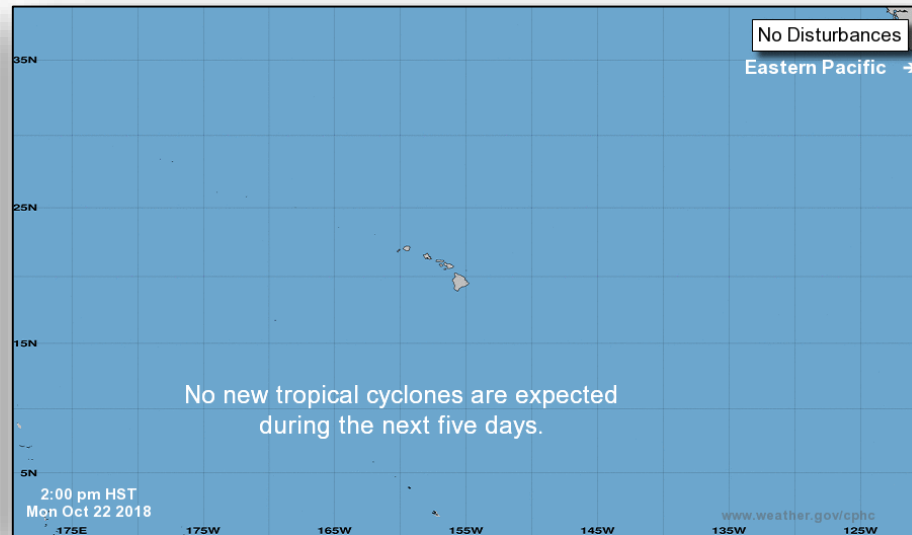
Tropical Outlook – Central Pacific



FEMA



48 Hour Outlook



5 Day Outlook

Tropical Outlook – Western Pacific



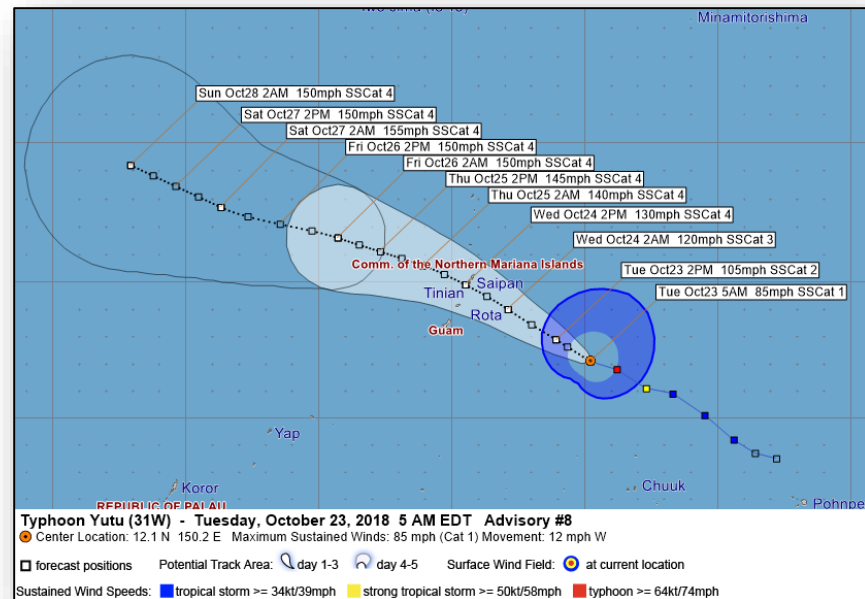
FEMA

Typhoon Yutu (Advisory # 8 as of 5:00 a.m. EDT)

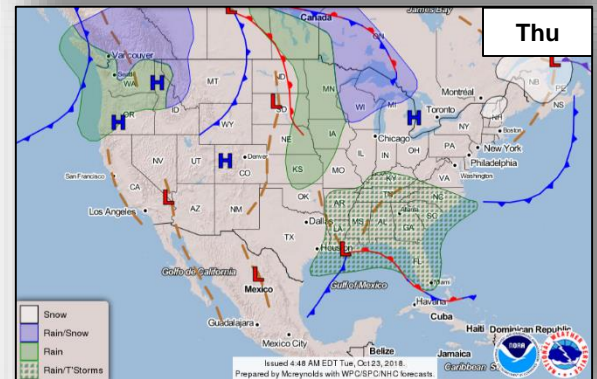
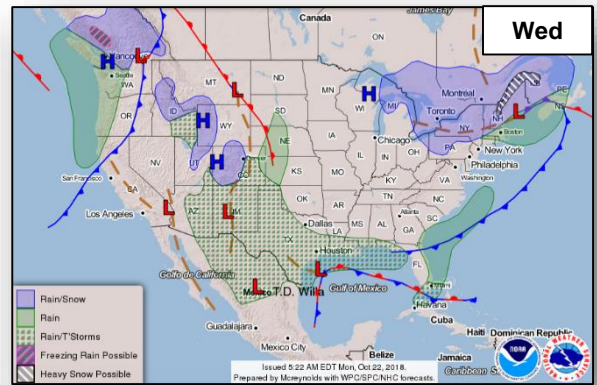
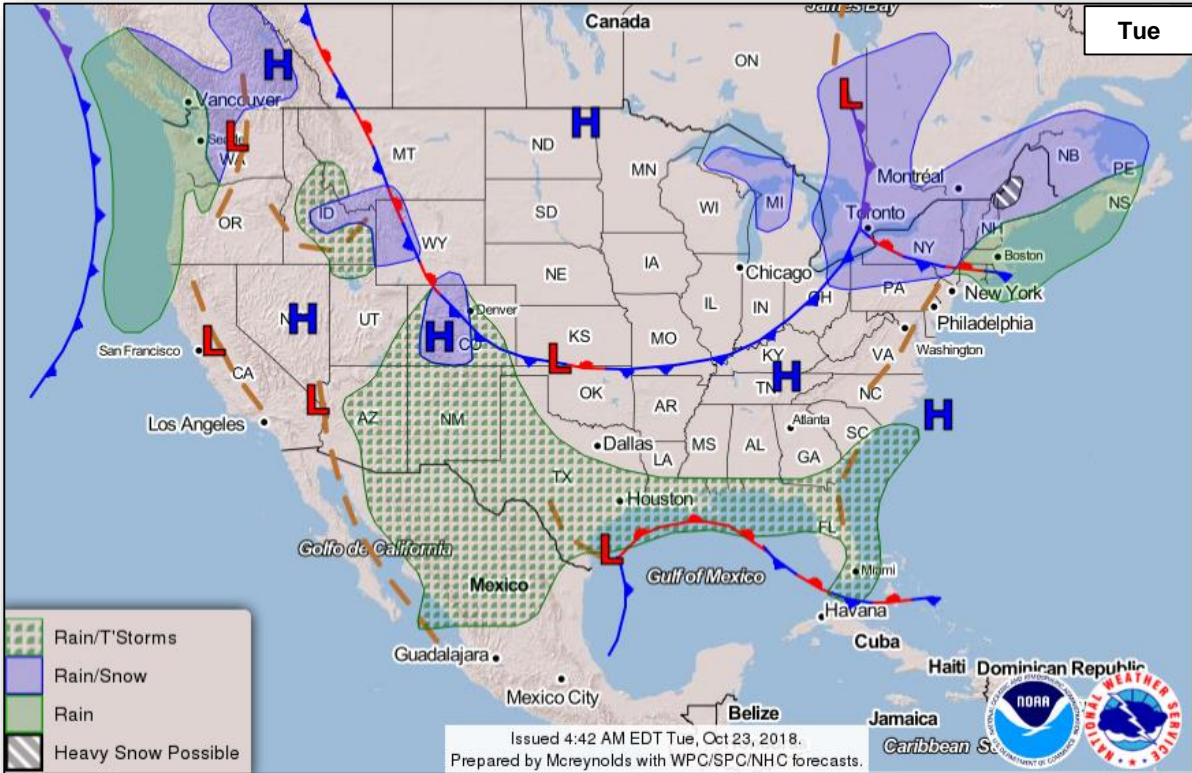
- 365 miles SE of Tinian
- Maximum sustained winds 85 mph; Moving WNW at 12 mph
- Typhoon force winds extend 60 miles; Tropical storm force winds extend 200 miles
- Typhoon Warnings in effect for Tinian, Saipan, and Rota
- Tropical Storm Warning in effect for Guam
- Tropical Storm Watch in effect for the far northern islands

Preparations

- Guam EOC at Normal Operations
- CNMI EOC at Full Activation
- FEMA Region IX RWC at Steady State, continues to monitor
- FEMA Region IX IMAT-2 and LNOs deployed to Guam
- FEMA ISB team and MERS assets deployed to Guam
- HHS deployed DMAT and Incident Response Coordination Team (ICRT) to Guam
- FEMA Response Operations Cell activated



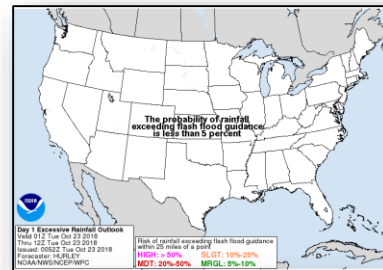
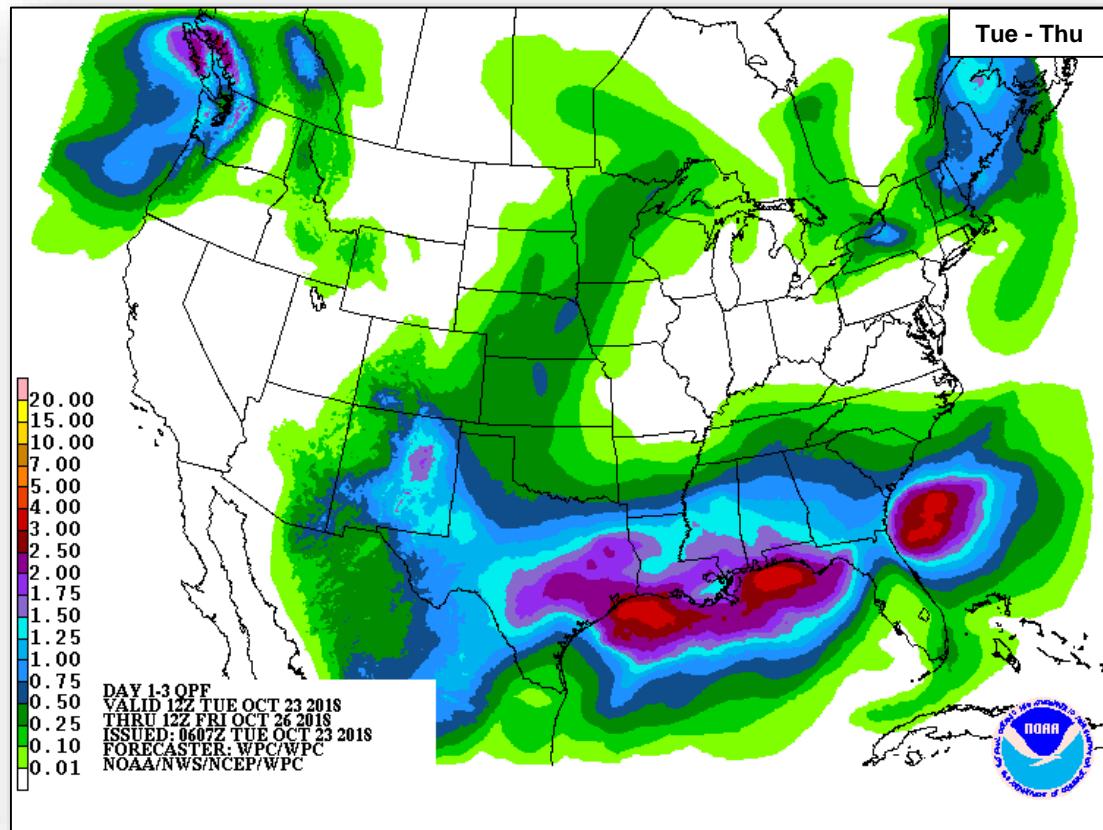
National Weather Forecast



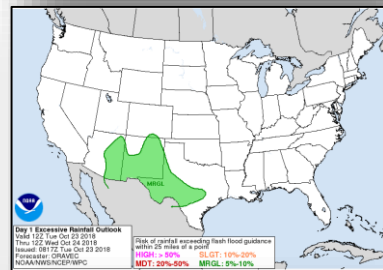
Precipitation / Excessive Rainfall Forecast



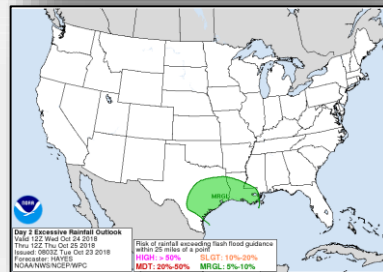
FEMA



Tue



Wed

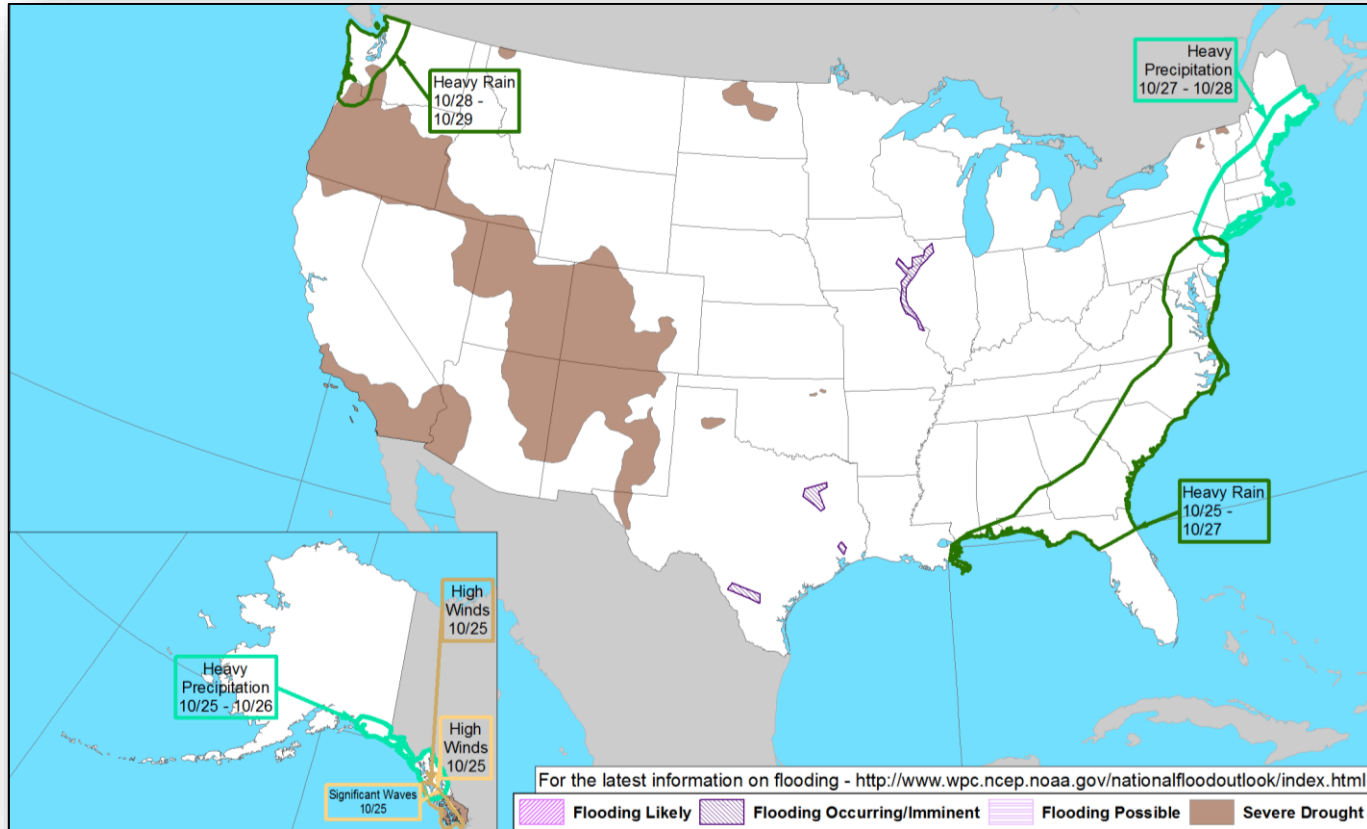


Thu

Hazards Outlook – Oct 25-29



FEMA



Disaster Requests & Declarations



FEMA

Declaration Requests in Process					Requests APPROVED (since last report)	Requests DENIED (since last report)
1	IA	PA	HM	Date Requested	0	0
NC – DR (Appeal) Severe Storms, Flooding, Landslides, and Mudslides	X	X	X	September 19, 2018		

Disaster Amendments



FEMA

Amendment	Date Issued	Action
Amendment No. 1 to FEMA-3405-EM-FL	October 22, 2018	Incident period closed effective October 19, 2018
Amendment No. 7 to FEMA-4393-DR-NC	October 22, 2018	Adds 4 counties for PA
Amendment No. 4 to FEMA-4399-DR-FL	October 22, 2018	Adjusts cost sharing arrangements
Amendment No. 5 to FEMA-4399-DR-FL	October 22, 2018	Incident period closed effective October 19, 2018

Joint Preliminary Damage Assessments



FEMA

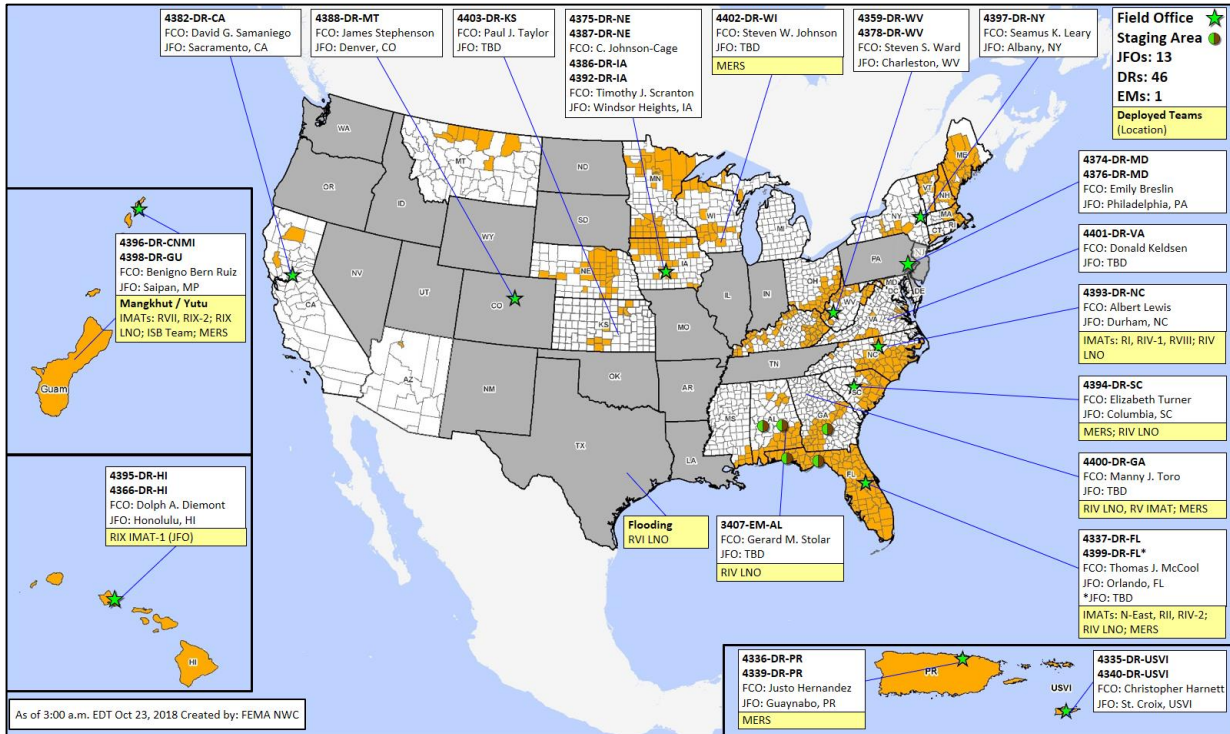
Region	State / Location	Event	IA / PA	Number of Counties		Start – End
				Requested	Completed	
III	PA	Severe Weather August 10-15, 2018	IA	14	14	9/5 – 9/26
			PA	16	11	9/5 – TBD
IV	AL	Hurricane Michael October 8, 2018 and continuing	IA	4	1	10/23 - TBD
			PA	6	0	10/23 - TBD
IX	Tohono O'odham Nation (AZ)	Flooding September 30 – October 2, 2018	IA	1	0	10/23 – TBD
			PA	1	0	10/23 - TBD

Readiness – Deployable Teams and Assets



FEMA

Resource	Force Strength	Available	Deployed	Other	Cadres with 25% or Less Availability
IM Workforce	12,292 ▼	2,039 ▼ 17%	6,747 ▲	3,506	DSA 8% (71/849); EA 21% (121/570); EHP 6% (27/427); ER 2% (1/43); FL 16% (25/159); FM 21% (58/273); HM 12% (122/1,020); HR 12% (29/249); IA 22% (630/2,912); IT 10% (65/635); LOG 11% (136/1,191); OPS 16% (44/276); PA 9% (160/1,910); PLAN 15% (51/343); SAF 4% (2/57); SEC 1% (1/117)
National IMATs* (1-2 Teams)	East : Composite: West:	Deployed Available B-2			<div>4382-DR-CA FCO: David G. Samaniego JFO: Sacramento, CA</div> <div>4388-DR-MT FCO: James Stephenson JFO: Denver, CO</div> <div>4403-DR-KS FCO: Paul J. Taylor JFO: TBD</div> <div>4375-DR-NE 4387-DR-NE FCO: C. Johnson-Cage</div> <div>4386-DR-IA 4392-DR-IA FCO: Timothy J. Scranton JFO: Windsor Heights, IA</div> <div>4402-DR-WI 4378-DR-WV FCO: Steven W. Johnson JFO: TBD</div> <div>4359-DR-WV 4378-DR-WV FCO: Steven S. Ward JFO: Charleston, WV</div> <div>4397-DR-NY FCO: Seamus K. Leary JFO: Albany, NY</div>
Regional IMATs (≤ 3 Teams)	Assigned: Available: PMC / NMC: Deployed:	13 1 2 (-1) 10 (+1)			<div>4396-DR-CNMI 4398-DR-GU FCO: Benigno Bern Ruiz JFO: Saipan, MP</div> <div>4395-DR-HI 4366-DR-HI FCO: Dolph A. Diemont JFO: Honolulu, HI</div> <div>4393-DR-NC FCO: Albert Lewis JFO: Durham, NC</div> <div>4394-DR-SC FCO: Elizabeth Turner JFO: Columbia, SC</div> <div>4400-DR-GA FCO: Manny J. Toro JFO: TBD</div> <div>4337-DR-FL 4399-DR-FL* FCO: Thomas J. McCool JFO: Orlando, FL</div> <div>4335-DR-USVI 4340-DR-USVI FCO: Christopher Harnett JFO: St. Croix, USVI</div>
National ISBs (0 Teams)	Team A Team B Team C	Deployed Deployed Deployed			
US&R (>66%)	Assigned: Available: PMC / NMC: Deployed:	28 24 (+2) 4 (-2) 0			
MERS (>33-65%)	Assigned: Available: PMC / NMC: Deployed:	36 19 0 17			
FCO (≥3 Type I)	Assigned: Available: PMC / NMC: Deployed:	32 5 (-2) 1 26 (+2)			
FDRC (≥3)	Assigned: Available: PMC / NMC: Deployed:	13 4 2 7			



* **B-2 Status:** Assemble ≤ 2-hrs, On Site ≤ 18-hrs; **B-48 Status:** Assemble and deploy ≤ 48hrs; **Charlie Status:** No team assemble time requirement

FEMA Readiness – Activation Teams



FEMA

Status		Activated Team	Activation Level	Activation Times	Reason / Comments
NWC (5 Teams)	Steady State				
NRCC (2 Teams)	Activated	ROC		Dayshift	Tropical Cyclone Yutu - Response Operations Cell activated
HLT	Activated				
RWC / MOCs (10 Regions)	Activated	Region VI	Enhanced Watch	8:00 a.m. – 8:00 p.m. EDT	Texas Flooding
RRCCs (10 Regions)	Activated	Region IV	Level III	8:00 a.m. – 6:00 p.m. EDT	Hurricane Michael

Backup Regions: VI, X and VIII

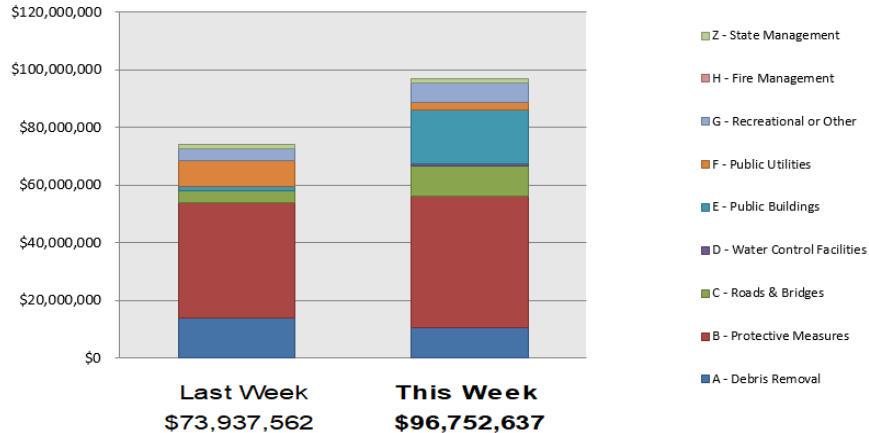
Public Assistance Grant Program



FEMA

PA Project Worksheets Obligated in past week, as of 10/15/18 at 1500 EDT									
Emergency Work		Permanent Work							
A - Debris Removal	B - Protective Measures	C - Roads & Bridges	D - Water Control Facilities	E - Public Buildings	F - Public Utilities	G - Recreational or Other	H - Fire Management	Z - State Management	Total
43	93	122	9	65	18	32	0	26	408
\$10,765,199.51	\$45,298,791.56	\$10,652,616.62	\$821,368.03	\$18,586,819.13	\$2,665,635.73	\$6,651,187.57	\$0.00	\$1,311,018.67	\$96,752,636.82

Public Assistance Obligated per Category In the Past 2 Weeks – 10/1/2018 through 10/15/2018



This weeks PA Highlights

- In 4277-LA
 - \$13 Million obligated for Category E – Public Buildings
- In 4339-PR
 - \$25 Million obligated for Category B – Protective Measures
- In 4332-TX
 - \$6 Million obligated for Category A – Debris Removal

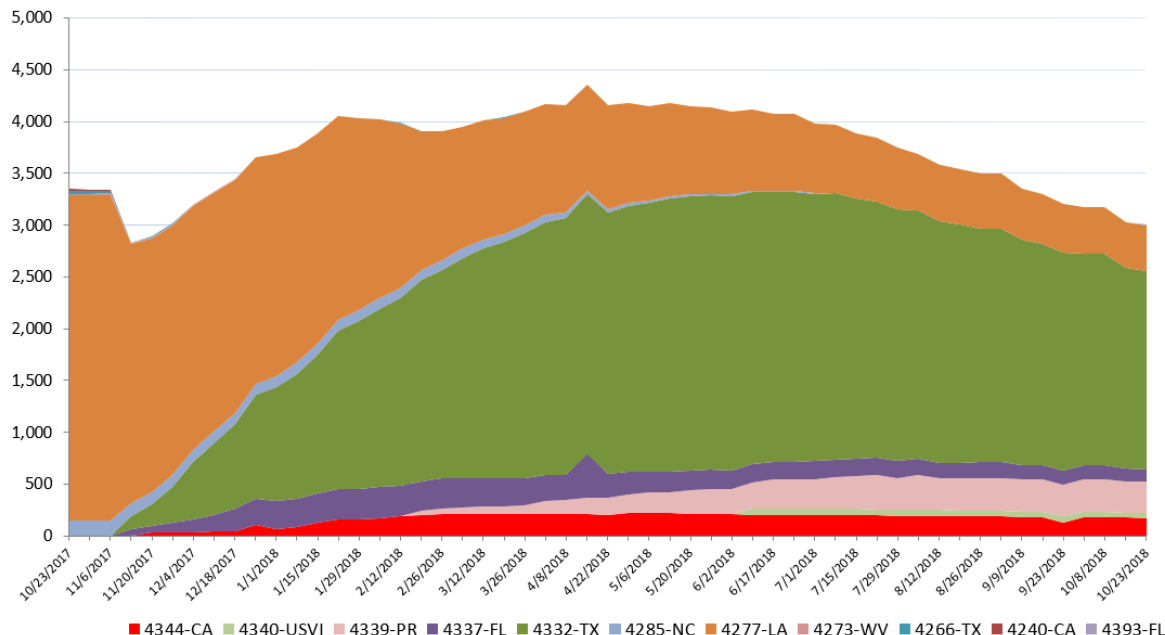
Direct Housing



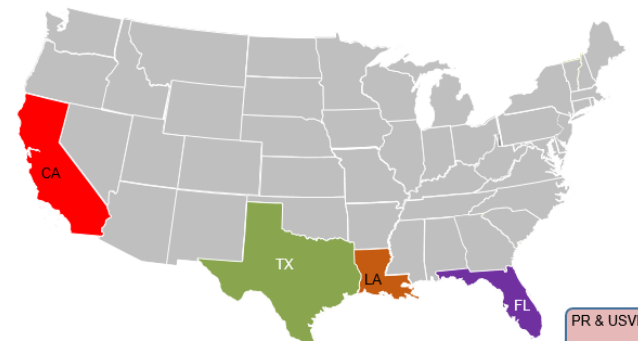
FEMA

Total Households in FEMA Direct Housing per State

Past Year per Week, 10/16/2017 – 10/15/2018, There are currently **2,993** Households Occupying **2,993** Temporary Units



DR	IA Declaration Date	Program End Date	Current # of Households in Direct Housing (Weekly Change)
4277-LA	8/14/2016	2/14/2018	435 (-4)
4332-TX	8/25/2017	2/25/2018	1,913 (-27)
4337-FL	9/10/2017	3/10/2018	114 (-4)
4339-PR	9/10/2017	3/20/2019	305 (+3)
4340-USVI	9/10/2017	3/20/2019	52 (0)
4344-CA	10/10/2017	4/10/2018	176 (-2)
4393-FL	10/15/2018		14 (+13)



States with Currently Occupied Units

NPSC Call Activity

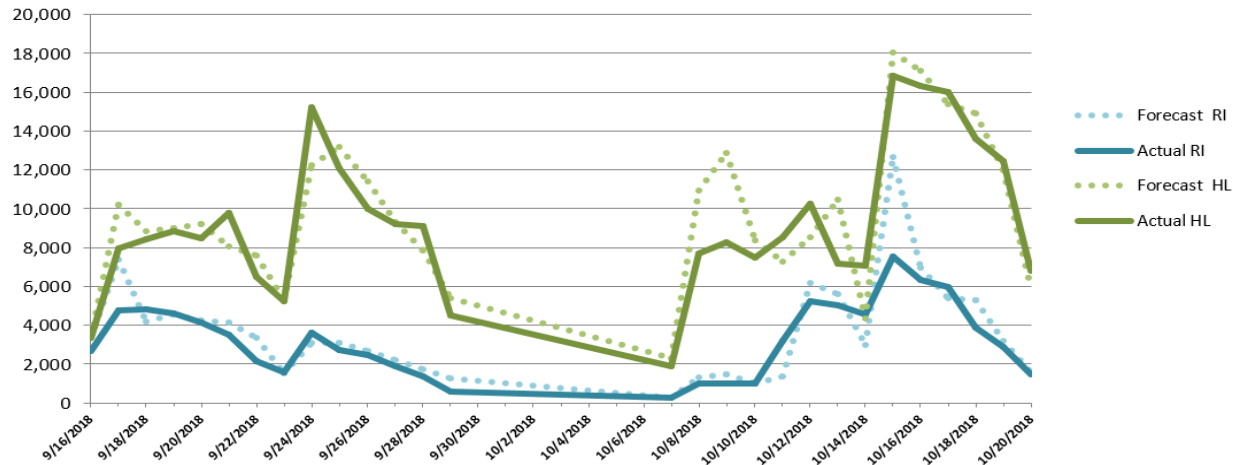


FEMA

NPSC Call Activity in the Past Week		
10/14/2018 through 10/20/2018		
Call Type	Projected Calls	Actual Calls
Registration Intake:	38,080	32,665
Helpline:	87,730	89,047
Combined:	125,810	121,712

NPSC Call Forecasting and Actual Calls Over the Past 4 Weeks

9/16/2018 through 10/20/2018



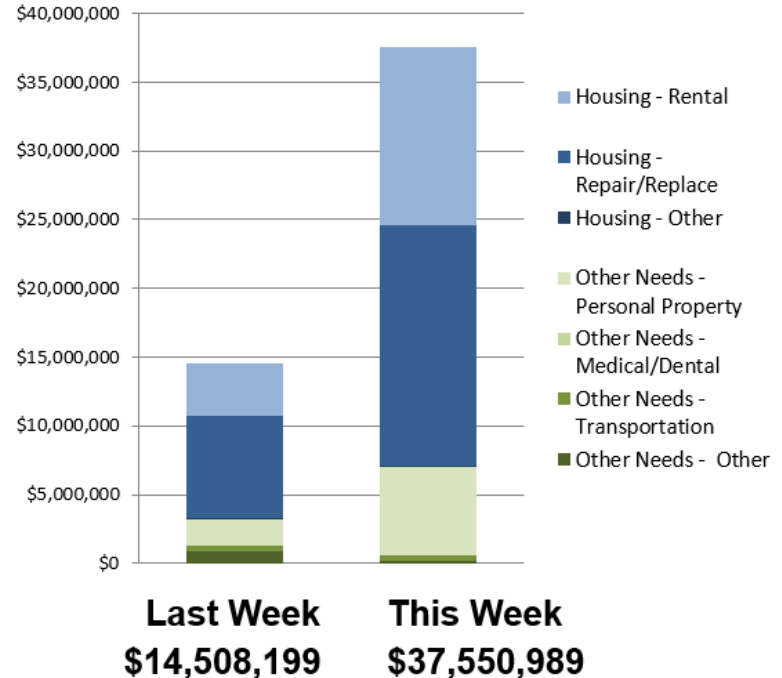
Individual Assistance Activity



FEMA

	Individuals and Households Program Activity As Of: 10/22/18				
		In Past 7 Days		Cumulative	
		Applicants Approved	Amount Approved	Applicants Approved	Amount Approved
Open Registration Period	4393-NC Declared 09-14-2018 End Of Req Period 11-13-2018				
	Housing Assistance	1,509	\$4,676,438.79	23,744	\$86,398,523.01
	Other Needs Assistance	805	\$1,290,514.81	11,517	\$17,008,389.16
	Total IHP		\$5,966,953.60		\$103,406,912.17
	Average IHP				\$3,512
	Total Max Grants				235
	4394-SC Declared 09-16-2018 End Of Req Period 11-20-2018				
	Housing Assistance	365	\$1,471,968.21	3,744	\$15,965,028.11
	Other Needs Assistance	131	\$242,023.38	1,308	\$2,099,331.80
	Total IHP		\$1,713,991.59		\$18,064,359.91
	Average IHP				\$4,175
	Total Max Grants				12
	4396-MP Declared 09-29-2018 End Of Req Period 11-28-2018				
	Housing Assistance	81	\$200,421.68	91	\$247,107.68
	Other Needs Assistance	70	\$92,998.53	114	\$142,315.81
	Total IHP		\$293,420.21		\$389,423.49
	Average IHP				\$2,545
	Total Max Grants				0
	4399-FL Declared 10-11-2018 End Of Req Period 12-10-2018				
	Housing Assistance	5,625	\$19,704,192.17	5,682	\$19,844,026.75
	Other Needs Assistance	2,199	\$4,471,336.99	2,222	\$4,515,906.49
	Total IHP		\$24,175,529.16		\$24,359,933.24
	Average IHP				\$4,024
	Total Max Grants				48
	4400-GA Declared 10-14-2018 End Of Req Period 12-13-2018				
	Housing Assistance	499	\$1,495,328.87	499	\$1,495,328.87
	Other Needs Assistance	250	\$318,104.23	250	\$318,104.23
	Total IHP		\$1,813,433.10		\$1,813,433.10
	Average IHP				\$2,925
	Total Max Grants				1
	4402-WI Declared 10-18-2018 End Of Req Period 12-17-2018				
	Housing Assistance	1	\$1,862.00	1	\$1,862.00
	Other Needs Assistance	0	\$0.00	0	\$0.00
	Total IHP		\$1,862.00		\$1,862.00
	Average IHP				\$1,862
	Total Max Grants				0
Other IHP Active	14 Declarations IHP Programmatically Open - Closed Registration *				
	Housing Assistance	741	\$3,005,000.04		
	Other Needs Assistance	344	\$580,798.90		
	Total IHP		\$3,585,798.94		
	Total IHP Approved in Past Week		\$37,550,988.60		

IHP Approved per Category in the Past 2 Weeks – 10/8/2018 through 10/22/2018





FEMA

**FEMA's mission is helping people
before, during, and after disasters.**

Click [here](#) to subscribe to this briefing.