



FEMA

Daily Operations Briefing

Tuesday, November 3, 2020

8:30 a.m. ET

National Current Operations and Monitoring



FEMA

Significant Incidents or Threats:

- Wildfires – CO
- COVID-19

Tropical Activity:

- Atlantic: Hurricane Eta (CAT 4)
- Eastern Pacific: Disturbance 1: High (90%)
- Central Pacific: No new tropical cyclones expected during the next five days
- Western Pacific: No activity affecting U.S. interests

Declaration Activity: None

Hurricane Eta (CAT 4)

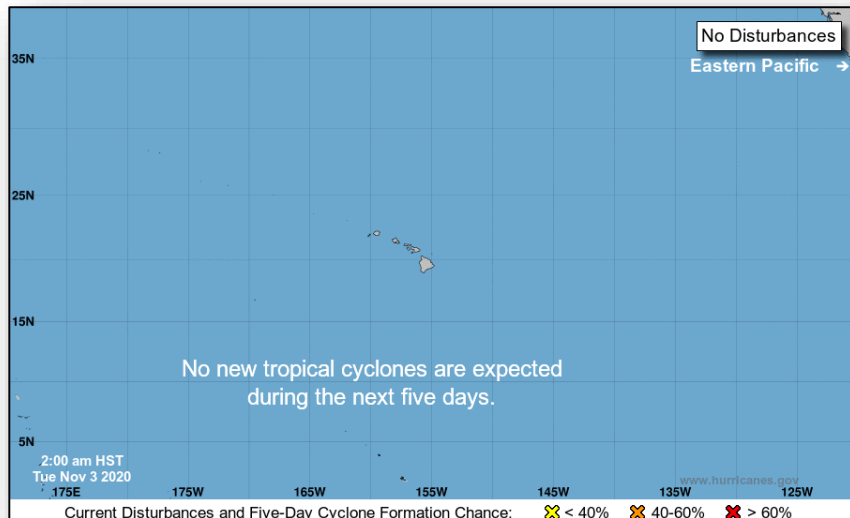


Current Situation *(Advisory #11A as of 7:00 a.m. ET)*

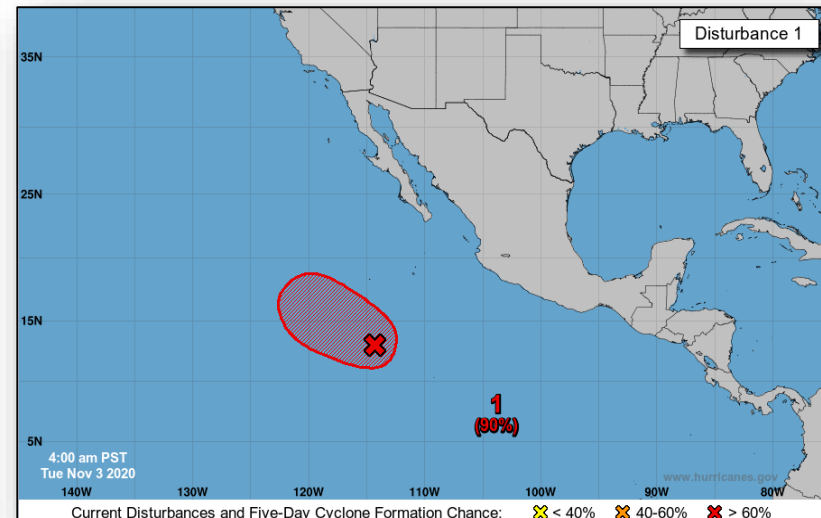
- 30 miles SE of Puerto Cabezas, Nicaragua
- Moving **WSW** at 4 mph
- Maximum sustained winds **145 mph**
- Hurricane force winds extend 25 miles
- Tropical storm force winds extend 125 miles
- Expected to make landfall along the coast of Nicaragua this morning
- Weakening will begin after the system moves inland later today
- Life-threatening storm surge, catastrophic winds, flash flooding, and landslides expected across portions of Central America



Tropical Outlook



Central Pacific



Eastern Pacific

Disturbance 1 (as of 7:00 a.m. ET)

- Located over 700 hundred miles SSW of the southern tip of the Baja California Peninsula
- Moving WNW to NW well offshore of the coast of Mexico
- A tropical depression is likely to form later today or tonight
- Formation chance through 48 hours: High (90%)
- Formation chance through 5 days: High (90%)

COVID-19 Update



FEMA

Situation: Upward trajectory in COVID-19 case count continues across 49 states/territories, with 3 jurisdictions in a plateau status, and 4 (+1) jurisdictions on a downward trajectory; 1,245 FEMA employees deployed. (COVID-19 SLB, as of Nov 2)

Nationwide Testing: 149,941,354 cumulative (COVID-19 SLB, as of Nov 2)

COVID-19 positive cases continue to increase globally
COVID-19 Confirmed Cases:

- United States: 9,182,628 (+258,080)
- Worldwide: 46,403,652 (+1,514,783)

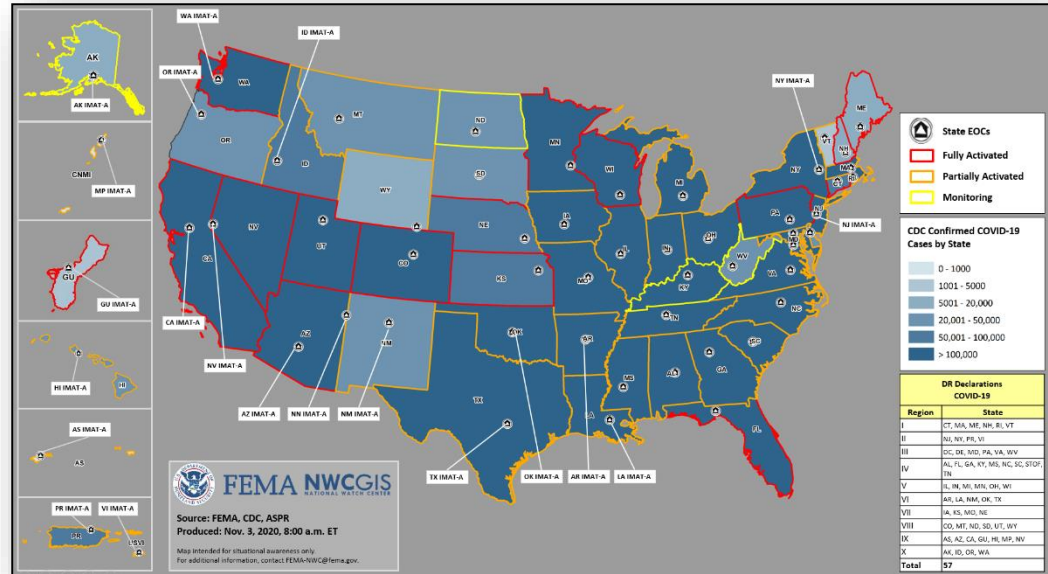
COVID-19 Associated Deaths:

- United States: 230,383 (+2,283)
- Worldwide: 1,198,569 (+20,094)

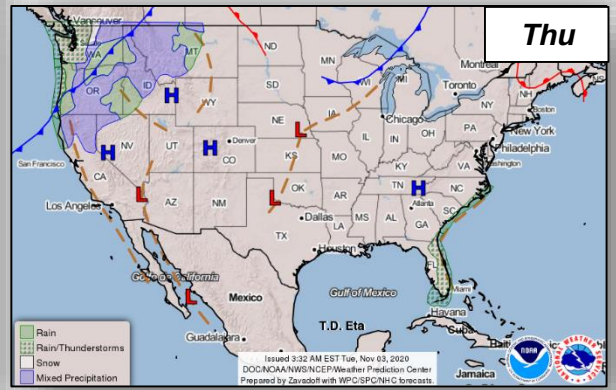
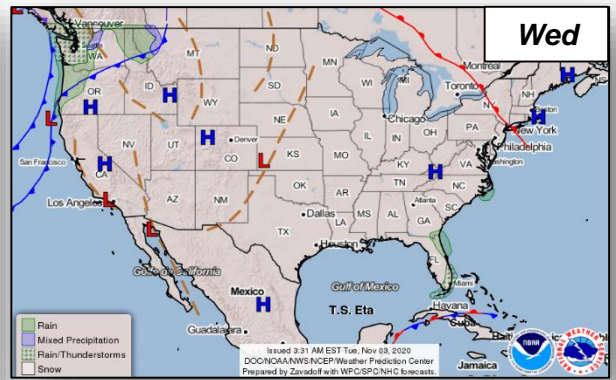
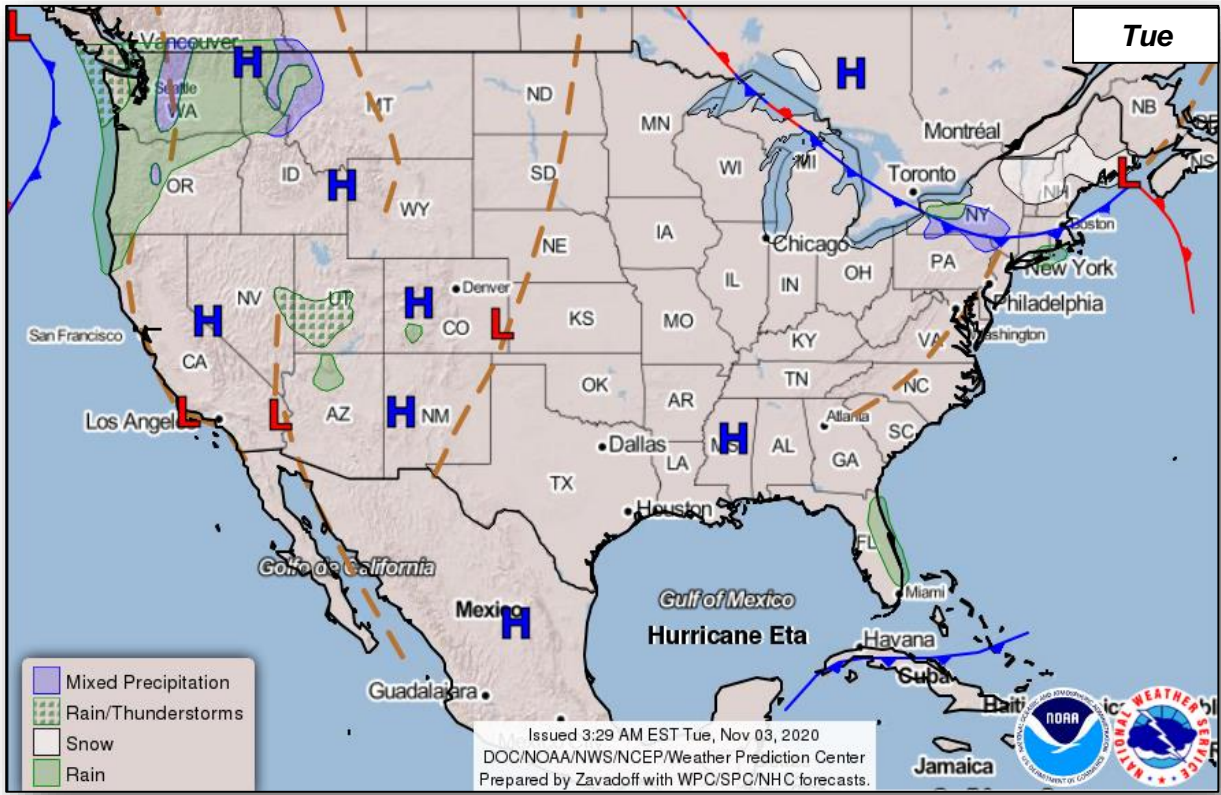
(COVID-19 Response Update, as of Nov 2)

Response:

- NRCC conducting COVID response operations
- Regions I, II, III, V, VI, & X RRCCs at Level III
- Regions IV, VII, VIII, & IX RRCCs are rostered
- Regions VII, VIII, & IX COVID-19 working from the Virtual JFO
- NWC, all RWCs, and MOCs are monitoring



National Weather Forecast



Wildfire Summary



FEMA

Fire Name (County, ST)	FMAG #	Acres Burned	Percent Contained	Evacuations	Structures (Homes / Other)			Fatalities / Injuries
					Threatened	Damaged	Destroyed	
Colorado (2)								
Cameron Peak (Larimer, CO) FINAL	5349-FM-CO	208,913	89% (+22)	M: Lifted	H: 3,133	H: 8	H: 225	0 / 33
				V: 0	O: 3,876 (-2,625)	O: 0	O: 233	
East Troublesome (Grand/Larimer, CO)	5378-FM-CO	193,804 (+30)	37%	M: 35,087	H: 0	H: 0	H: 317	2 / 3
				V: 0	O: 0	O: 0	O: 161	

(Evacuations: M = Mandatory / V = Voluntary; Structures: H = Homes and Mixed Commercial/Residential / O = Non-residential Commercial/Other Minor Structures)

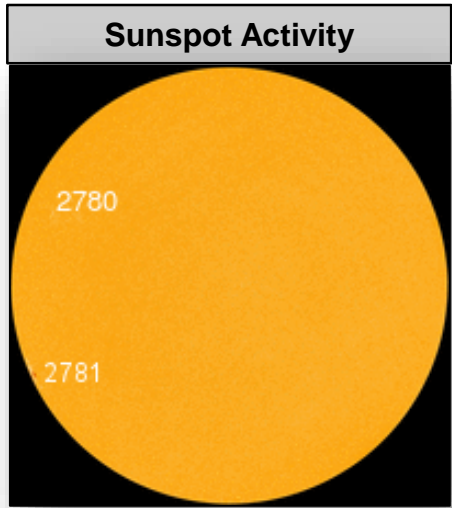

Space Weather



FEMA

	Space Weather Activity	Geomagnetic Storms	Solar Radiation	Radio Blackouts
Past 24 Hours	None	None	None	None
Next 24 Hours	None	None	None	None

For further information on NOAA Space Weather Scales refer to: <http://www.swpc.noaa.gov/noaa-scales-explanation>
 For further information on Sunspot Activity refer to: <https://www.swpc.noaa.gov/phenomena/sunspotsolar-cycle>



Joint Preliminary Damage Assessments



FEMA

Region	State / Location	Event	IA	Number of Counties		Start – End
			PA	Requested	Complete	
III	MD	Tropical Storm Isaias Aug 4-5	IA	0	0	N/A
			PA	21	2	8/21 – TBD
VI	TX	Hurricane Laura Aug 23 and continuing	IA	10	10	9/15 – 10/19
			PA	10	0	9/2 – TBD
VIII	CO	Wildfires Aug 11 and continuing	IA	3	0	11/2 – TBD
			PA	4	0	11/9 – TBD

Declaration Requests in Process – 11



FEMA

State / Tribe / Territory – Incident Description	Type	IA	PA	HM	Requested
Poarch Band of Creek Indians – COVID-19 Pandemic	DR	X	X		5/15
WA – Wildfires and Straight-Line Winds	DR	X	X	X	9/16 & 10/9
NJ – Tropical Storm Isaias	DR		X	X	9/28
CT – Tropical Storm Isaias	DR		X	X	9/30
TX – Hurricane Hanna	DR		X	X	9/30
TX – Hurricane Laura	DR	X	X	X	9/30
PA – Tropical Storm Isaias	DR	X	X	X	10/5
MS – Tropical Storm Cristobal (Appeal)	DR		X		10/1
UT – Severe Storm and Straight-line Winds	DR		X	X	10/7
PR – Severe Storms and Flooding	DR	X	X		10/13
AL – (Expedited) Hurricane Zeta	DR		X	X	10/29

FEMA Common Operating Picture



FEMA

FEMA HQ	
NWC	NRCC
Alt Location	Level III

FEMA REGIONS		
WATCH	RRCC	
Monitoring	I	Level III
Alt Location	II	Level III
Monitoring	III	Level III
Monitoring	IV	Rostered
Monitoring	V	Level III
Enhanced	VI	Level III
Alt. Location	VII	Rostered
Monitoring	VIII	Rostered
Monitoring	IX	Rostered
Monitoring	X	Level III

Notes:

NRCC/RRCCs: COVID-19

NWC: Alt location 6:30 p.m. Nov 2 to 6:30 a.m. Nov 4

Region II, VI RWC: civil unrest

All state EOCs (except IL, OR & SD) activated for COVID-19

PR: Earthquakes
AL: TC Sally/Delta/Zeta
MS: TC Delta/Zeta
LA: TC Laura/Delta/Zeta
IA: Derecho
CA: Wildfires
OK: Winter Weather
PA: Elections & Civil Unrest

Major Disasters (DR): 112
Emergency Disasters (EM): 113
JFOs: 10 / VJFOs: 16

★ Staging Area

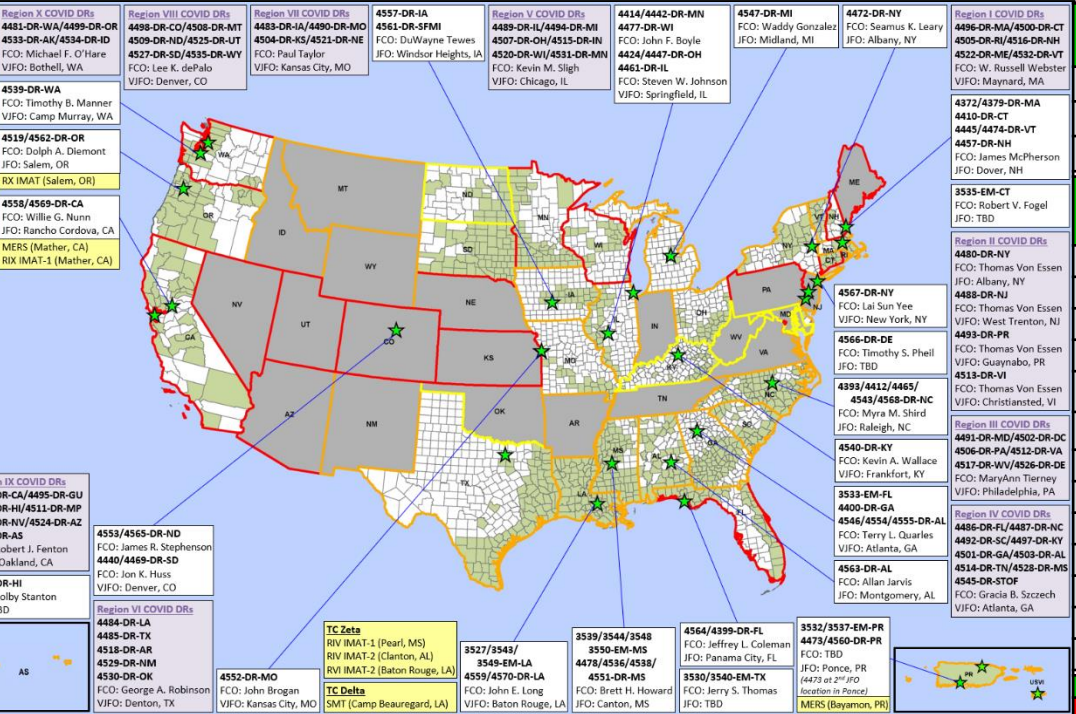
■ Declared County (non-COVID-19 Declarations)

■ Fully Activated

■ Partially Activated

■ Monitoring

As of 8:00 a.m. ET November 3, 2020
Created by FEMA NWC



N-IMATs	
2-3 Teams Available	
Red	
Blue	
Gold	

R-IMATs	
≥ 7 Teams Available	
I	
II	3
III	
IV-1	MS
IV-2	AL
V	1
VI-1	LA
VI-2	LA
VII	2
VIII	
IX-1	CA
IX-2	
X	OR

Team:	US&R	MERS	FCOs	FDRCs	IM WORKFORCE
Status	33-65%	> 66%	≤ 1 Type I	≤ 1	
Assigned:	28	36	48	10	14,063 ▲
Unavailable:	2	0	1	0	3,037 ▲
Deployed:	0	0	45	10	6,644 ▼
Available:	26	36	2	0	4,382 / 31% ▼

IM CADRE AVAILABILITY SUMMARY	
Cadres with 25% or Less Availability	
CVR 24% (20/83); EA 20% (93/460); EHP 25% (163/660); FL 18% (29/162); HM 24% (301/1,241); OPS 16% (54/332); PA 17% (549/3,164); SAF 8% (5/60)	

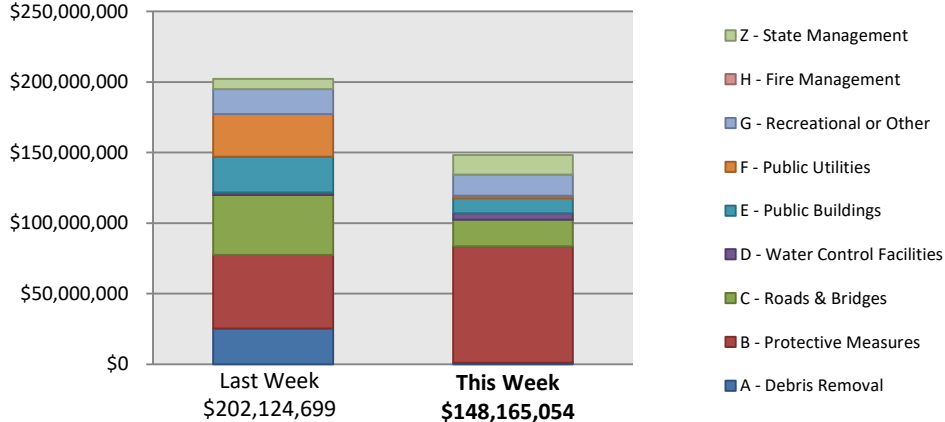
FMC	PMC
NMC	Deployed

Public Assistance Grant Program

PA Project Worksheets Obligated										
in past week, as of 11/02/2020 at 1500 EDT										
PA Category	Emergency Work		Permanent Work					H - Fire Management	Z - State Management	Total
	A - Debris Removal	B - Protective Measures	C - Roads & Bridges	D - Water Control Facilities	E - Public Buildings	F - Public Utilities	G - Recreational or Other			
Number Of PWs Obligated	15	121	130	6	52	16	42	0	43	425
Federal Share Obligated	\$923,664	\$82,584,893	\$18,815,306	\$4,557,747	\$10,812,203	\$1,638,541	\$15,082,436	\$0	\$13,750,263.17	\$148,165,054.49

Public Assistance Obligated per Category

10/19/2020 through 11/02/2020

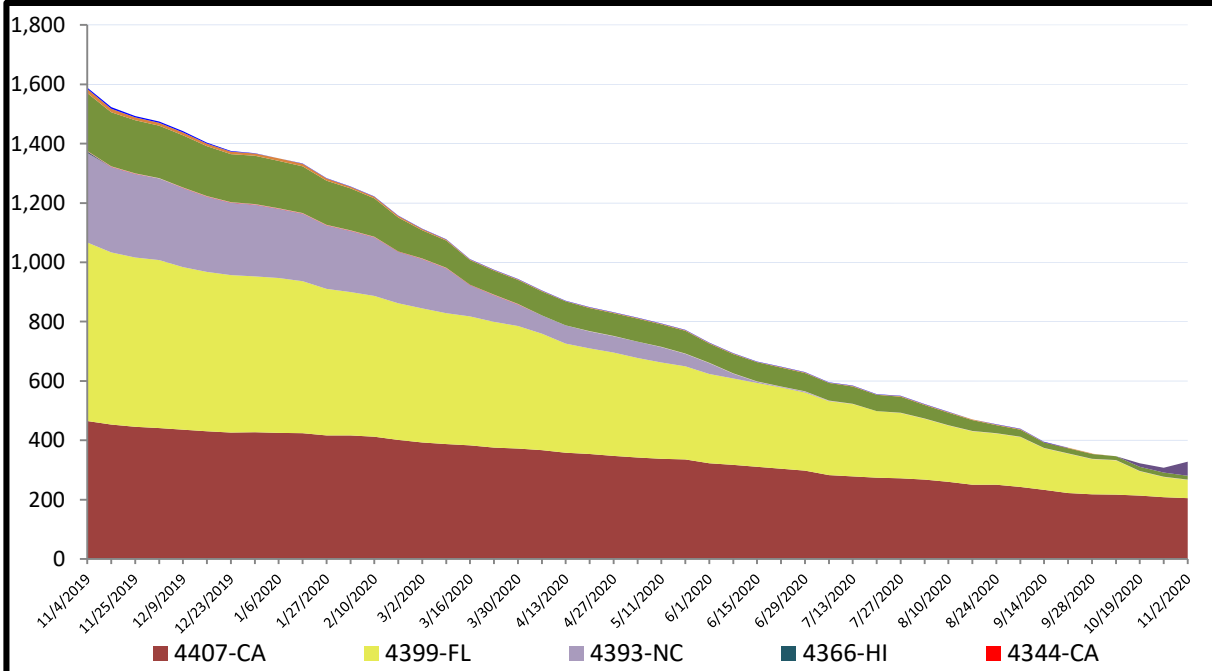


This weeks PA Highlights

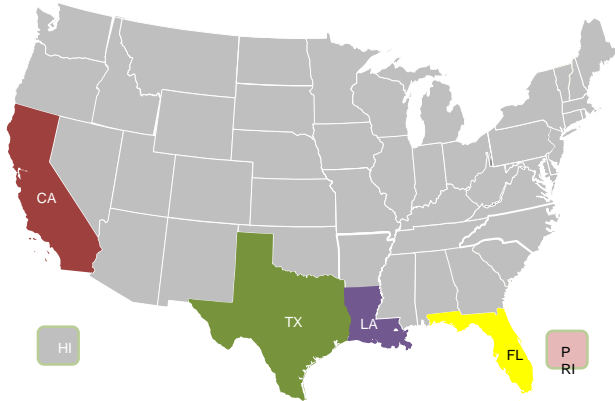
- In 4484-LA
 - \$13 Million obligated for Category B – Protective Measures
- In 4529-NM
 - \$16 Million obligated for Category B – Protective Measures
- In 4507-OH
 - \$9 Million obligated for Category B – Protective Measures

Direct Housing

Total Households in FEMA Direct Housing per State
 Past Year per Week, 11/04/2019 – 11/02/2020, There are currently **328** Households Occupying **328** Temporary Units



DR	IA Declaration Date	Program End Date	Current # of Households in Direct Housing (Weekly Change)
4559-LA	8/28/2020	2/28/2022	47 (+30)
4407-CA	11/12/2018	5/12/2020	205 (-3)
4399-FL	10/11/2018	4/11/2020	62 (-7)
4339-PR	9/20/2017	9/20/2019	1 (0)
4332-TX	8/25/2017	8/25/2019	13 (-1)



States with Currently Occupied Units

Individual Assistance Activity

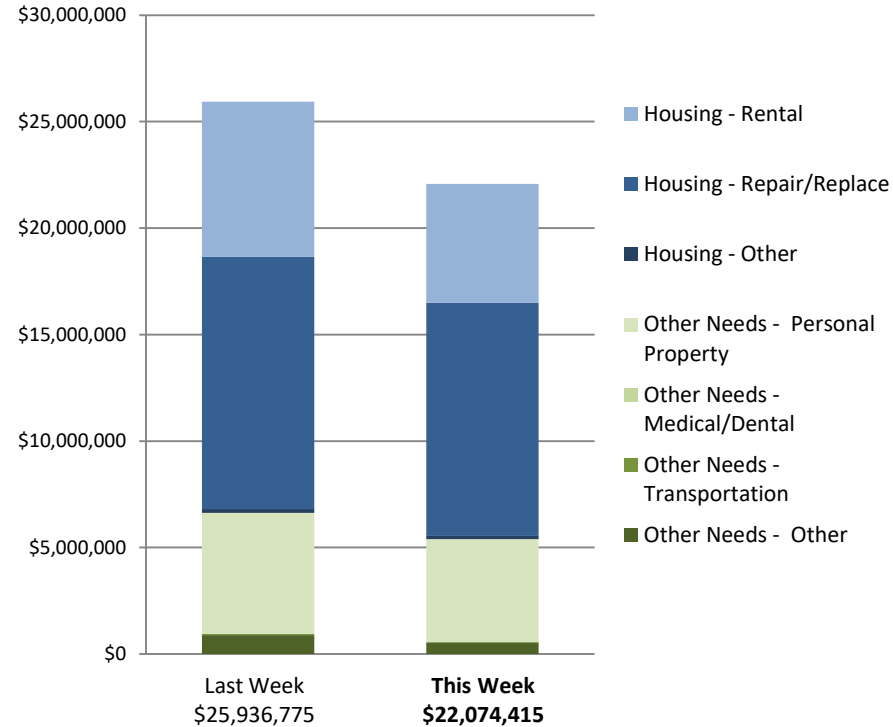
Individuals and Households Program Activity As Of: 11/2/20					
	In Past 7 Days		Cumulative		
	Applicants Approved	Amount Approved	Applicants Approved	Amount Approved	
Open Registration Period	4557-IA Declared 08-17-2020 End Of Reg Period 11-02-2020				
	Housing Assistance	68	\$133,825.12	2,356	\$6,929,197.84
	Other Needs Assistance	37	\$58,662.43	1,409	\$2,946,513.88
	Total IHP	\$192,487.55		\$9,875,711.72	
	Average IHP			\$3,662	
	Total Max Grants			HA 2 ONA 0	
Open Registration Period	4558-CA Declared 08-22-2020 End Of Reg Period 11-23-2020				
	Housing Assistance	56	\$441,252.99	1,568	\$12,054,409.34
	Other Needs Assistance	33	\$131,874.26	2,173	\$3,387,227.48
	Total IHP	\$573,127.25		\$15,441,636.82	
	Average IHP			\$5,865	
	Total Max Grants			HA 171 ONA 0	
Open Registration Period	4559-LA Declared 08-28-2020 End Of Reg Period 11-27-2020				
	Housing Assistance	1,160	\$3,507,069.99	38,572	\$127,308,773.69
	Other Needs Assistance	1,519	\$1,185,224.60	58,464	\$58,704,585.69
	Total IHP	\$4,692,294.59		\$186,013,359.38	
	Average IHP			\$2,701	
	Total Max Grants			HA 68 ONA 0	
Open Registration Period	4560-PR Declared 09-09-2020 End Of Reg Period 11-09-2020				
	Housing Assistance	18	\$44,372.33	163	\$458,024.46
	Other Needs Assistance	16	\$34,114.48	164	\$478,106.83
	Total IHP	\$78,486.81		\$936,131.29	
	Average IHP			\$4,001	
	Total Max Grants			HA 0 ONA 0	
Open Registration Period	4562-OR Declared 09-15-2020 End Of Reg Period 11-16-2020				
	Housing Assistance	97	\$1,460,088.61	1,551	\$18,075,743.81
	Other Needs Assistance	69	\$309,815.23	2,298	\$5,102,714.28
	Total IHP	\$1,769,903.84		\$23,178,458.09	
	Average IHP			\$8,790	
	Total Max Grants			HA 395 ONA 0	

Open Registration Period	4563-AL Declared 09-20-2020 End Of Reg Period 11-19-2020				
	Housing Assistance	1,762	\$5,844,671.43	13,500	\$42,977,082.28
	Other Needs Assistance	1,294	\$2,395,964.29	9,194	\$16,811,880.26
	Total IHP	\$8,240,635.72		\$59,788,962.54	
	Average IHP			\$3,887	
	Total Max Grants			HA 7 ONA 0	
Open Registration Period	4564-FL Declared 09-23-2020 End Of Reg Period 12-01-2020				
	Housing Assistance	565	\$1,907,590.40	4,382	\$16,470,286.93
	Other Needs Assistance	381	\$692,323.74	2,324	\$4,254,963.58
	Total IHP	\$2,599,914.14		\$20,725,250.51	
	Average IHP			\$4,199	
	Total Max Grants			HA 0 ONA 0	
Open Registration Period	4569-CA Declared 10-16-2020 End Of Reg Period 12-16-2020				
	Housing Assistance	45	\$450,435.17	69	\$591,468.75
	Other Needs Assistance	13	\$95,256.49	17	\$133,013.29
	Total IHP	\$545,691.66		\$724,482.04	
	Average IHP			\$10,350	
	Total Max Grants			HA 12 ONA 0	
Open Registration Period	4570-LA Declared 10-16-2020 End Of Reg Period 12-16-2020				
	Housing Assistance	593	\$2,495,809.97	1,321	\$5,225,025.59
	Other Needs Assistance	374	\$468,549.67	790	\$941,781.07
	Total IHP	\$2,964,359.64		\$6,166,806.66	
	Average IHP			\$3,638	
	Total Max Grants			HA 1 ONA 0	
Other IHP Active	10 Declarations IHP Programmatically Open - Closed Registration *				
	Housing Assistance	84	\$400,106.54		
	Other Needs Assistance	13	\$17,407.08		
	Total IHP	\$417,513.62			
Total IHP Approved in Past Week			\$22,074,414.82		



Individual Assistance Activity

IHP Approved per Category in the Past
2 Weeks – 10/19/2020 through 11/02/2020





FEMA

FEMA's mission is helping people before, during, and after disasters.

Click [here](#) to subscribe to this briefing
[FEMA.GOV](https://www.fema.gov)