

The Disaster Center is dedicated to the idea that disaster mitigation is cost effective and individuals pursuing their own interest are the greatest potential force for disaster reduction.

Please consider making a small donation to the Disaster Center



When disaster mitigation is cost effective, we are on the road to bringing disasters to an end.



FEMA

Daily Operations Briefing

Wednesday, November 7, 2018

8:30 a.m. EST

Significant Activity – Nov 6-7



FEMA

Significant Events: Tropical Cyclone Yutu Recovery

Tropical Activity:

- Atlantic – No new tropical cyclones are expected during the next 5 days
- Eastern Pacific – No new tropical cyclones are expected during the next 5 days
- Central Pacific – No new tropical cyclones are expected during the next 5 days
- Western Pacific – No activity affecting U.S. interests

Significant Weather:

- Critical and elevated fire weather – northern CA
- Red Flag Warnings – northern CA

Declaration Activity: None

Tropical Cyclone Yutu Recovery – CNMI



FEMA

Safety and Security: Stabilized

Food, Water, Sheltering:

- Shelters / Occupants: 14 / 842 (- 29) across CNMI
- Saipan: 1 congregate shelter to begin receiving residents today; 3 will begin receiving residents beginning Nov 8, completing the transition by Nov 10
- Saipan: 37 tents installed; Tinian: 37 (+32) tents installed
- Saipan: 55 (+2) of 138 water wells or 49% water capacity has been restored
- Commercial vendors: 11 out of 18 (61%) of water companies are open; 14 out of 31 (45%) of grocery stores are open

Health and Medical:

- Saipan: 97 bed expansion plan has been completed at the Commonwealth Health Care Center (CHCC)
- Saipan: A second clinic being established in Dandan Village on Nov 7
- Tinian: Tinian Health Clinic Emergency Room operational but on generator power

Energy:

- Saipan: 6 of 9 power feeders are non-mission capable; Tinian: all 4 power feeders are non-mission capable
- Saipan: 56 (+3) generators installed; Tinian: 11 (+8) generators installed
- Saipan: 12 of 19 fuel pumping stations operational; Tinian: 1 of 2 operational

Communication:

- Saipan: cellular service 68% (+7); 41 (+3) of 60 cell towers operational
- Tinian: cell service 50%; 3 of 6 cell towers operational; 911 service operational

Saipan

Tinian

Rota



Transportation:

- Airports restricted to humanitarian relief only
- Saipan: airport grid power estimated to be restored Nov 17
- Road debris clearance at 80% of major highways

Hazardous Waste: Stabilized

State/Local Response:

- CNMI EOC at Full Activation; Governor declared a State of Emergency
- Guam National Guard supporting

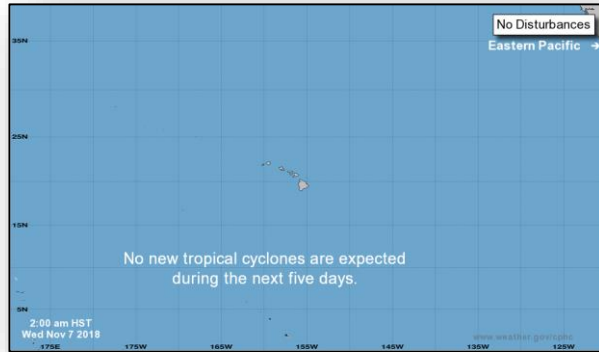
FEMA HQ/Federal Response:

- FEMA NWC at Steady State and monitoring
- FEMA Region IX RWC at Steady State, and monitoring; LNOs deployed to CNMI and Guam
- FEMA Region VII and Region IX-2 IMATs deployed to CNMI
- FEMA ISB team and MERS assets deployed
- HHS medical teams and assets deployed
- USACE 249th Prime Power, Planning and Response Team (PRT), and contractor assets deployed

Tropical Outlook – Five Day



FEMA



Central Pacific

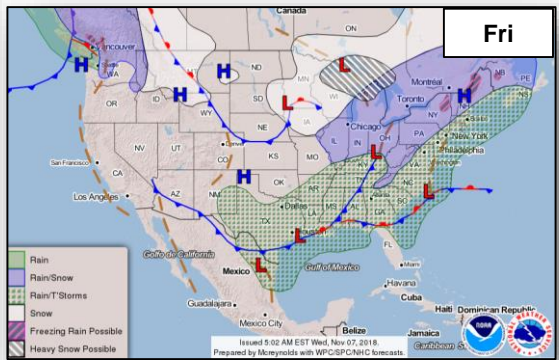
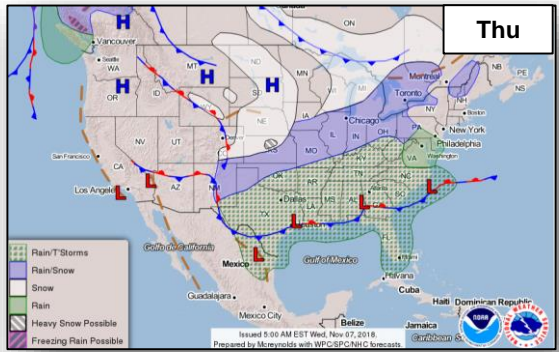
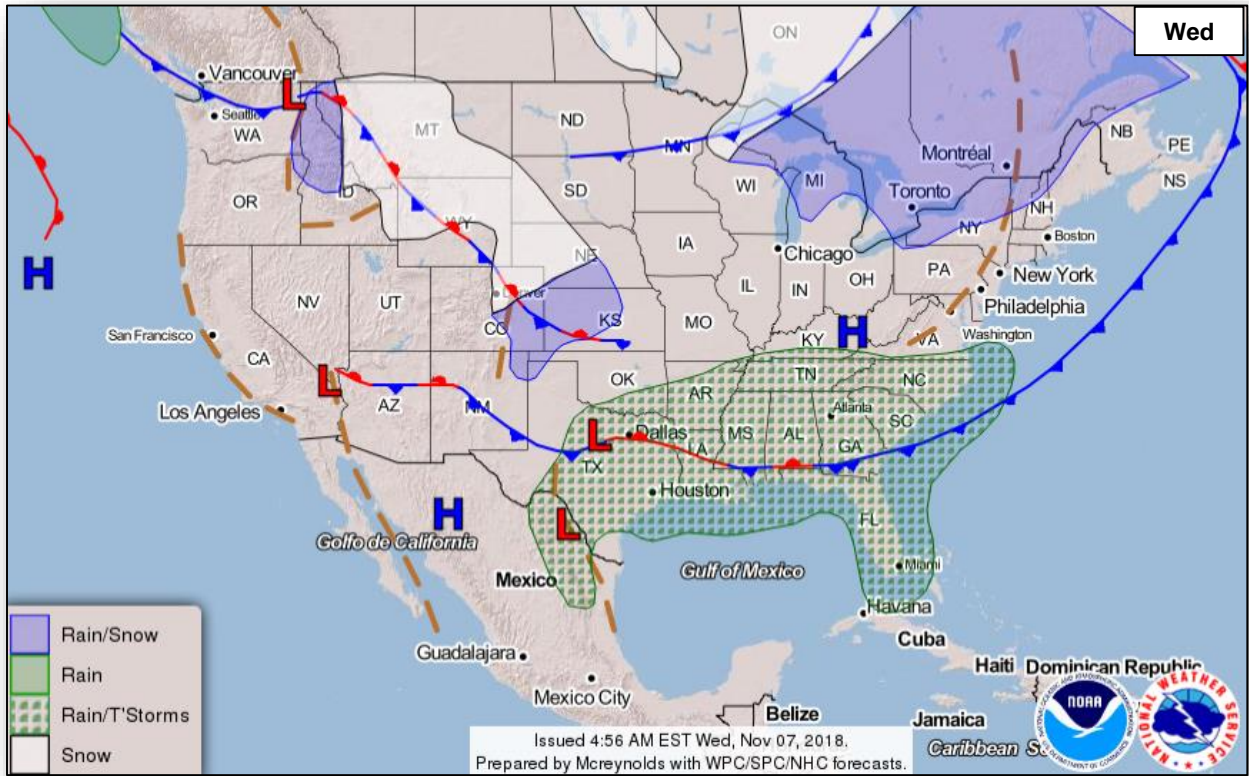


Eastern Pacific



Atlantic

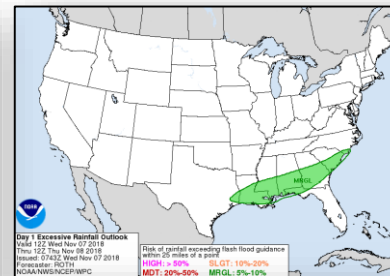
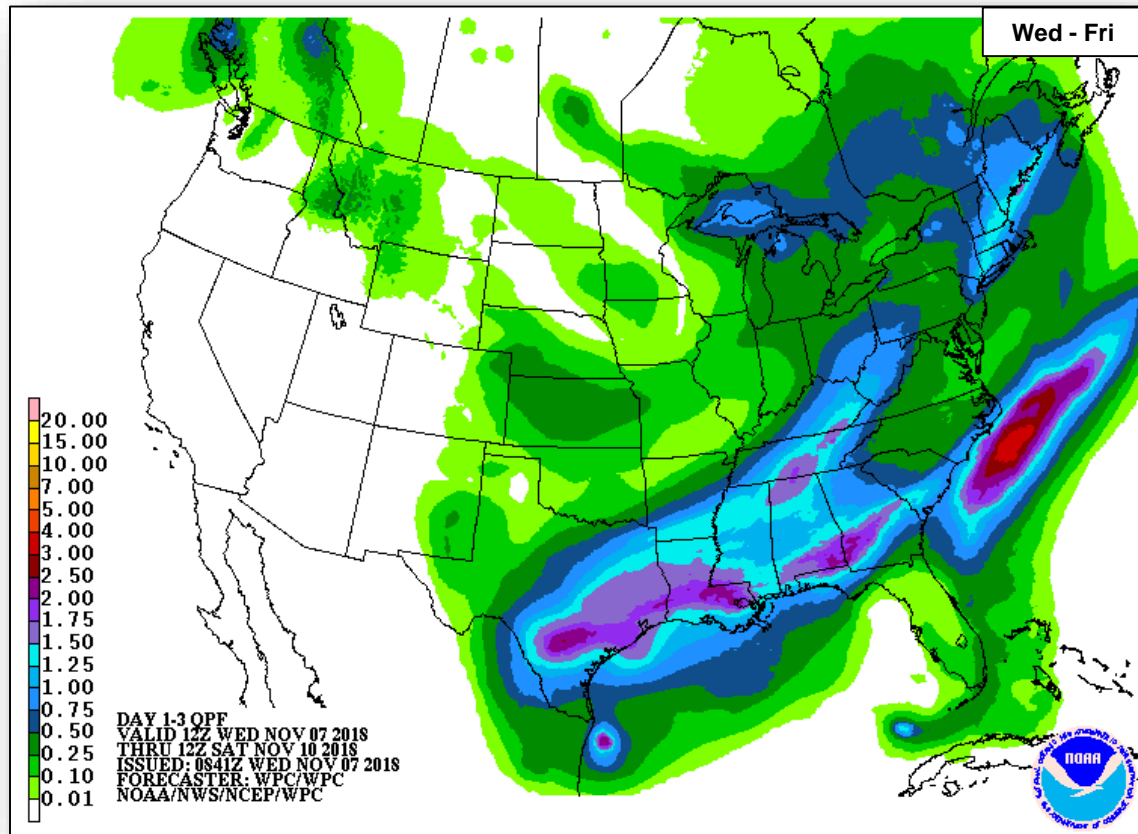
National Weather Forecast



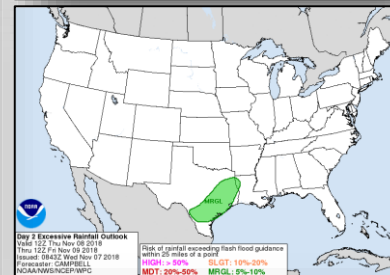
Precipitation / Excessive Rainfall Forecast



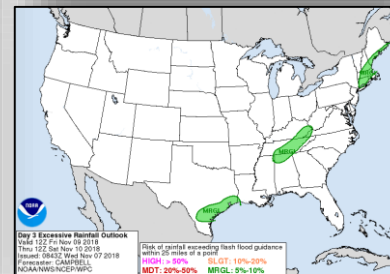
FEMA



Wed



Thu

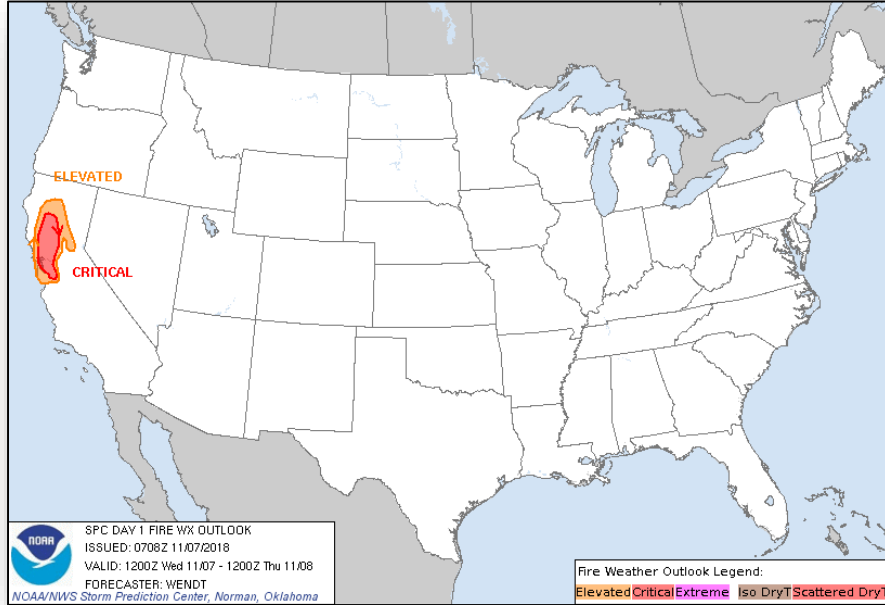


Fri

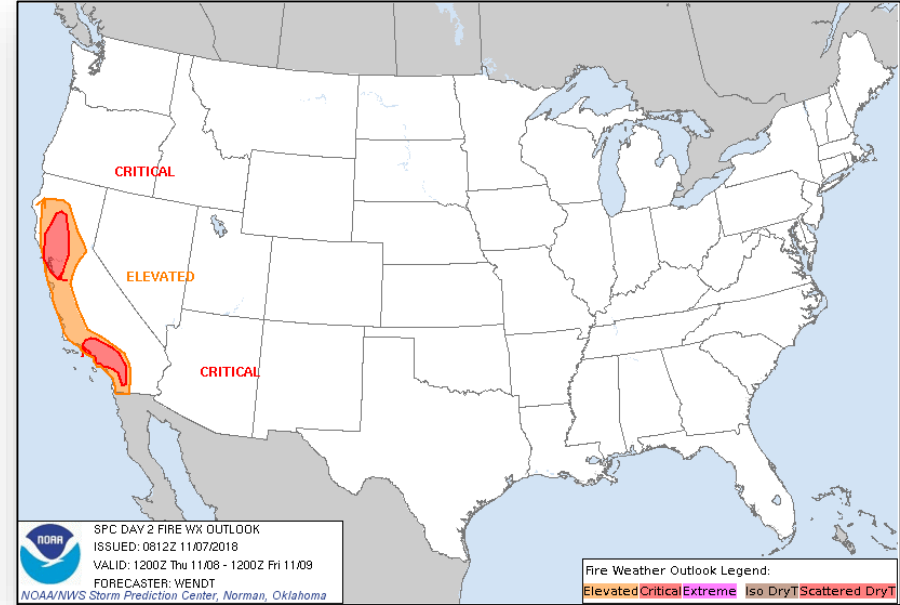
Fire Weather Outlook



FEMA



Wednesday

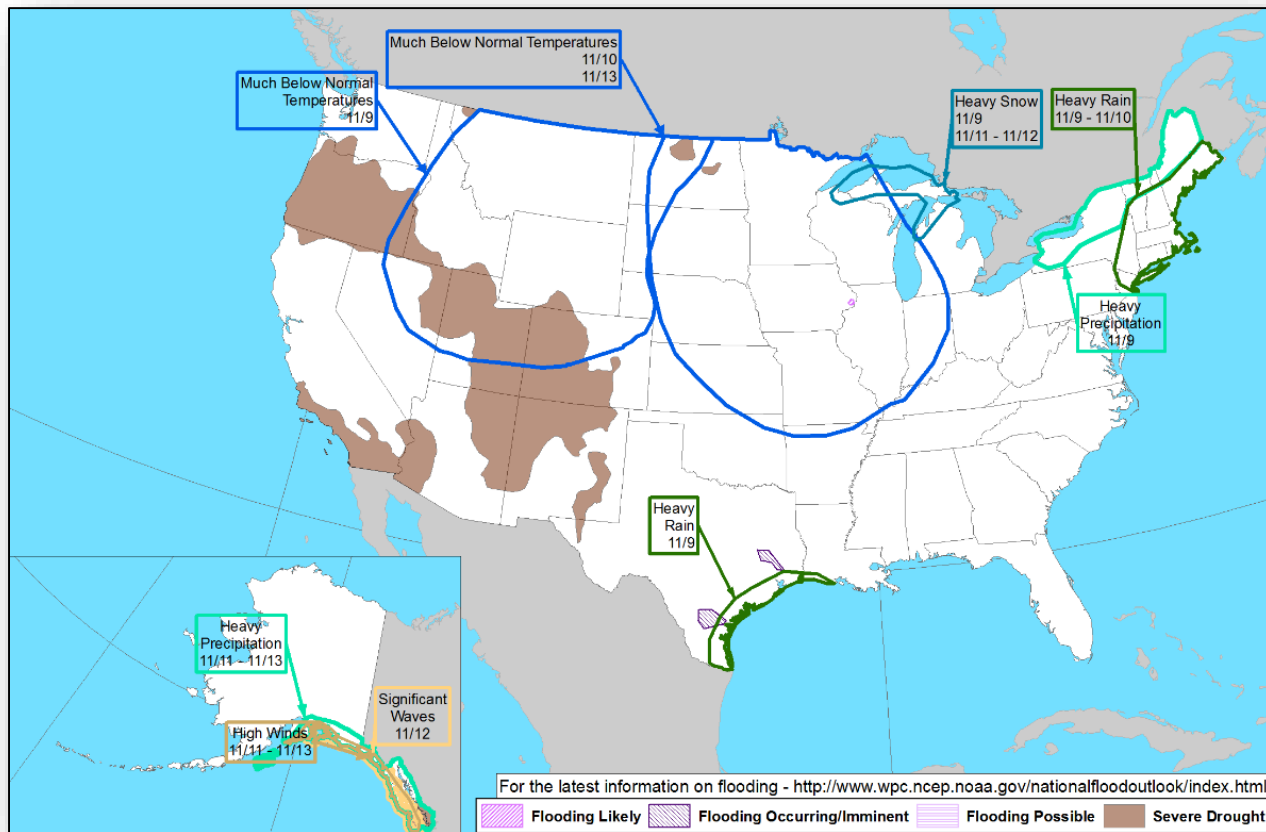


Thursday

Hazards Outlook – Nov 9-13



FEMA



Space Weather Summary/Outlook

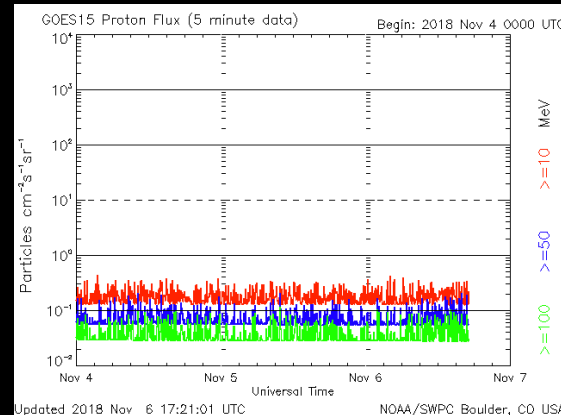
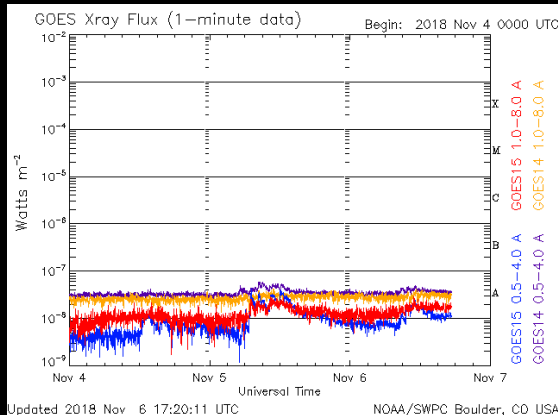



FEMA

Space Weather Summary Nov 7 th , 2018	Past 48 Hours	Forecast: Nov 8 th	Forecast: Nov 9 th
Solar Flare (R Scale) Radio Blackout	None	R1-R2: 1% R3-R5: 1%	R1-R2: 1% R3-R5: 1%
Solar Radiation Storms (S Scale)	None	S1 or >: 1%	S1 or >: 1%
Geomagnetic Storms (G Scale)	G2 (Mod)	None	G1 (Minor)

Summary of Recent Activity/Outlook:

- Currently, all quiet across the R, S, and G scales
- No sunspots
- Severe or extreme activity very unlikely at this time



Shawn
Dahl

Joint Preliminary Damage Assessments



FEMA

Region	State / Location	Event	IA / PA	Number of Counties		Start – End
				Requested	Completed	
III	VA	Hurricane Michael October 10-11, 2018 and continuing	IA	0	0	N/A
			PA	38	0	10/29 – TBD
V	MN	Flooding October 10, 2018	IA	0	0	NA
			PA	1	0	10/29 – TBD
VII	KS	Severe Storms, High Winds, and Flooding October 4, 2018	IA	0	0	N/A
			PA	12	3	10/29 – TBD

Disaster Requests & Declarations



FEMA

Declaration Requests in Process					Requests APPROVED (since last report)	Requests DENIED (since last report)
3	IA	PA	HM	Date Requested	0	0
NC – DR (Appeal) Severe Storms, Flooding, Landslides, and Mudslides	X	X	X	September 19, 2018		
TX – DR Severe Storms and Flooding	X	X	X	October 30, 2018		
PA – DR Severe Storms and Flooding	X	X	X	November 2, 2018		

Readiness – Deployable Teams and Assets



FEMA

Resource	Force Strength	Available	Deployed	Other	Cadres with 25% or Less Availability
IM Workforce	12,317 ▲	2,135 ▼ 17%	6,757 ▲	3,425	DSA 15% (127/853); EA 21% (117/560); EHP 5% (23/427); ER 5% (2/44); FL 14% (24/168); FM 22% (58/268); HM 10% (101/1,019); HR 13% (33/247); IT 13% (85/641); LOG 12% (143/1,214); OPS 9% (23/272); PA 4% (84/1,908); PLAN 11% (39/344); SAF 7% (4/57); SEC 2% (2/119)
National IMATs* (1-2 Teams)	East : Composite: West:	Available Available B-2			<p>Field Office Staging Area ★ JFOs: 15 DRs: 49 EMs: 0 Deployed Teams (Location)</p> <p>MERS (EX Vigilant Guard)</p> <p>4374-DR-MD FCO: Emily Breslin JFO: Philadelphia, PA</p> <p>4401-DR-VA FCO: Donald Keldsen JFO: TBD</p> <p>4393-DR-NC FCO: Albert Lewis JFO: Durham, NC IMATs: RI, RIV-1, RVIII</p> <p>4394-DR-SC FCO: Elizabeth Turner JFO: Columbia, SC RIV LNO</p> <p>4400-DR-GA FCO: Manny J. Toro JFO: East Point, GA RV IMAT; RIV LNO; MERS</p> <p>4337-DR-FL 4399-DR-FL FCO: Thomas J. McCool JFO: Orlando, FL IMATs: RII, RIV-2 RIV LNO; MERS</p> <p>4336-DR-PR 4339-DR-PR FCO: Justo Hernandez JFO: Guaynabo, PR MERS</p> <p>4335-DR-USVI 4340-DR-USVI FCO: Christopher Harnett JFO: St. Croix, USVI</p> <p>4382-DR-CA FCO: David G. Samaniego JFO: Sacramento, CA</p> <p>4388-DR-MT 4405-DR-MT FCO: James Stephenson JFO: Denver, CO</p> <p>4403-DR-KS FCO: Paul J. Taylor JFO: TBD</p> <p>4375-DR-NE 4387-DR-NE FCO: C. Johnson-Cage 4386-DR-IA 4392-DR-IA FCO: Timothy J. Scranton JFO: Windsor Heights, IA</p> <p>4402-DR-WI FCO: Steven W. Johnson JFO: Madison, WI</p> <p>4359-DR-WV Closing Nov 16 4378-DR-WV FCO: Steven S. Ward JFO: Charleston, WV</p> <p>4397-DR-NY FCO: Seamus K. Leary JFO: Albany, NY</p> <p>4396-DR-CNMI 4398-DR-GU 4404-DR-CNMI FCO: Benigno Bern Ruiz JFO: Saipan, MP Mangkhut / Yutu IMATs: RVII, RIX-2; RIX LNOs; ISB Teams; MERS; MCU-2</p> <p>4395-DR-HI 4366-DR-HI FCO: Dolph A. Diemont JFO: Honolulu, HI RIX IMAT-1 (JFO); ISB Team</p> <p>4406-DR-AL FCO: Gerard M. Stolar JFO: TBD RIV LNO MERS (4399-DR-FL)</p>
Regional IMATs (≤ 3 Teams)	Assigned: Available: PMC / NMC: Deployed:	13 1 3 9			
National ISBs (0 Teams)	Team A Team B Team C	Deployed Deployed Deployed			
US&R (>66%)	Assigned: Available: PMC / NMC: Deployed:	28 28 0 0			
MERS (>33-65%)	Assigned: Available: PMC / NMC: Deployed:	36 26 0 10			
FCO (≥3 Type I)	Assigned: Available: PMC / NMC: Deployed:	31 5 0 26			
FDRC (≥3)	Assigned: Available: PMC / NMC: Deployed:	13 4 1 (-1) 8 (+1)			

As of 3:00 a.m. EST Nov 7, 2018 Created by: FEMA NWC

* **B-2 Status:** Assemble ≤ 2-hrs, On Site ≤ 18-hrs; **B-48 Status:** Assemble and deploy ≤ 48hrs; **Charlie Status:** No team assemble time requirement

FEMA Readiness – Activation Teams



FEMA

Status		Activated Team	Activation Level	Activation Times	Reason / Comments
NWC (5 Teams)	Steady State				
NRCC (2 Teams)	Steady State				
HLT	Activated				
RWC / MOCs (10 Regions)	Steady State				
RRCCs (10 Regions)	Steady State				

Backup Regions: **VI, X, and VIII**



FEMA

FEMA's mission is helping people before, during, and after disasters.

Click [here](#) to subscribe to this briefing.