

The Disaster Center is dedicated to the idea that disaster mitigation is cost effective and individuals pursuing their own interest are the greatest potential force for disaster reduction.

Please consider making a small donation to the Disaster Center



When disaster mitigation is cost effective, we are on the road to bringing disasters to an end.



FEMA

Daily Operations Briefing

Thursday, November 8, 2018

8:30 a.m. EST

Significant Activity – Nov 7-8



FEMA

Significant Events: Tropical Cyclone Yutu Recovery

Tropical Activity:

- Atlantic – No new tropical cyclones are expected during the next 5 days
- Eastern Pacific – No new tropical cyclones are expected during the next 5 days
- Central Pacific – No new tropical cyclones are expected during the next 5 days
- Western Pacific – No activity affecting U.S. interests

Significant Weather:

- Extreme, critical and elevated fire weather – CA
- Red Flag Warnings – CA

Declaration Activity:

- Amendment No. 5 to FEMA-4400-DR-GA
- Amendment No. 1 to FEMA-3407-EM-AL

Tropical Cyclone Yutu Recovery – CNMI



FEMA

Total Individual Assistance Registrations to date: 5,906 (Sitrep #11 4396/4404 DR, Nov 8)

Safety and Security: Stabilized

Food, Water, Sheltering:

- Shelters / Occupants: 12 (-2) / 740 (-102) across CNMI
- Saipan: 3 existing shelters transitioned to a congregate shelter in San Roque on Nov 7; three existing shelters are transitioning to a congregate shelter in Tanapag today, Nov 8
- Saipan: 47 (+10) tents installed; Tinian: 37 tents installed
- Saipan: 58 (+3) of 130 water wells or 53% (+4) water capacity restored
- Commercial vendors: 11 out of 18 (61%) of water companies are open; 14 out of 31 (45%) of grocery stores are open

Health and Medical:

- Saipan: 97 bed expansion plan completed at the Commonwealth Health Care Center (CHCC); second clinic established in Dandan Village
- Tinian: Tinian Health Clinic Emergency Room operational but on generator power

Energy:

- Saipan: 6 of 9 power feeders are non-mission capable; **downtown commercial district now at 90% CUC power**
- Tinian: all 4 power feeders are non-mission capable
- Saipan: 56 generators installed; Tinian: 11 generators installed
- Saipan: 12 of 19 fuel pumping stations operational; Tinian: 1 of 2 operational

Communication:

- Saipan: cellular service 68%; 41 of 60 cell towers operational
- Tinian: cell service 50%; 3 of 6 cell towers operational; 911 service operational

Saipan



Tinian

Rota

Transportation:

- Saipan: airport grid power estimated to be restored by Nov 17; road debris clearance at 80% of major highways
- Tinian: **all transportation infrastructure functional; runway lights and fuel station dispenser need to be repaired (night operations)**

Hazardous Waste: Stabilized

State/Local Response:

- CNMI EOC at Full Activation; Governor declared a State of Emergency
- Guam National Guard supporting

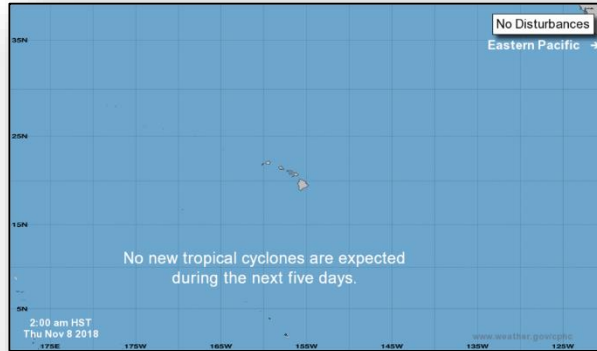
FEMA HQ/Federal Response:

- FEMA NWC at Steady State and monitoring
- FEMA Region IX RWC at Steady State, and monitoring; LNOs deployed to CNMI and Guam
- FEMA Region VII and Region IX-2 IMATs deployed to CNMI
- FEMA ISB team and MERS assets deployed
- HHS medical teams and assets deployed
- USACE 249th Prime Power, Planning and Response Team (PRT), and contractor assets deployed

Tropical Outlook – Five Day



FEMA



Central Pacific

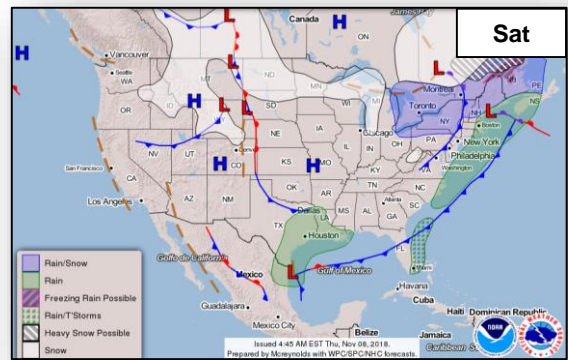
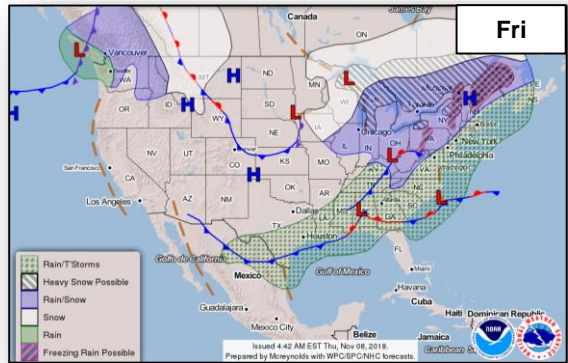
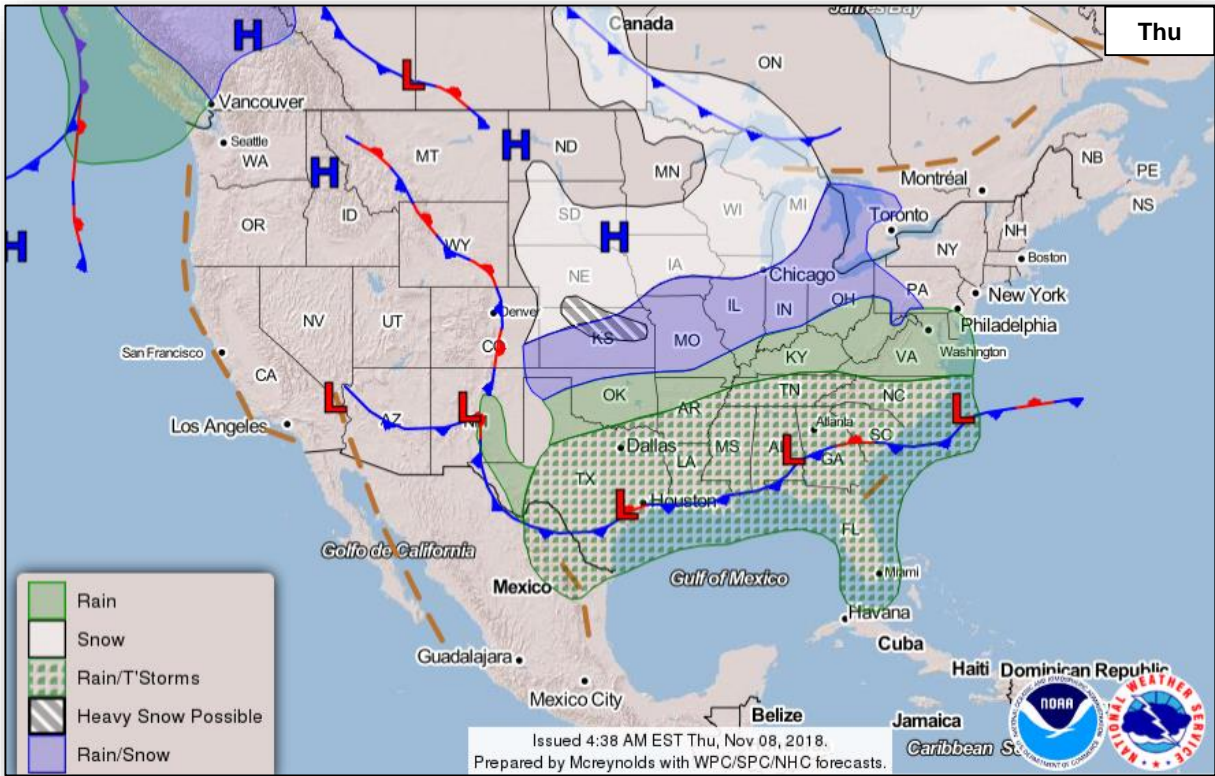


Eastern Pacific



Atlantic

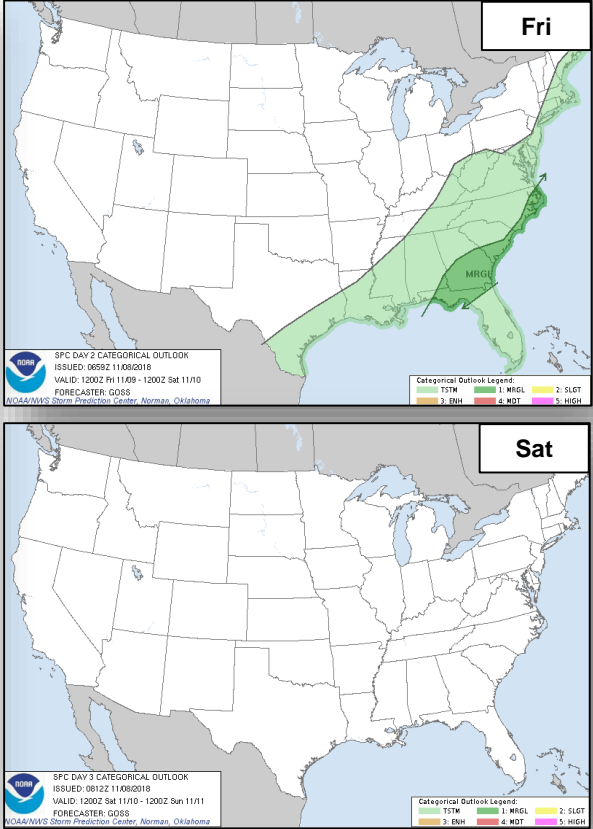
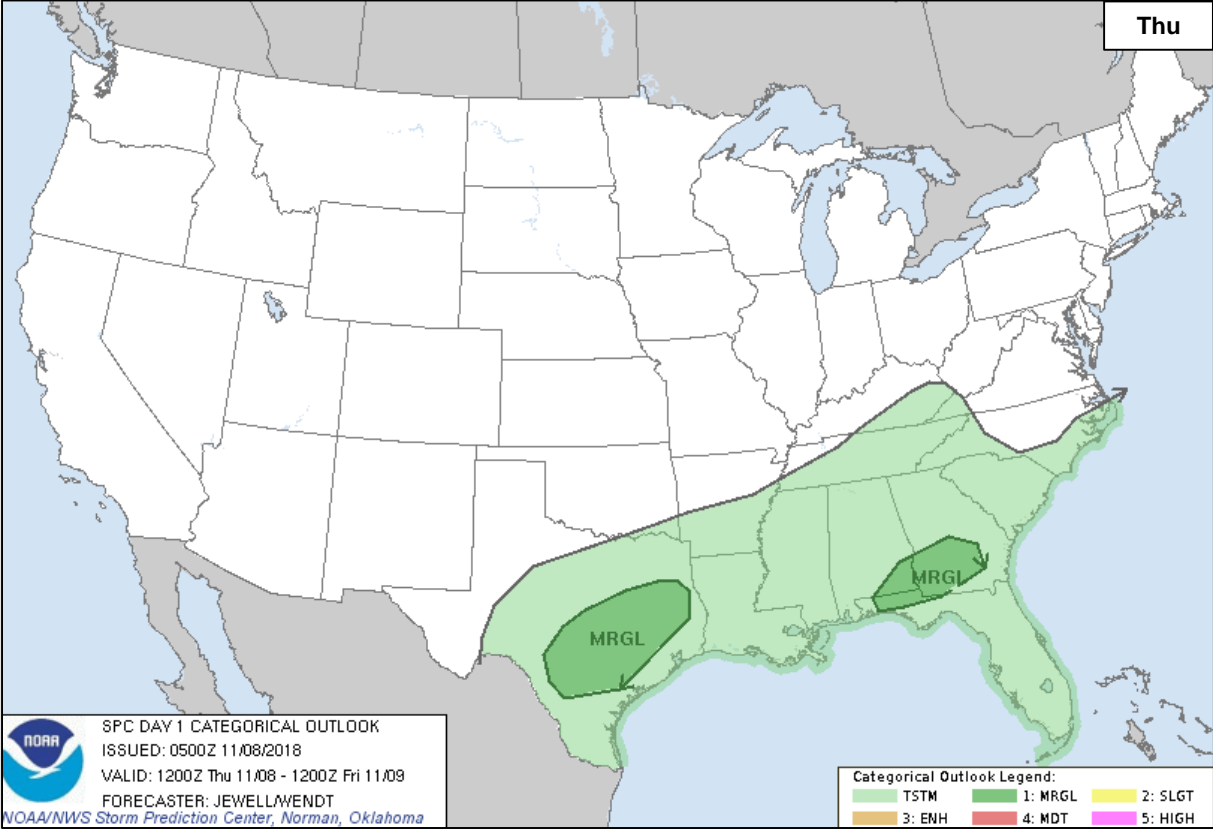
National Weather Forecast



Severe Weather Outlook



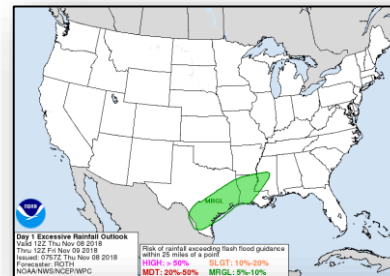
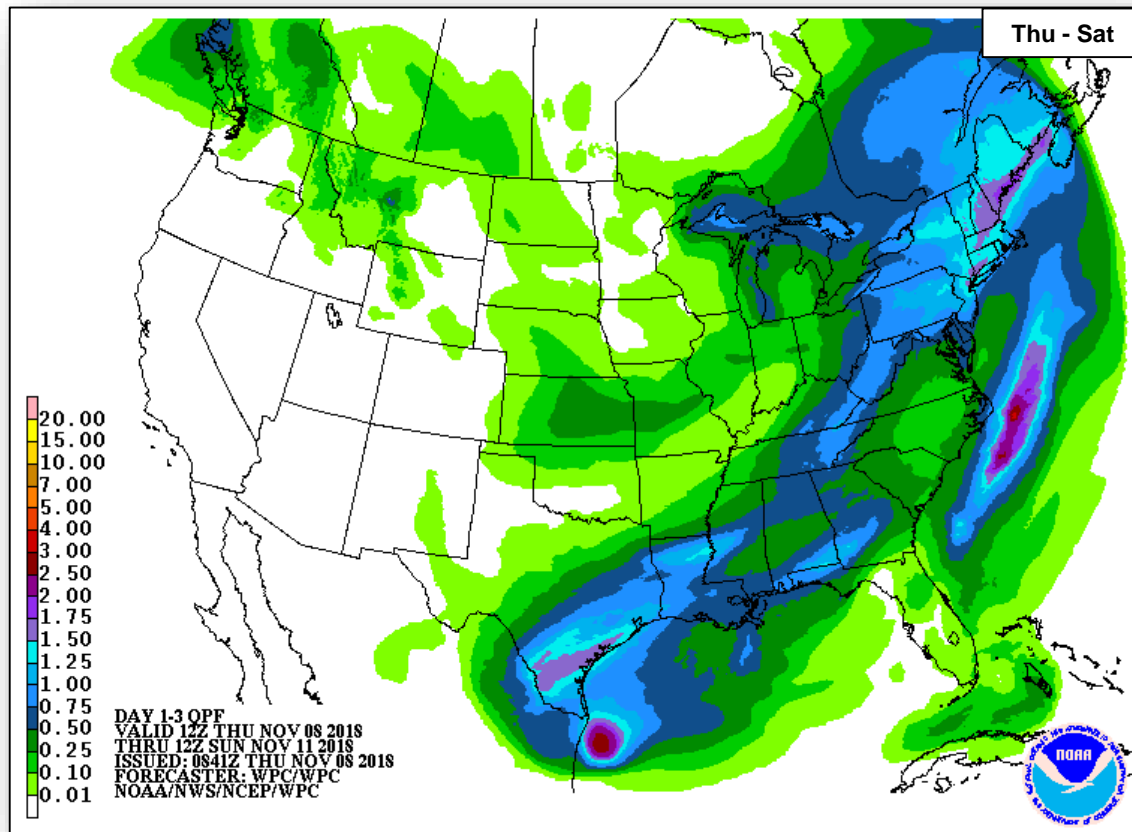
FEMA



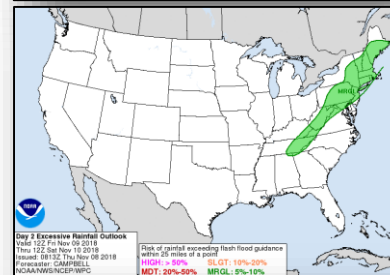
Precipitation / Excessive Rainfall Forecast



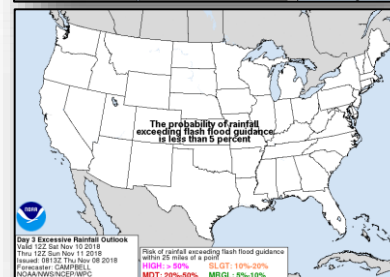
FEMA



Thu



Fri

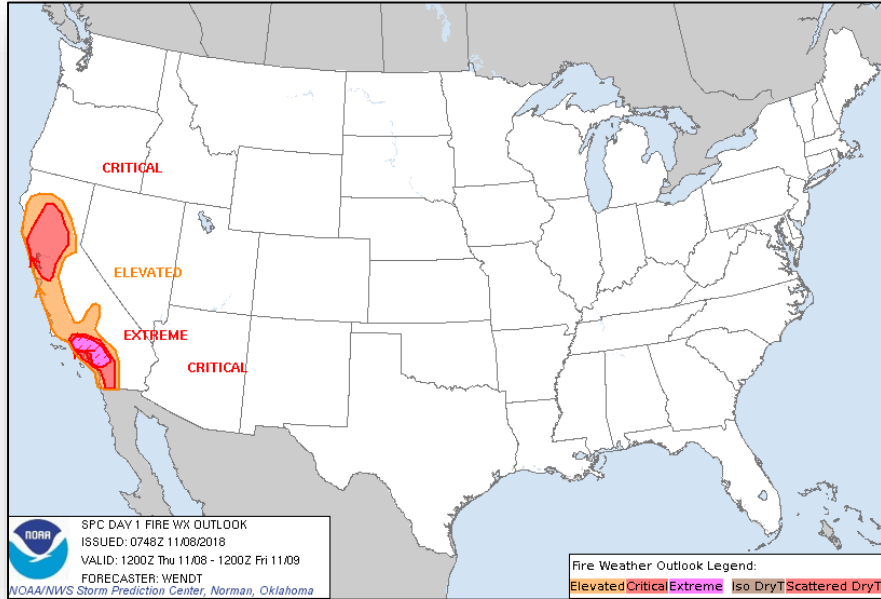


Sat

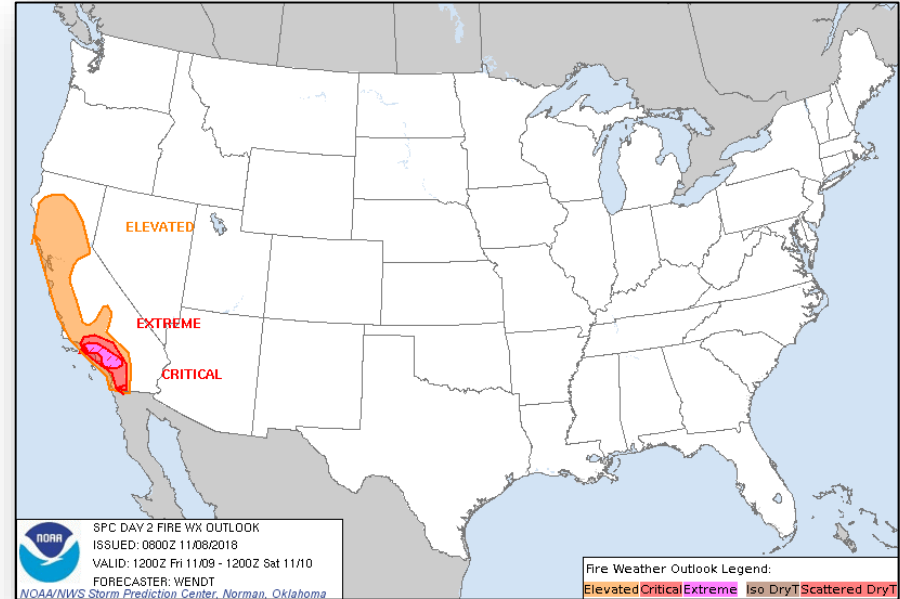
Fire Weather Outlook



FEMA



Thursday

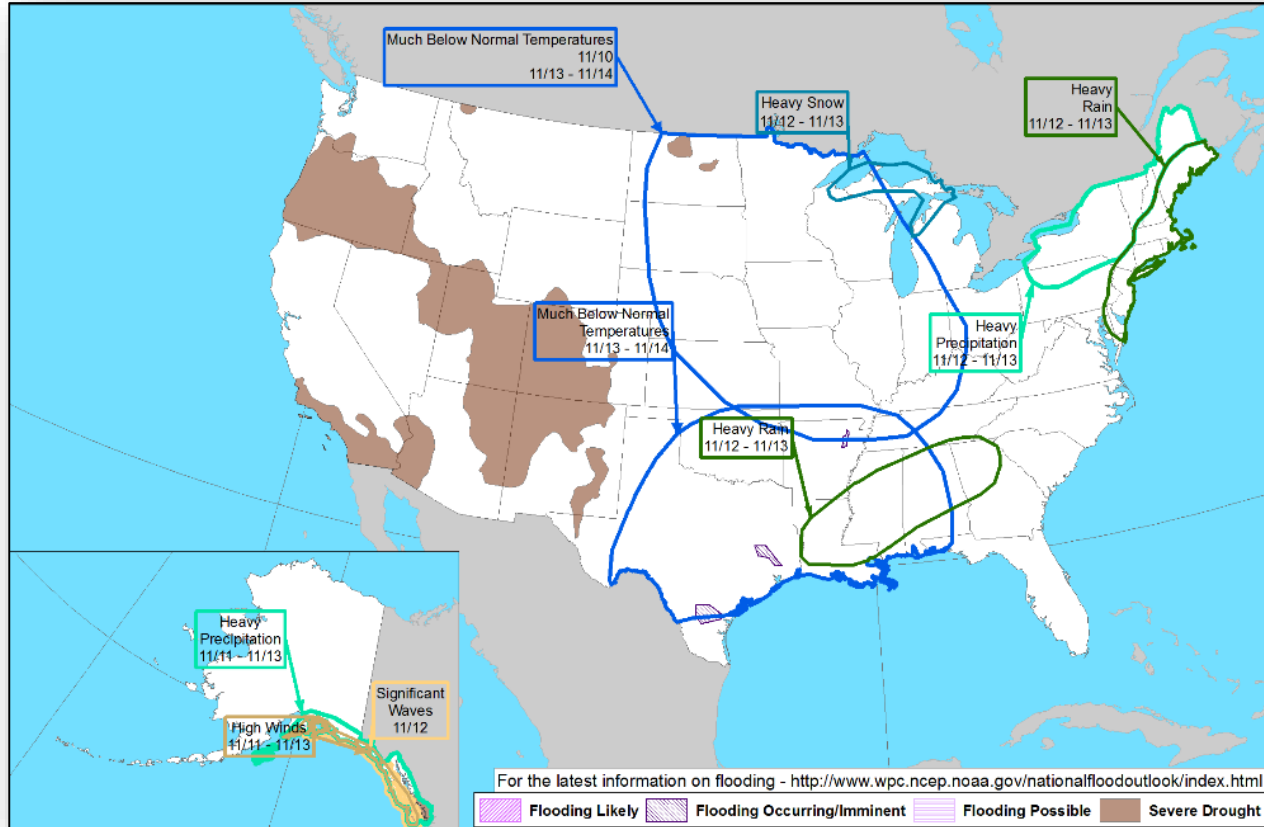


Friday

Hazards Outlook – Nov 10-14



FEMA

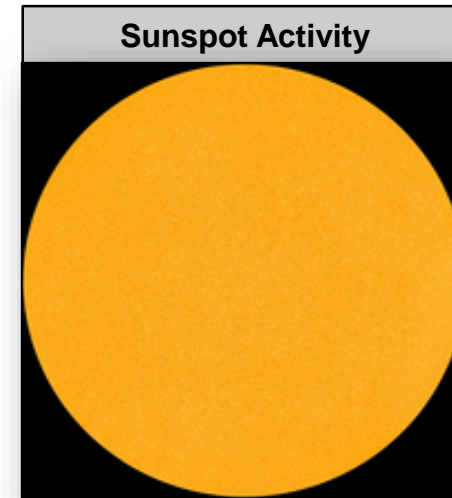



Space Weather



FEMA

	Space Weather Activity	Geomagnetic Storms	Solar Radiation	Radio Blackouts
Past 24 Hours	None	None	None	None
Next 24 Hours	None	None	None	None
For further information on NOAA Space Weather Scales refer to: http://www.swpc.noaa.gov/noaa-scales-explanation				



Joint Preliminary Damage Assessments



FEMA

Region	State / Location	Event	IA / PA	Number of Counties		Start – End
				Requested	Completed	
III	VA	Hurricane Michael October 10-11, 2018 and continuing	IA	0	0	N/A
			PA	38	21 (+21)	10/29 – TBD
V	MN	Flooding October 10, 2018	IA	0	0	NA
			PA	1	0	10/29 – TBD
VII	KS	Severe Storms, High Winds, and Flooding October 4, 2018	IA	0	0	N/A
			PA	12	5 (+2)	10/29 – TBD

Disaster Requests & Declarations



FEMA

Declaration Requests in Process					Requests APPROVED (since last report)	Requests DENIED (since last report)
3	IA	PA	HM	Date Requested	0	0
NC – DR (Appeal) Severe Storms, Flooding, Landslides, and Mudslides	X	X	X	September 19, 2018		
TX – DR Severe Storms and Flooding	X	X	X	October 30, 2018		
PA – DR Severe Storms and Flooding	X	X	X	November 2, 2018		

Disaster Amendments



FEMA

Amendment	Date Issued	Action
Amendment No. 1 to FEMA-3407-EM-AL	November 7, 2018	Closes the incident period effective October 13, 2018
Amendment No. 5 to FEMA-4400-DR-GA	November 7, 2018	Adds 2 counties for Public Assistance

FEMA

As of 3:00 a.m. EST Nov 8, 2018 Created by: FEMA NWC

* **B-2 Status:** Assemble \leq 2-hrs, On Site \leq 18-hrs; **B-48 Status:** Assemble and deploy \leq 48hrs; **Charlie Status:** No team assemble time requirement

FEMA Readiness – Activation Teams



FEMA

Status		Activated Team	Activation Level	Activation Times	Reason / Comments
NWC (5 Teams)	Steady State				
NRCC (2 Teams)	Steady State				
HLT	Activated				
RWC / MOCs (10 Regions)	Steady State				
RRCCs (10 Regions)	Steady State				

Backup Regions: VI, X, and VIII



FEMA

**FEMA's mission is helping people
before, during, and after disasters.**

Click [here](#) to subscribe to this briefing.