

FEMA National Watch Center

Daily Operations Briefing

Tuesday, November 2, 2021

8:30 a.m. ET



FEMA

National Current Ops / Monitoring

New Significant Incidents / Ongoing Ops

- None

Hazard Monitoring

- Tropical Activity:
 - Atlantic:
 - Tropical Storm Wanda
 - Eastern Pacific
 - Disturbance 1: Low (30%)
 - Disturbance 2: Low (20%)

Disaster Declaration Activity

- None

Event Monitoring

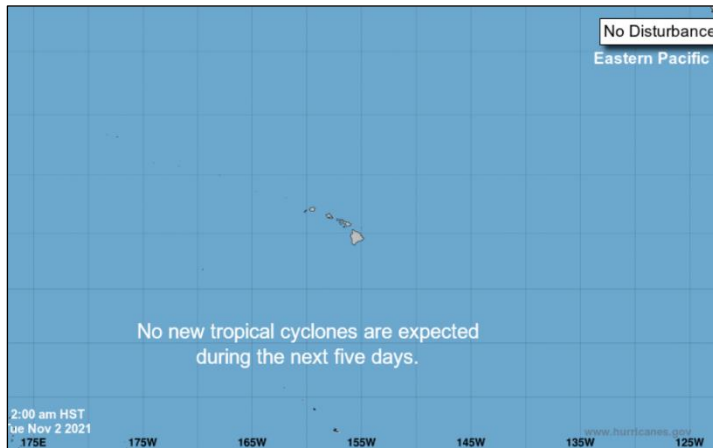
- None



FEMA

Tropical Outlook – Five Day

Central Pacific



- No new tropical cyclones are expected during the next five days

Eastern Pacific



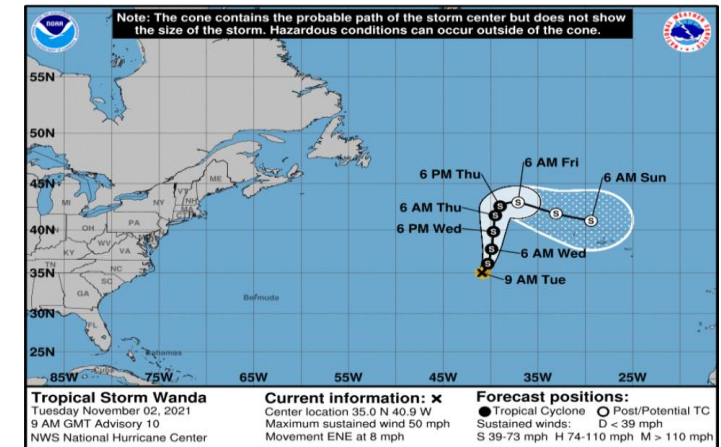
Disturbance 1 (as of 8:00 a.m. ET)

- Located over southwestern Caribbean Sea near Costa Rica
- Forecast to move across Central America today and over the far eastern Pacific waters on Wed
- Moving W at 10 mph
- Formation chance through 48 hours: Low (near 0%); 5 days: Low (30%)

Disturbance 2 (as of 8:00 a.m. ET)

- Expected to form later this week, several hundred miles S of southwestern coast of Mexico
- Moving W to WNW at 5-10 mph
- Formation chance through 48 hours: Low (near 0%); 5 days: Low (20%)

Atlantic



Tropical Storm Wanda (Advisory #10 as of 5:00 a.m. ET)

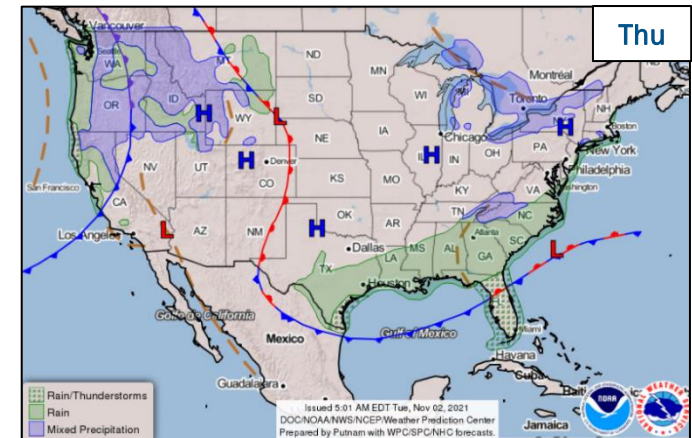
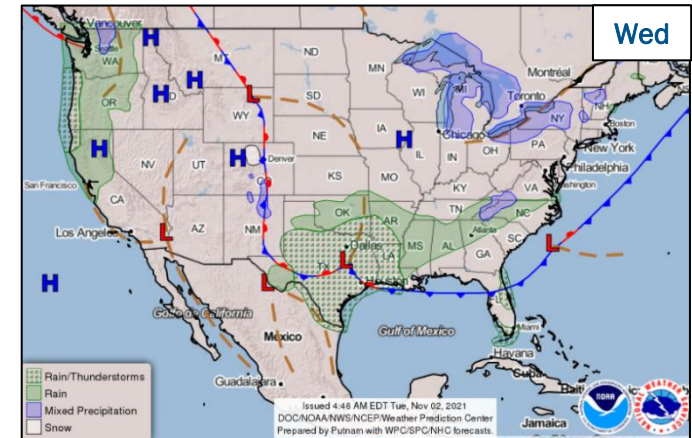
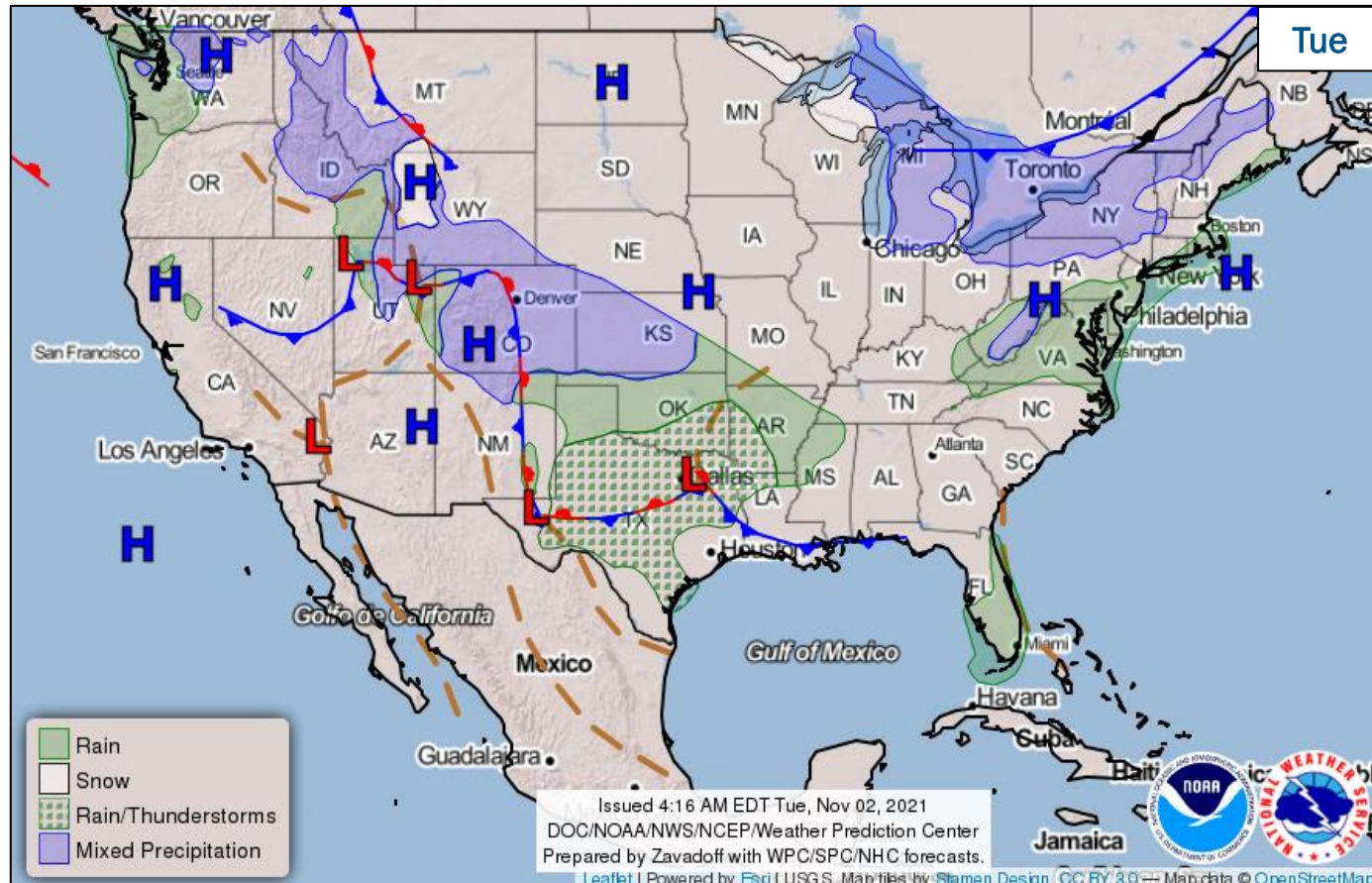
- 800 miles W of the Azores
- Moving ENE at 8 mph
- Maximum sustained winds 50 mph
- Tropical storm force winds extend 60 miles



FEMA

National Watch Center

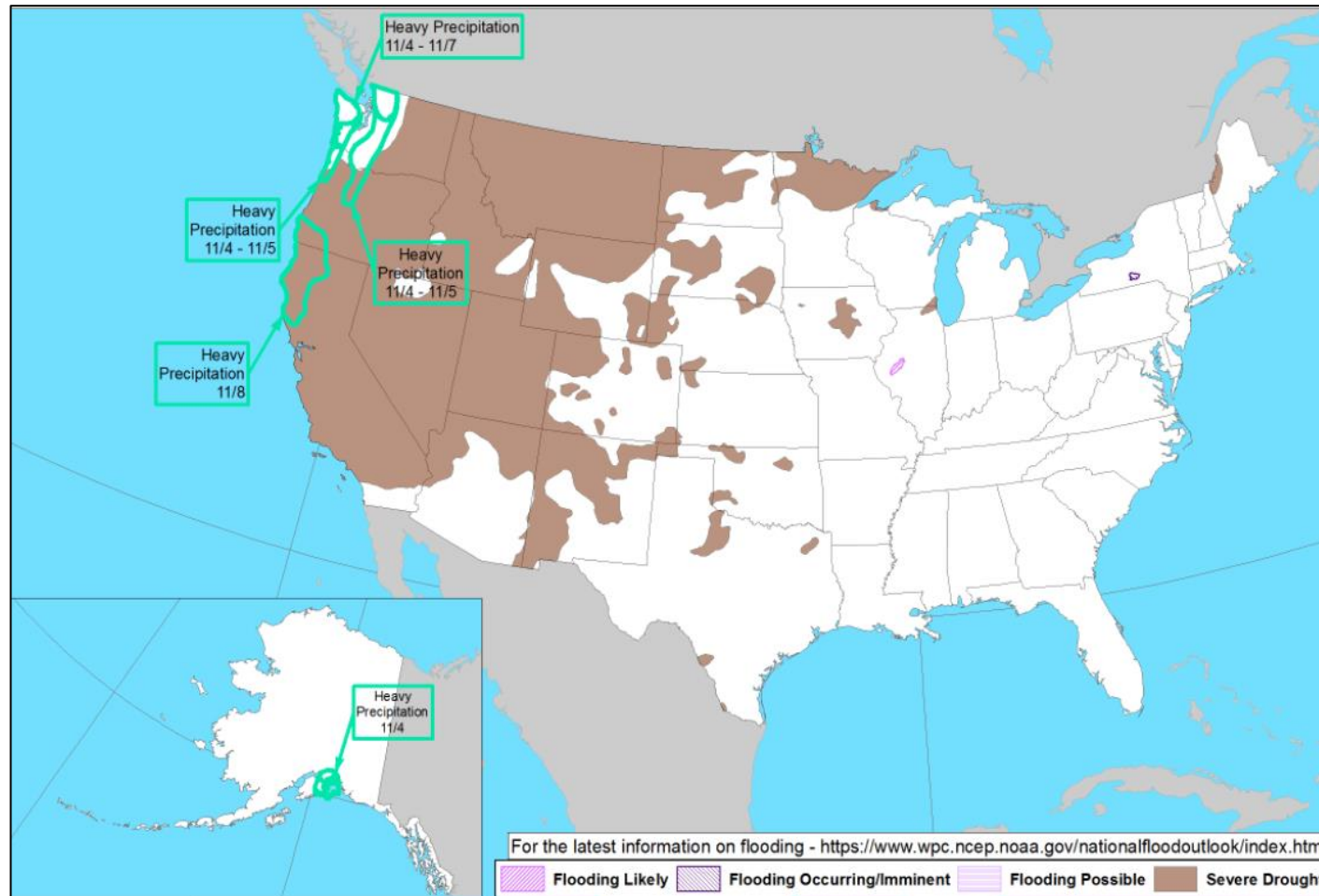
National Weather Forecast



FEMA

National Watch Center



Hazards Outlook – Nov 4 - 8



FEMA

Space Weather Outlook

	Space Weather Activity	Geomagnetic Storms	Solar Radiation	Radio Blackouts
Past 24 Hours	Minor	None	None	R1
Next 24 Hours	Minor	G1	None	None
For further information on NOAA Space Weather Scales refer to: http://www.swpc.noaa.gov/noaa-scales-explanation For further information on Sunspot Activity refer to: https://www.swpc.noaa.gov/phenomena/sunspotssolar-cycle				



FEMA

Joint Preliminary Damage Assessments

Region	State / Location	Incident	IA	Number of Counties		Start – End
			PA	Requested	Complete	
I	RI	Ida Sep 1-2	IA	0	0	N/A
			PA	1	0	10/12 – TBD



FEMA

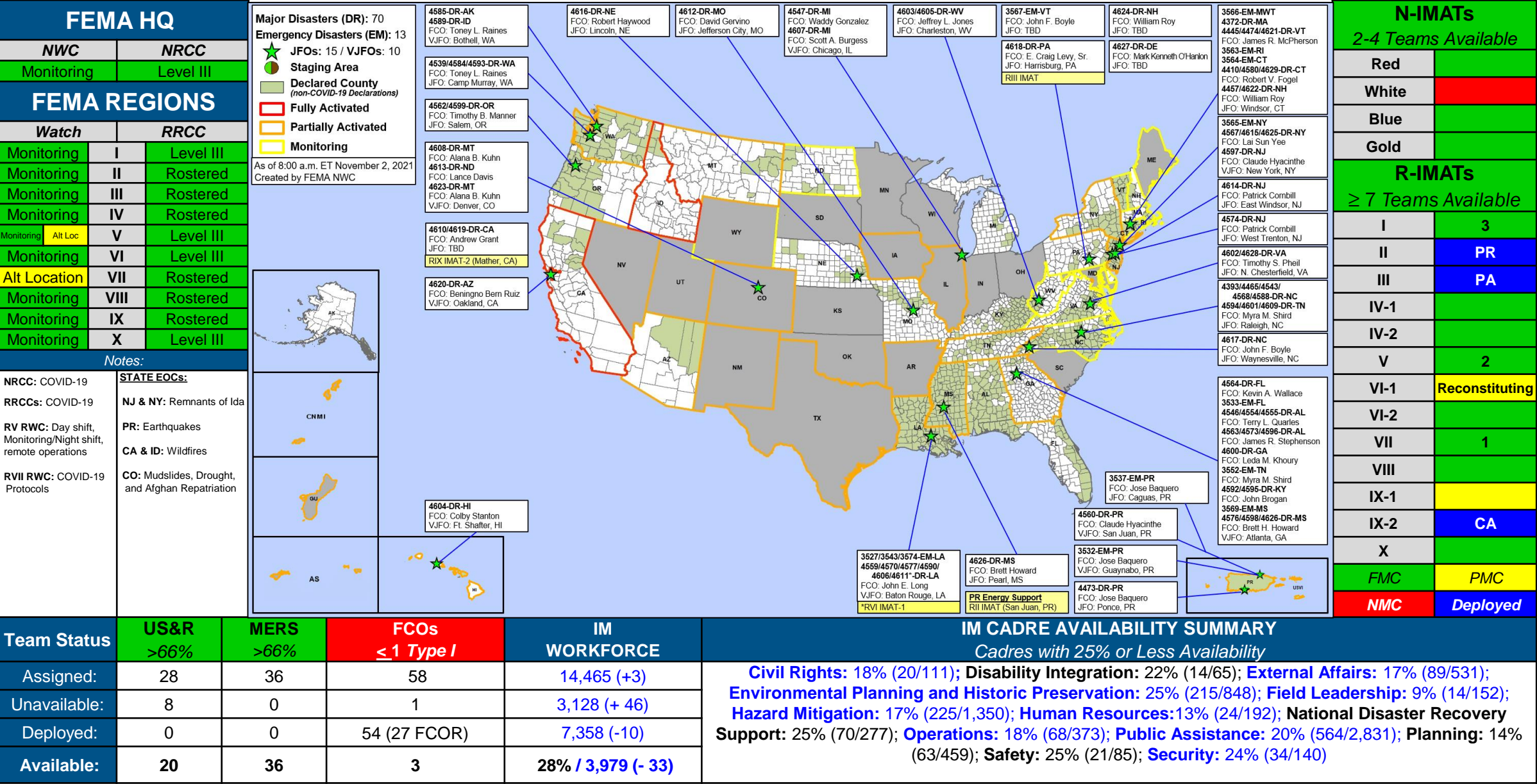
Declaration Requests in Process – 1

State / Tribe / Territory – Incident Description	Type	IA	PA	HM	Requested
NM – Severe Storms and Flooding	DR	X	X	X	Oct 6



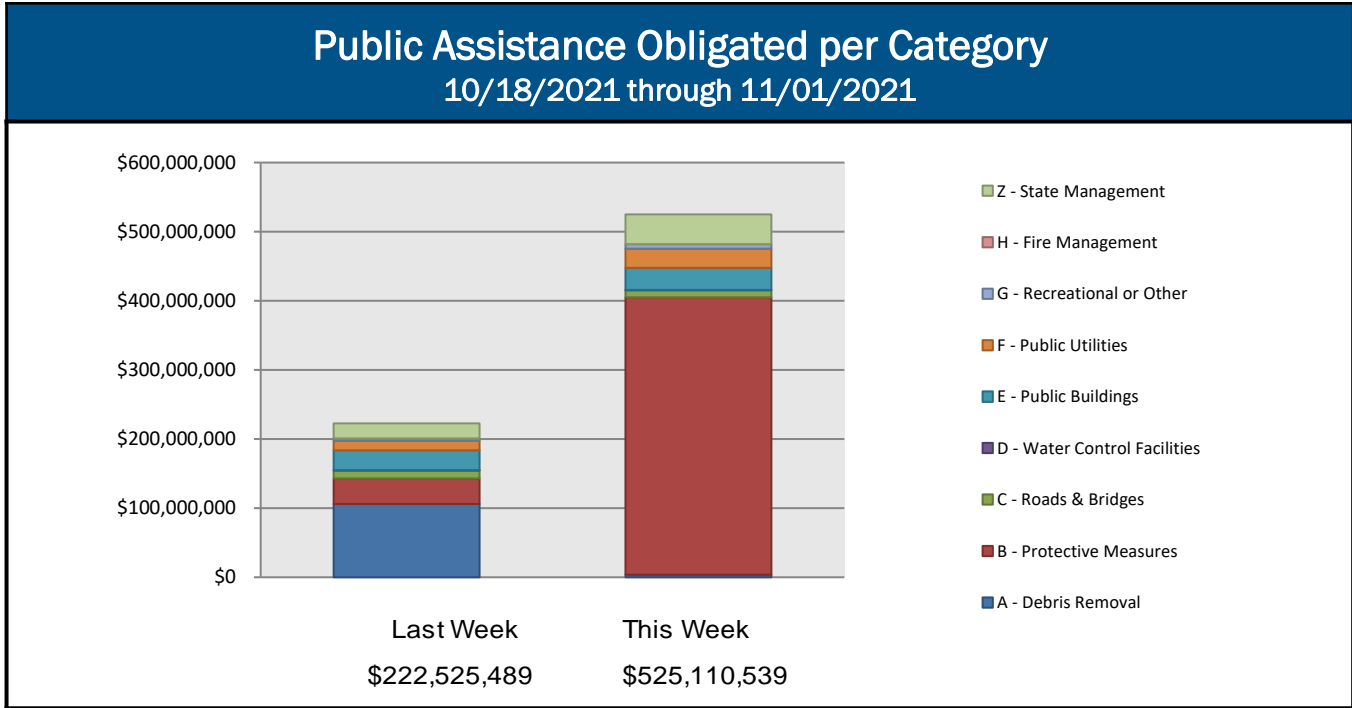
FEMA

FEMA Common Operating Picture



Public Assistance Grant Program

PA Project Worksheets Obligated in past week, as of 11/01/21 at 1500 EDT									
PA Category	Emergency Work		Permanent Work						
	A - Debris Removal	B - Protective Measures	C - Roads & Bridges	D - Water Control Facilities	E - Public Buildings	F - Public Utilities	G - Recreational or Other	H - Fire Management	Z - State Management
Number Of PWs Obligated	42	332	62	6	57	22	24	0	69
Federal Share Obligated	\$3,377,046.19	\$401,730,171.34	\$10,075,463.05	\$275,266.79	\$32,016,916.61	\$27,803,806.10	\$6,546,023.98	\$0	\$43,285,845.39
Total									
614									
\$525,110,539.45									



COVID-19 Obligated
as of 11/1/2021

- Total Public Assistance Obligated: \$33,294,218,001

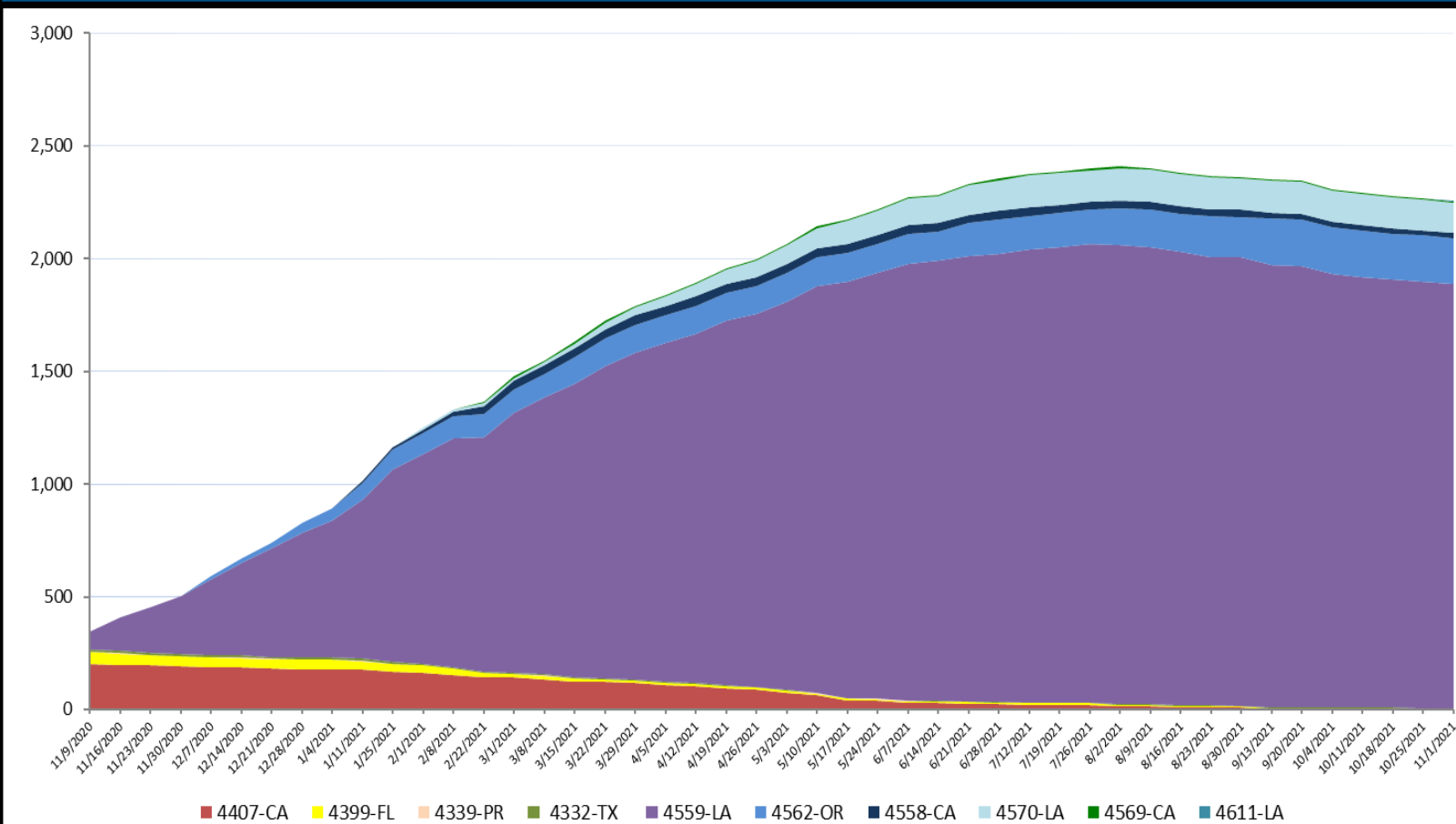
This Week's PA Highlights

- In 4518-AR
\$62 Million obligated for Category B – Protective Measures
- In 4500- CT
\$55 Million obligated for Category B – Protective Measures
- In 4481- WA
\$45 Million obligated for Category B – Protective Measures

Direct Housing

Total Households in FEMA Direct Housing per State

Past Year per Week, 11/9/2020 – 11/1/2021. There are currently **2,256** Households Occupying **2,307** Temporary Units.

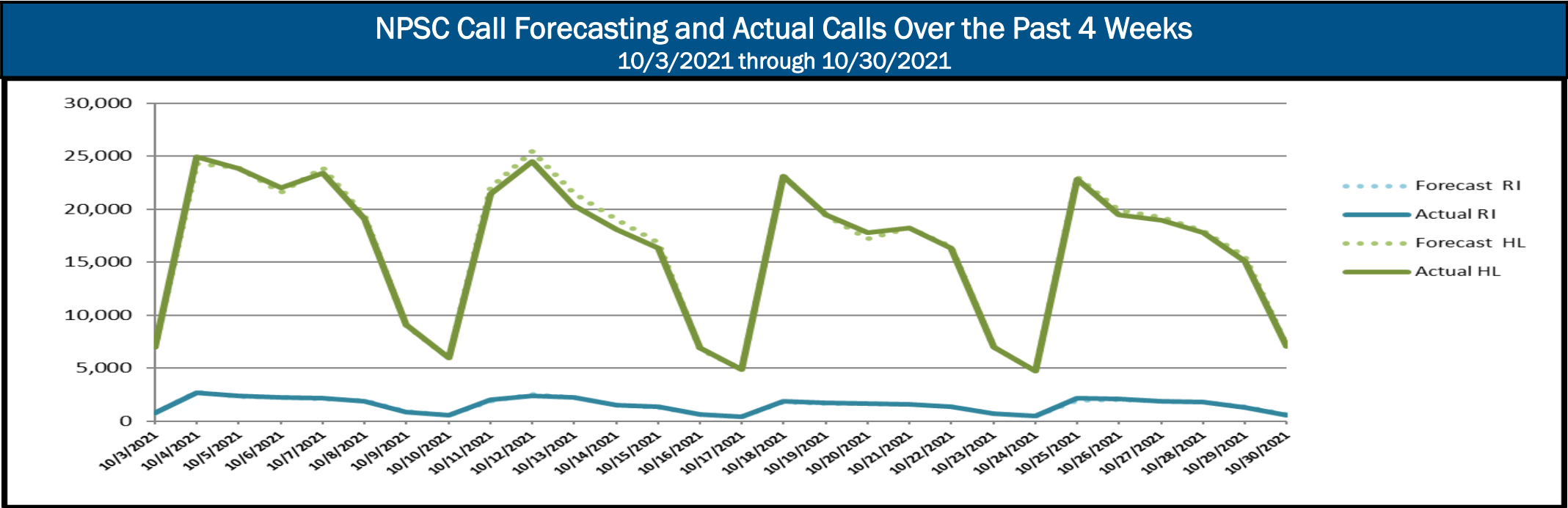


DR	IA Declaration Date	Program End Date	Current # of Households in Direct Housing (Weekly Change)
4611-LA	8/29/2021	2/28/2023	5 (+4)
4570-LA	10/16/2020	4/16/2022	133 (-1)
4569-CA	10/16/2020	4/16/2022	5 (0)
4562-OR	9/15/2020	3/15/2022	205 (0)
4559-LA	8/28/2020	2/28/2022	1882 (-12)
4558-CA	8/22/2020	2/22/2022	22 (-2)
4399-FL	10/11/2018	4/11/2020	0 (0)
4339-PR	9/20/2017	9/20/2019	1 (0)
4332-TX	8/25/2017	8/25/2019	3 (0)

States with Currently Occupied Units

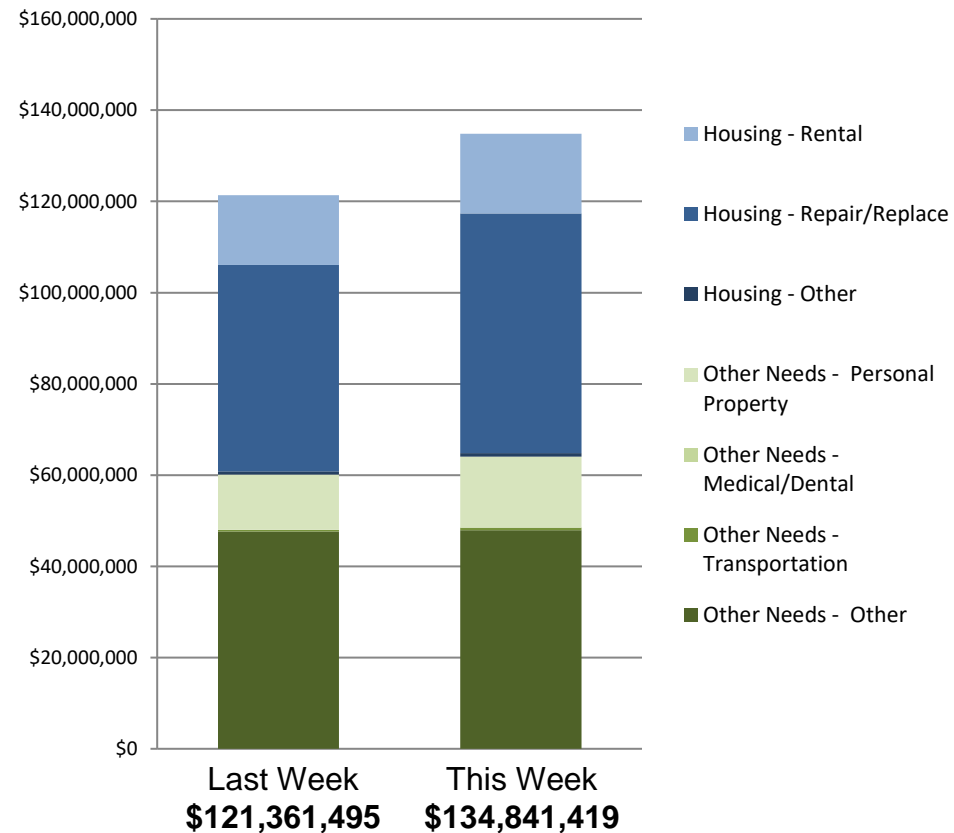
NPSC Call Activity

NPSC Call Activity in the Past Week 10/24/2021 through 10/30/2021		
Call Type	Projected Calls	Actual Calls
Registration Intake:	10,096	10,338
Helpline:	107,488	105,900
Combined:	117,584	116,238



Individual Assistance Activity

IHP Approved per Category in the Past
2 Weeks – 10/18/2021 through 11/1/2021



FEMA



FEMA

Helping people before, during, and after disasters.



Scan to subscribe to this briefing.