

FEMA National Watch Center

Daily Operations Briefing

Sunday, November 21, 2021

8:30 a.m. ET



FEMA

National Current Ops / Monitoring

New Significant Incidents / Ongoing Ops

- None

Hazard Monitoring

- Critical Fire Weather – Southern CA

Disaster Declaration Activity

- None

Event Monitoring

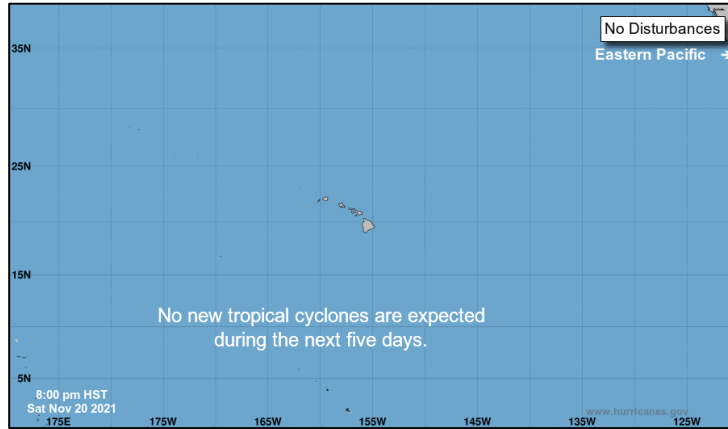
- None



FEMA

Tropical Outlook – Five Day

Central Pacific



- No significant activity

Eastern Pacific



- No significant activity

Atlantic

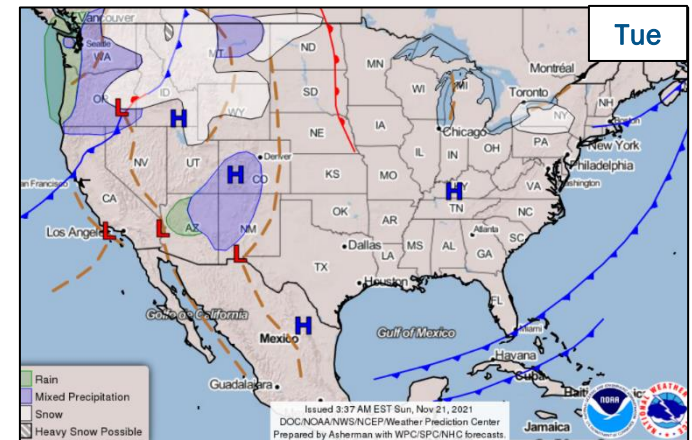
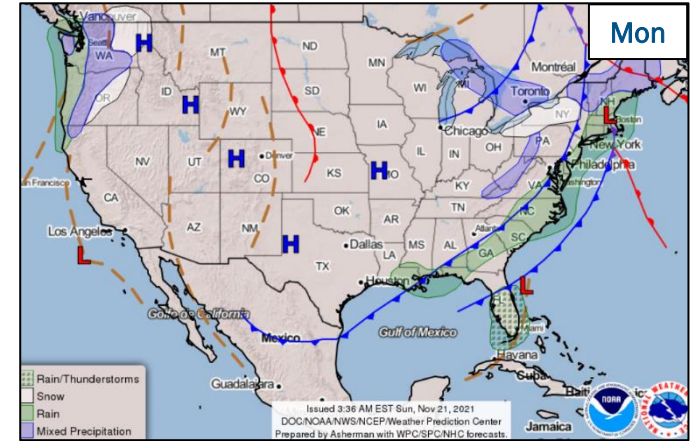
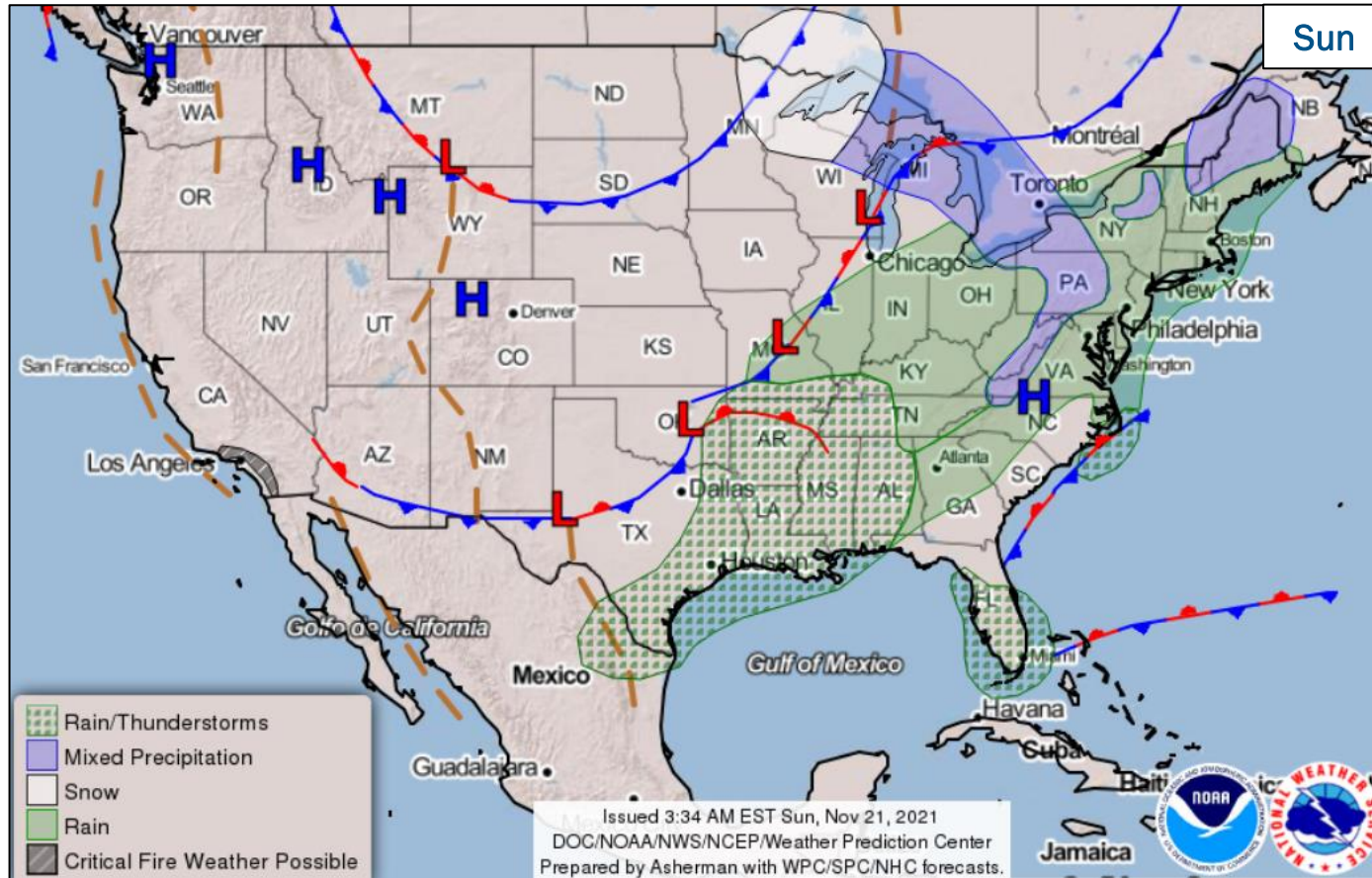


- No significant activity



FEMA

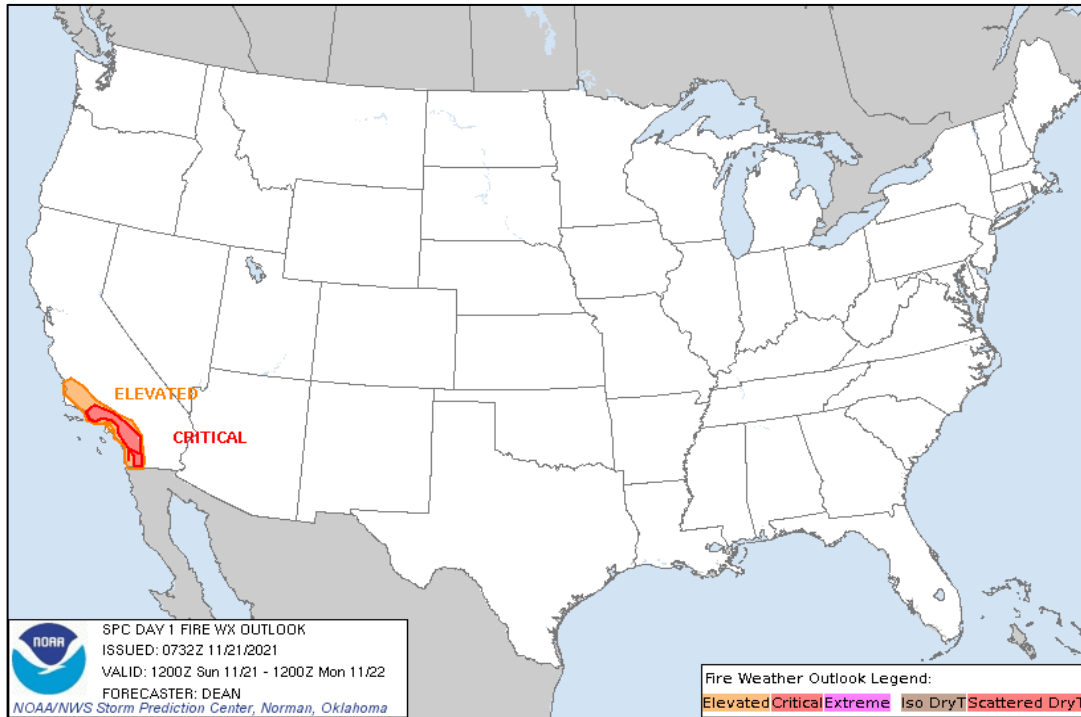
National Weather Forecast



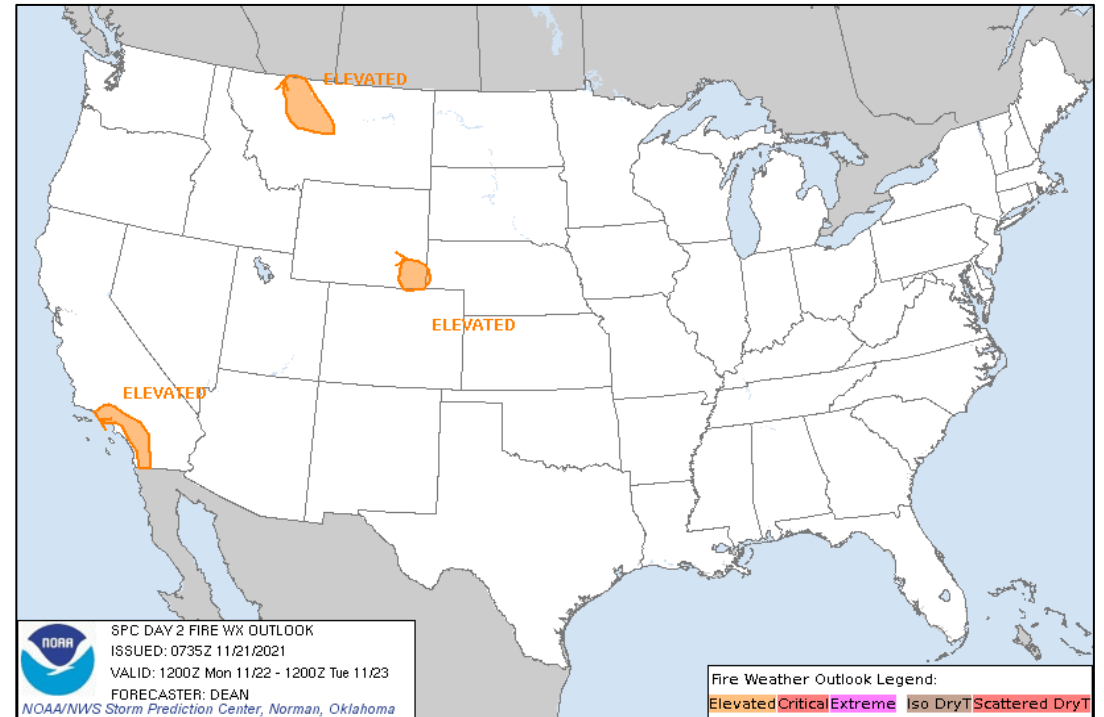
FEMA

National Watch Center

Fire Weather Outlook



Today



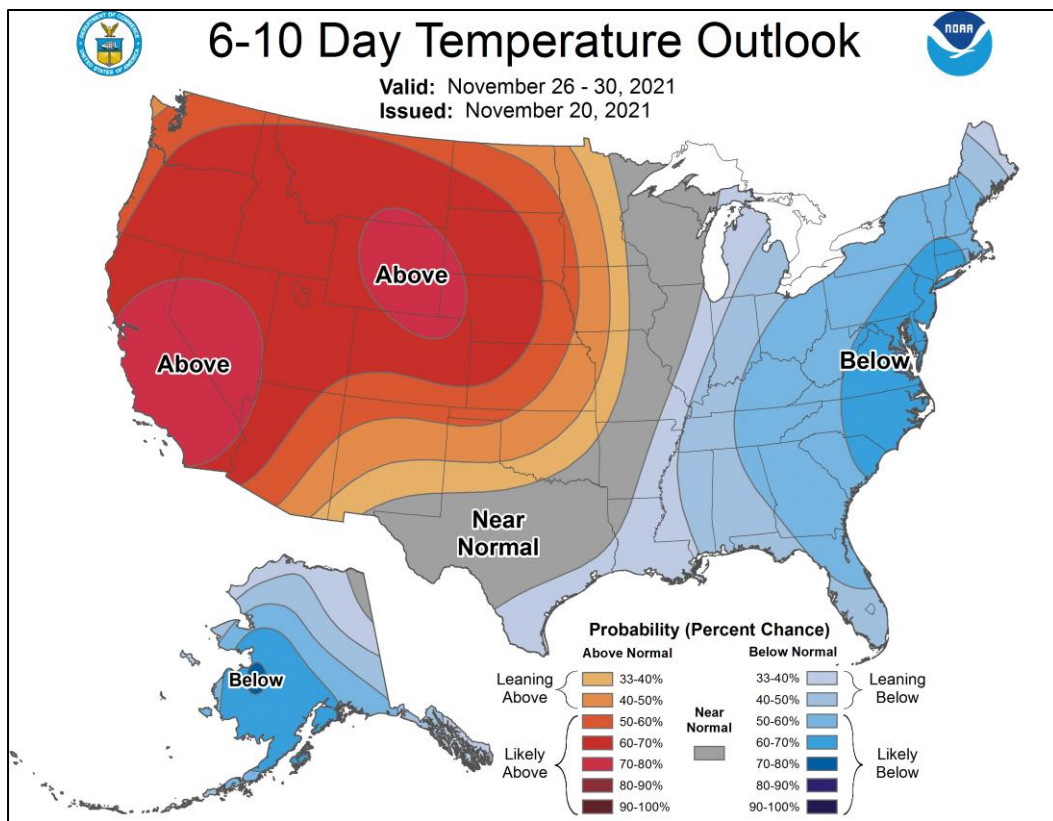
Tomorrow



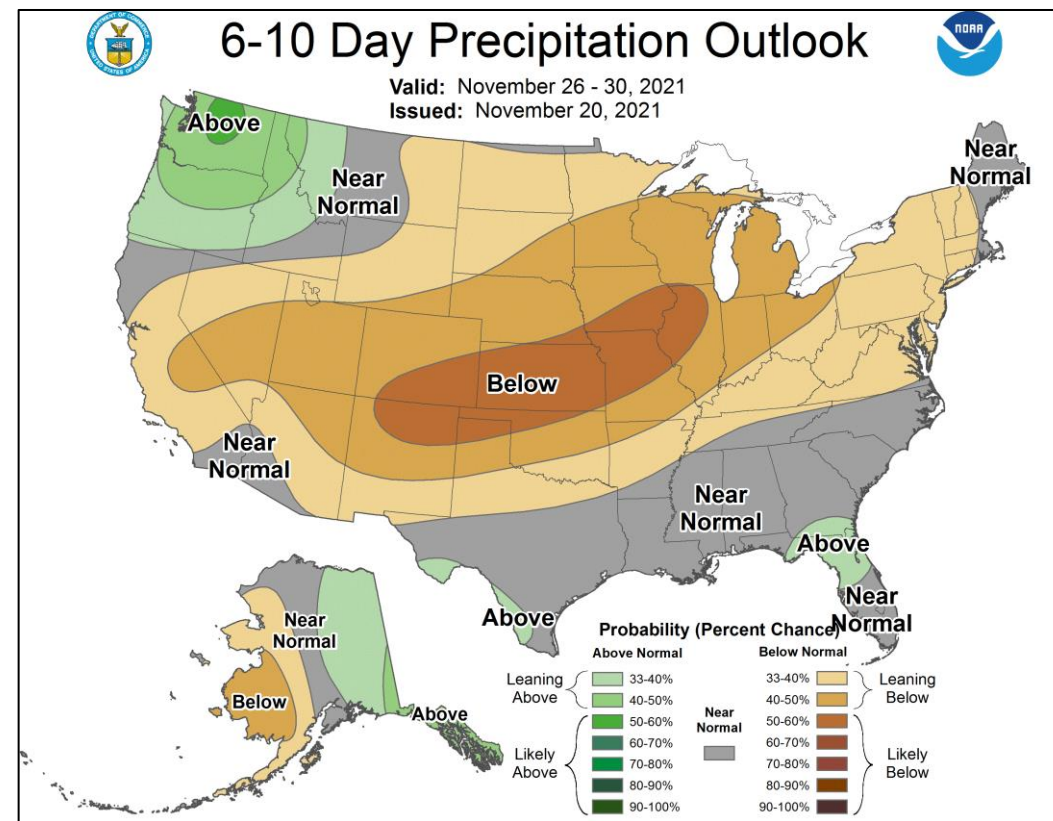
FEMA

National Watch Center

Long Range Outlooks – Nov 26-30



6-10 Day Temperature Probability



6-10 Day Precipitation Probability



FEMA

Joint Preliminary Damage Assessments

Region	State / Location	Incident	IA	Number of Counties		Start - End
			PA	Requested	Complete	
I	ME	Coastal Storm Oct 30-31	IA	0	0	N/A
			PA	4	0	11/8 - TBD



FEMA

Declaration Requests in Process – 2

State / Tribe / Territory – Incident Description	Type	IA	PA	HM	Requested
*CTCR – Drought, Fire, and Straight-Line Winds	DR		X	X	Nov 15
AL – Flooding	DR	X		X	Nov 19

* *Confederated Tribes of the Colville Reservation*



FEMA

FEMA Common Operating Picture

FEMA HQ

NWC	NRCC
Alt Location	Level III

FEMA REGIONS

Watch	RRCC
--------------	-------------

Monitoring	I	Level III	
Monitoring	II	Rostered	
Monitoring	III	Rostered	
Monitoring	IV	Rostered	
Monitoring	Alt Loc	V	Level III
Monitoring	VI	Level III	
Alt Location	VII	Rostered	
Monitoring	VIII	Rostered	
Monitoring	IX	Rostered	
Monitoring	X	Level III	

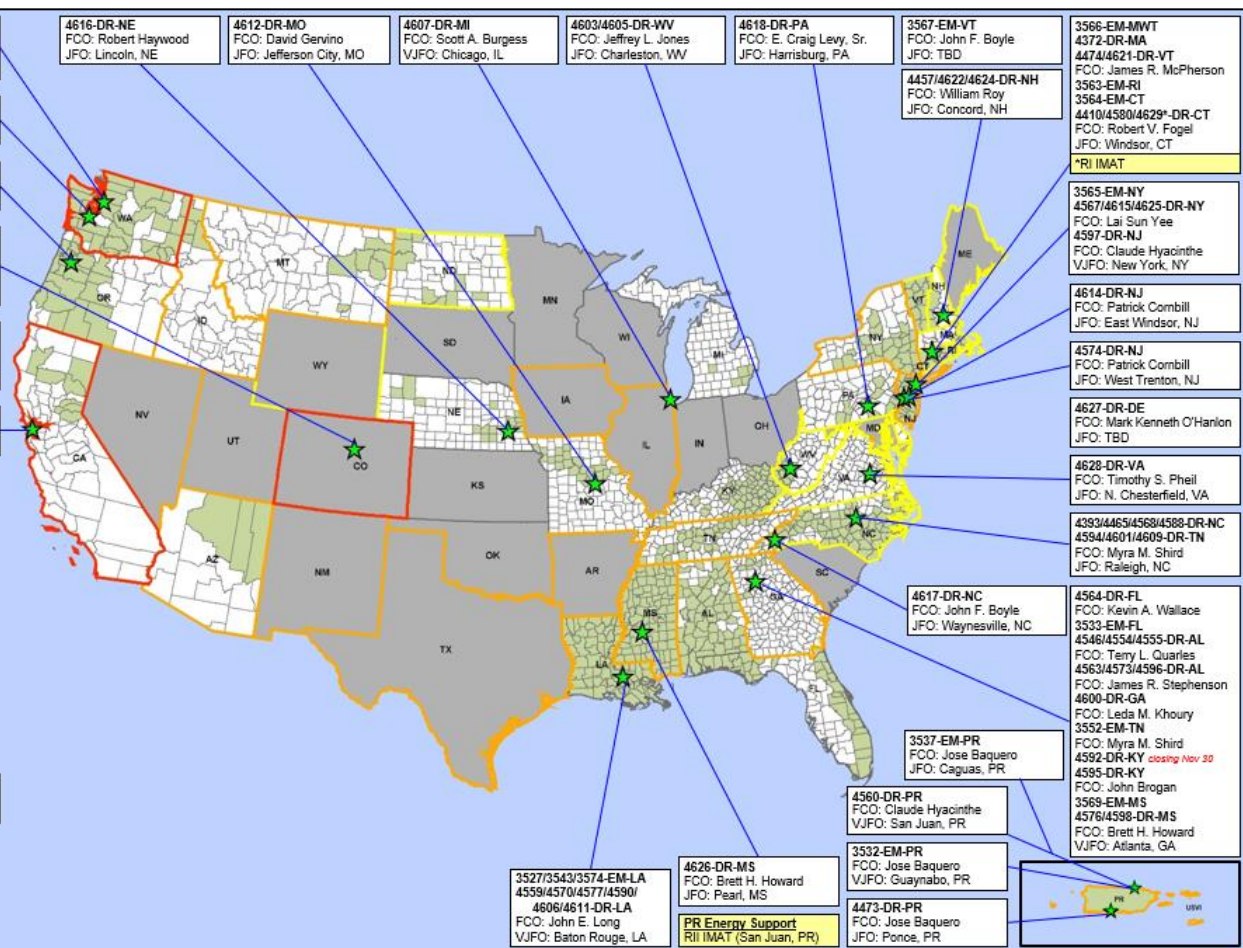
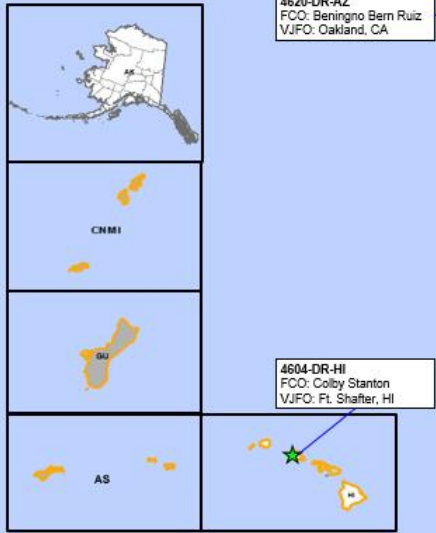
Notes:

NRCC: COVID-19	STATE EOCs:
RRCCs: COVID-19	NJ & NY: Ida
NWC: COVID-19 Protocols	PR: Earthquakes
RV RWC: Day shift, Monitoring/Night shift, remote operations	WA: Flooding
RVII RWC: COVID-19 Protocols	

Major Disasters (DR): 66
Emergency Disasters (EM): 13

- JFOs: 16 / VJFOs: 10
- Staging Area
- Declared County (non-COVID-19 Declarations)
- Fully Activated
- Partially Activated
- Monitoring

As of 8:00 a.m. ET November 21, 2021
Created by FEMA NWC



N-IMATs

2-4 Teams Available

Red	
White	Training
Blue	
Gold	

R-IMATs

≥ 7 Teams Available

I	CT
II	PR
III	Demobilizing
IV-1	
IV-2	
V	2
VI-1	
VI-2	
VII	1
VIII	
IX-1	
IX-2	CA
X	3
FMC	PMC
NMC	Deployed

Team Status	US&R ≤66%	MERS >66%	FCOs = 2 Type I	IM WORKFORCE
Assigned:	28	36	58	14,390
Unavailable:	9	0	1	3,270 (+9)
Deployed:	0	0	48 (27 FCOR)	6,876 (-67)
Available:	19	36	9	29% / 4,244 (+58)

IM CADRE AVAILABILITY SUMMARY

Cadres with 25% or Less Availability

Civil Rights: 23% (25/111); External Affairs: 20% (105/531); Field Leadership: 15% (23/150); Hazard Mitigation: 17% (226/1,356); Human Resources: 15% (29/194); Operations: 20% (75/373); Public Assistance: 20% (546/2,717); Planning: 16% (74/461)



FEMA

Helping people before, during, and after disasters.



Scan to subscribe to this briefing.