

FEMA National Watch Center

Daily Operations Briefing

Sunday, November 28, 2021

8:30 a.m. ET



FEMA

National Current Ops / Monitoring

New Significant Incidents / Ongoing Ops

- None

Hazard Monitoring

- Mixed Precipitation – Pacific Northwest to the Northern Rockies, Upper Mississippi Valley, Great Lakes to the Mid-Atlantic and Northeast
- Freezing Rain – Upper Mississippi Valley
- Snow – Upper Mississippi Valley to the Northeast

Disaster Declaration Activity

- None

Event Monitoring

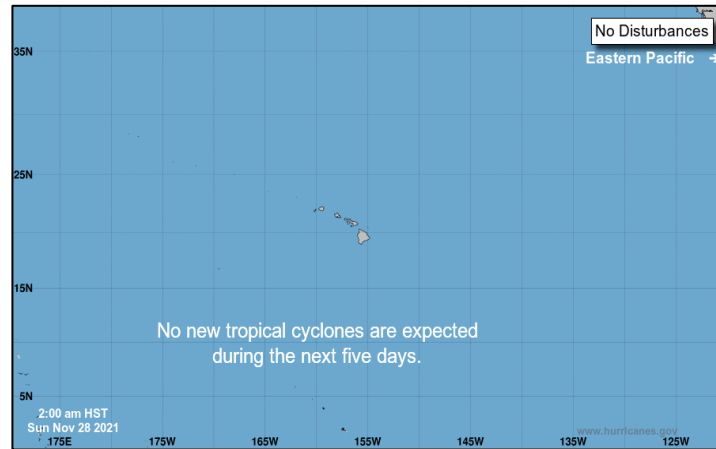
- None



FEMA

Tropical Outlook – Five Day

Central Pacific



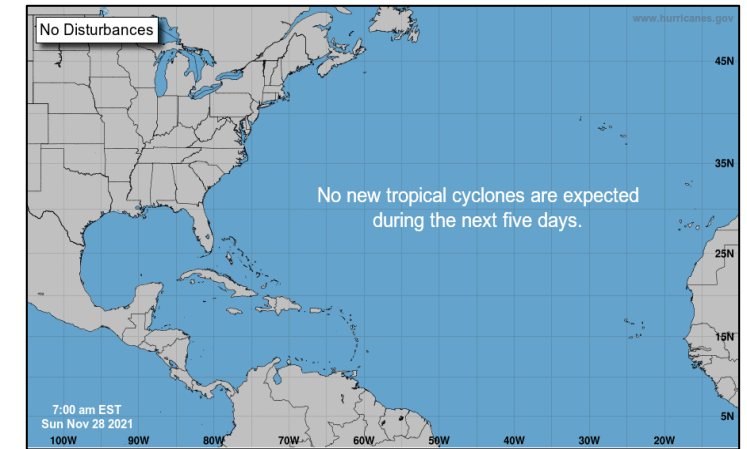
- No significant activity

Eastern Pacific



- No significant activity

Atlantic

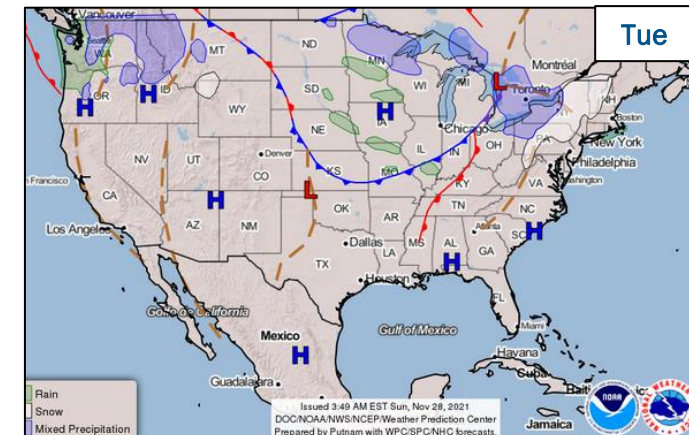
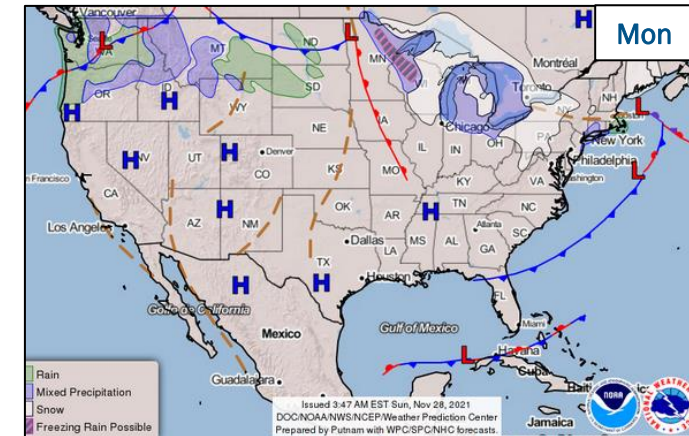
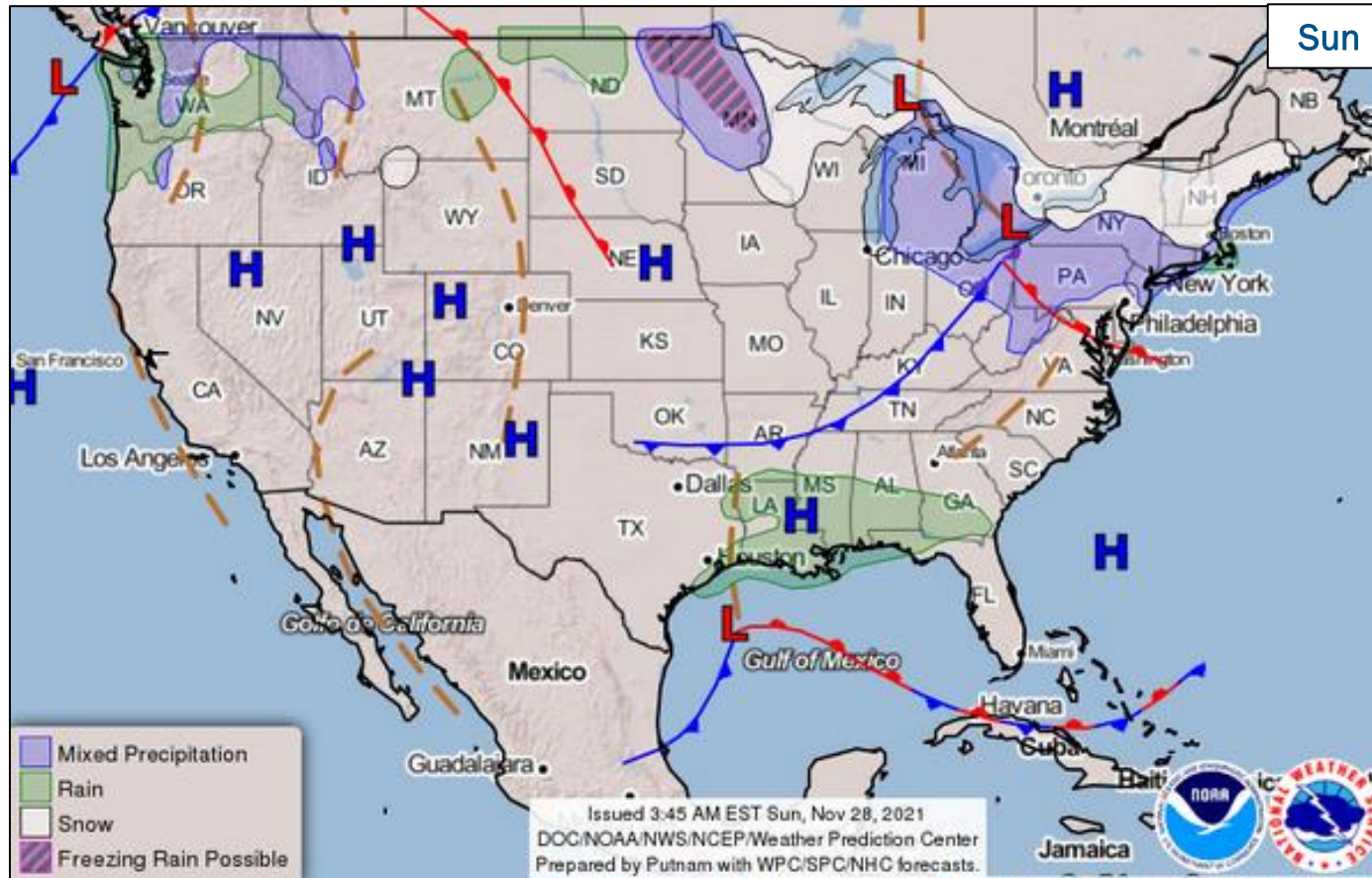


- No significant activity



FEMA

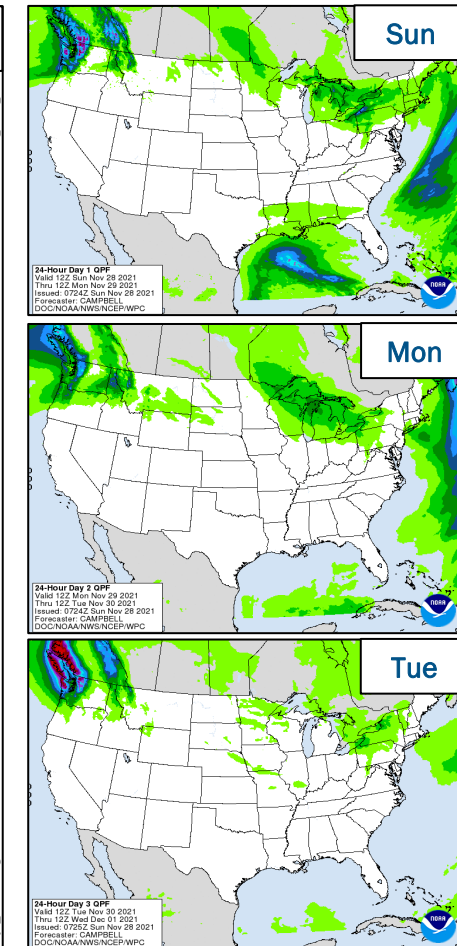
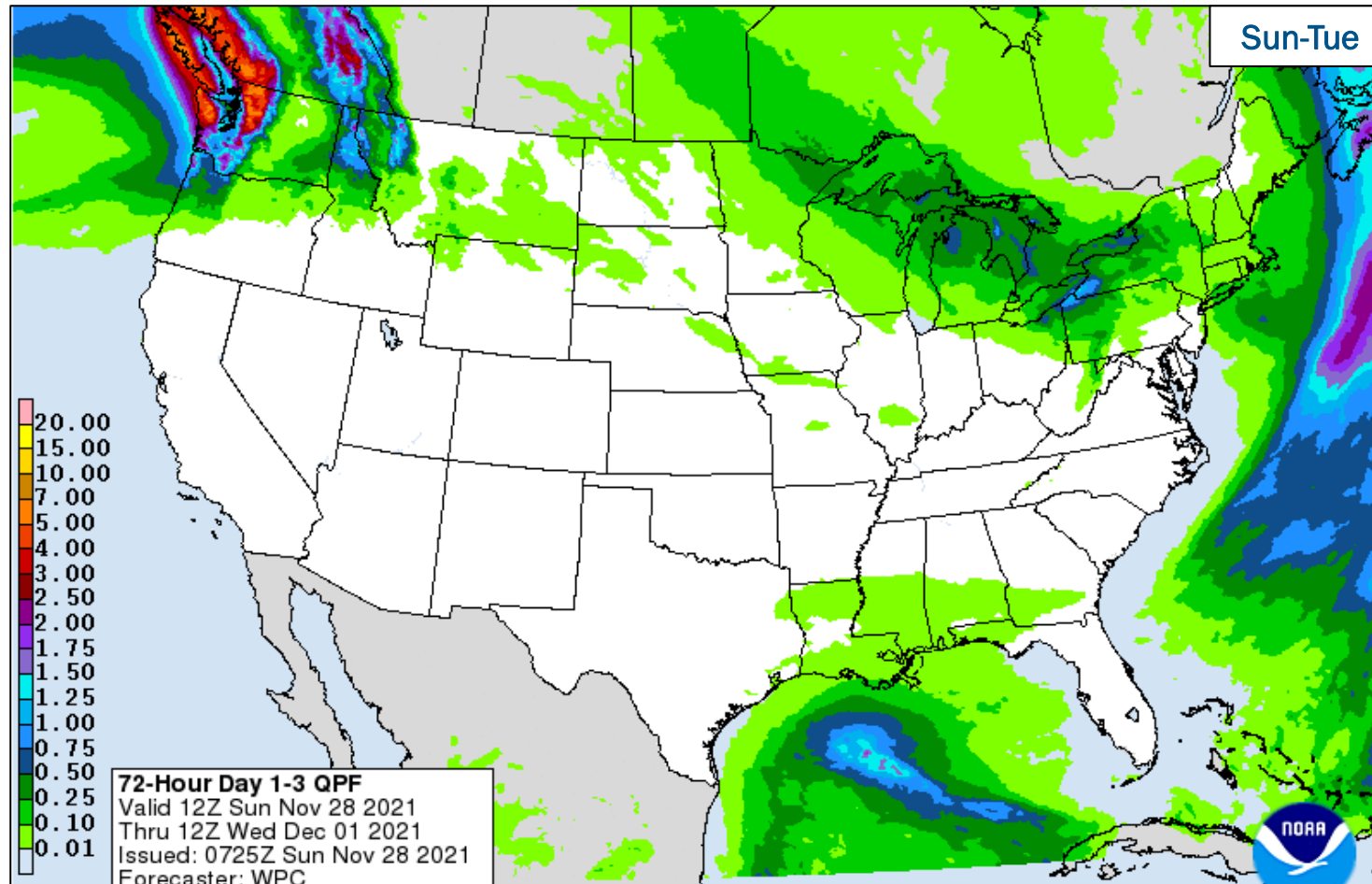
National Weather Forecast



FEMA

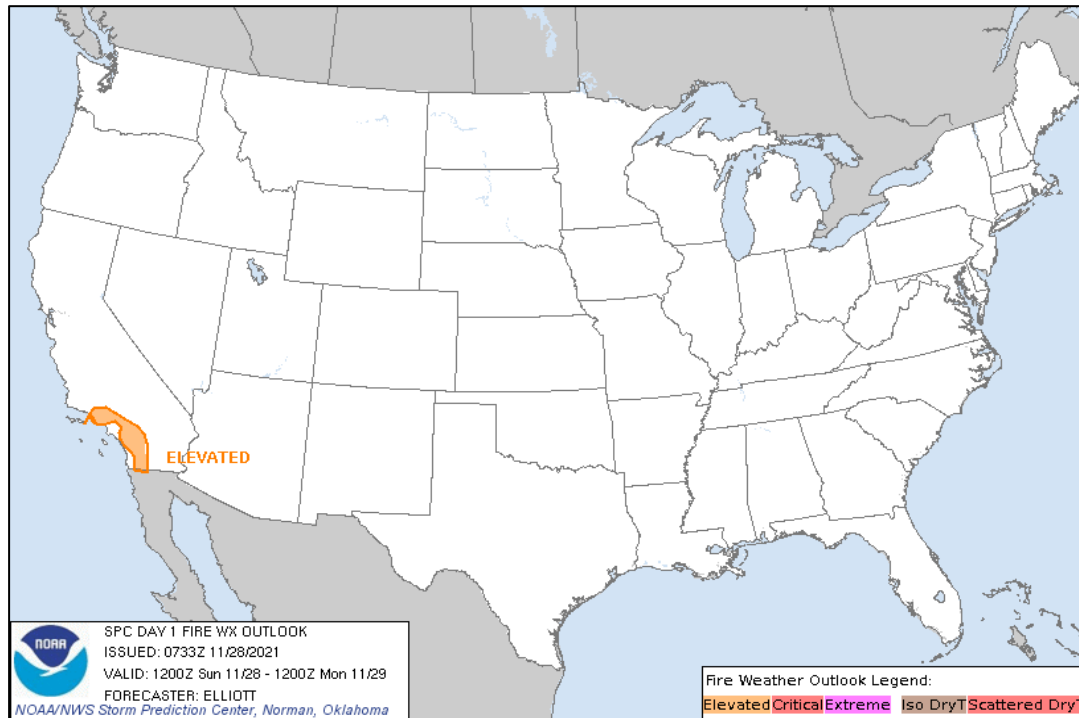
National Watch Center

Precipitation Forecast

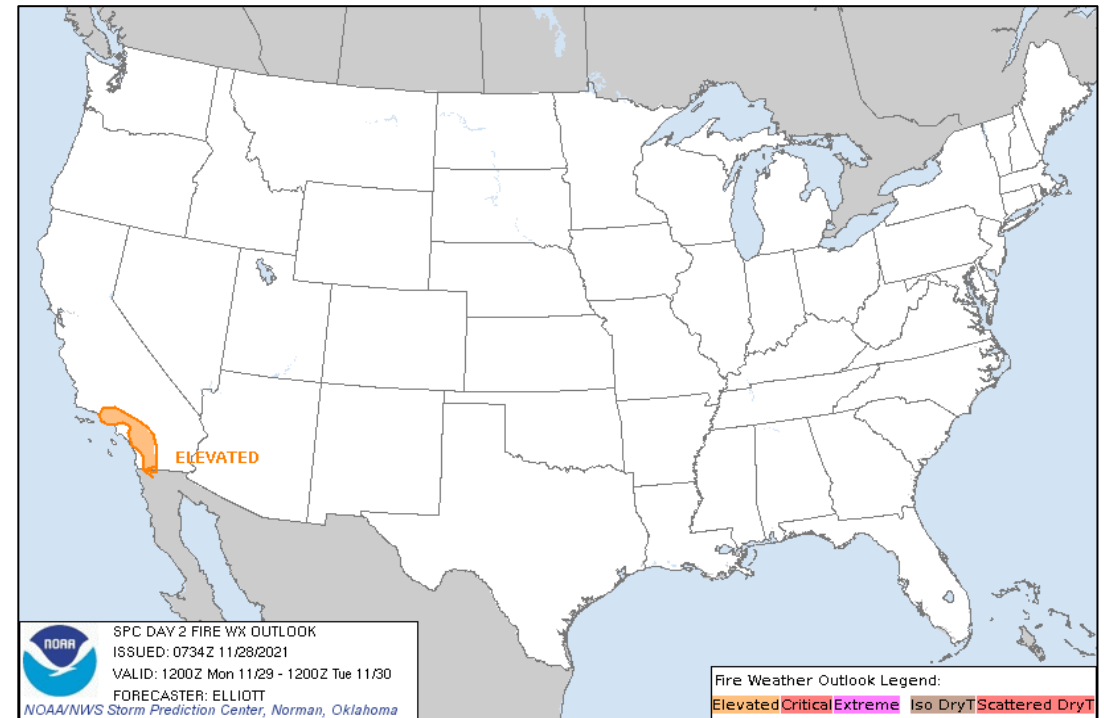


FEMA

Fire Weather Outlook



Today



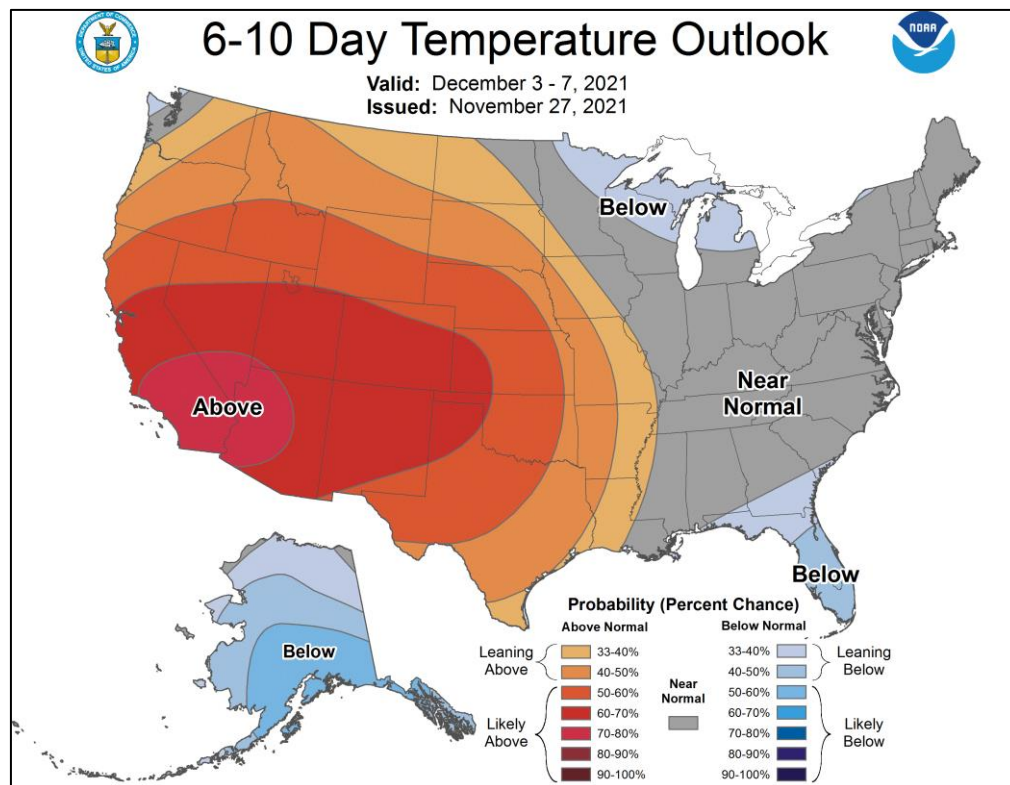
Tomorrow



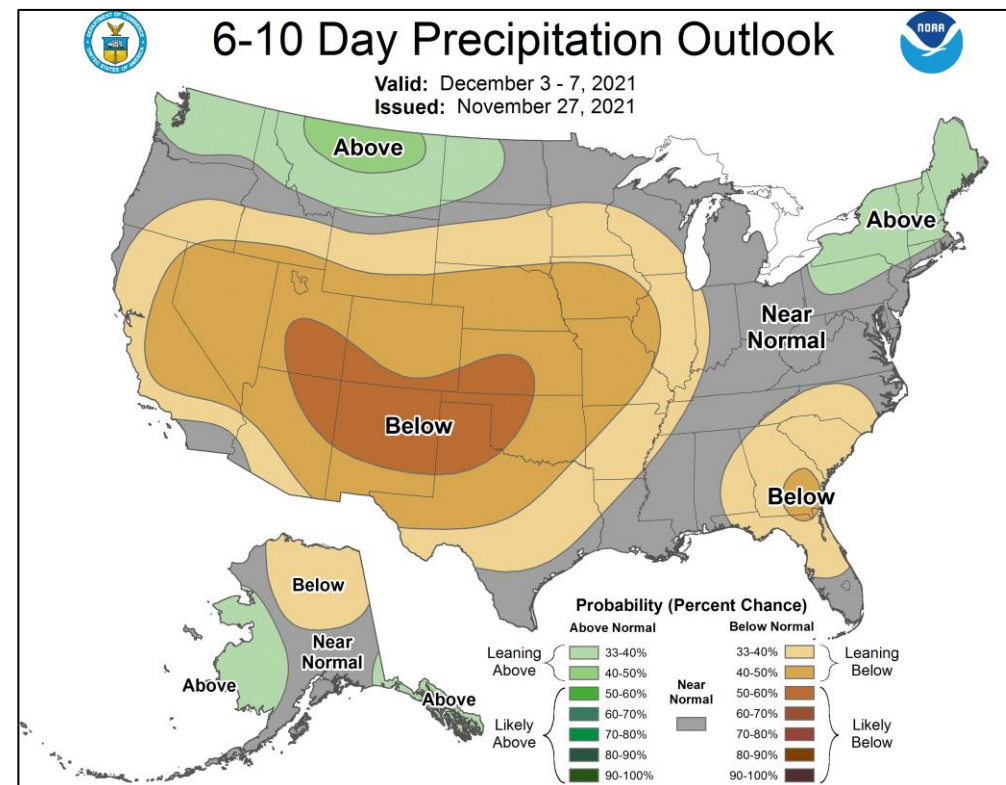
FEMA

National Watch Center

Long Range Outlooks – Dec 3-7



6-10 Day Temperature Probability



6-10 Day Precipitation Probability



FEMA

National Watch Center

Joint Preliminary Damage Assessments

Region	State / Location	Incident	IA	Number of Counties		Start – End
			PA	Requested	Complete	
I	ME	Coastal Storm Oct 30-31	IA	0	0	N/A
			PA	4	0	11/8 – TBD



FEMA

Declaration Requests in Process – 2

State / Tribe / Territory – Incident Description	Type	IA	PA	HM	Requested
CTCR* – Drought, Fire, and Straight-Line Winds	DR		X	X	Nov 15
AL – Flooding	DR	X		X	Nov 19

* Confederated Tribes of the Colville Reservation



FEMA

National Watch Center

FEMA Common Operating Picture

FEMA HQ

NWC	NRCC
Monitoring	Level III

FEMA REGIONS

Watch	RRCC
Monitoring	I
Monitoring	II
Monitoring	III
Monitoring	IV
Monitoring	V
Alt Location	VI
Monitoring	VII
Monitoring	VIII
Monitoring	IX
Monitoring	X

Notes:

NRCC: COVID-19
 RRCCs: COVID-19
 NWC: COVID-19 Protocols
 RV RWC: Day shift, Monitoring/Night shift, remote operations
 RVII RWC: COVID-19 Protocols

STATE EOCs:
 NJ & NY: Ida
 PR: Earthquakes
 WA: Flooding

Major Disasters (DR): 66

Emergency Disasters (EM): 13

- ★ JFOs: 16 / VJFOs: 10
- Staging Area
- Declared County (non-COVID-19 Declarations)
- Fully Activated
- Partially Activated
- Monitoring

As of 8:00 a.m. ET November 28, 2021
 Created by FEMA NWC

N-IMATs

2-4 Teams Available

Red	
White	Training
Blue	
Gold	

R-IMATs

≥ 7 Teams Available

I	CT (3)
II	PR
III	2
IV-1	
IV-2	
V	
VI-1	
VI-2	1
VII	
VIII	Personnel
IX-1	
IX-2	CA
X	
FMC	PMC
NMC	Deployed

Team Status	US&R ≤66%	MERS >66%	FCOs ≤ Type I	IM WORKFORCE
Assigned:	28	36	58	14,382
Unavailable:	9	0	1	3,338 (-16)
Deployed:	0	0	48 (27 FCOR)	6,718 (-6)
Available:	19	36	9	30% / 4,326 (+22)

IM CADRE AVAILABILITY SUMMARY

Cadres with 25% or Less Availability

Civil Rights: 20% (22/109); **External Affairs:** 21% (109/527); **Field Leadership:** 16% (24/150); **Hazard Mitigation:** 17% (236/1,352); **Human Resources:** 15% (29/195); **Operations:** 21% (79/373); **Public Assistance:** 20% (549/2,713); **Planning:** 15% (71/460); **Safety:** 24% (20/83)



FEMA

Helping people before, during, and after disasters.



Scan to subscribe to this briefing.