

FEMA National Watch Center

# Daily Operations Briefing

Tuesday, November 30, 2021

8:30 a.m. ET



**FEMA**

# National Current Ops / Monitoring

---

## New Significant Incidents / Ongoing Ops

- None

## Hazard Monitoring

- Excessive rain – Pacific Northwest

---

## Disaster Declaration Activity

- None

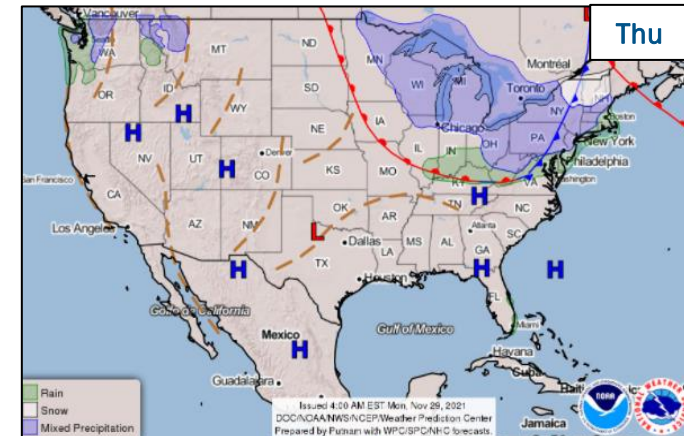
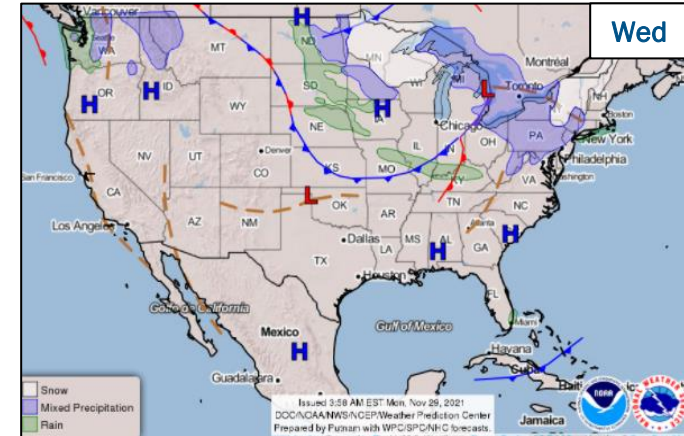
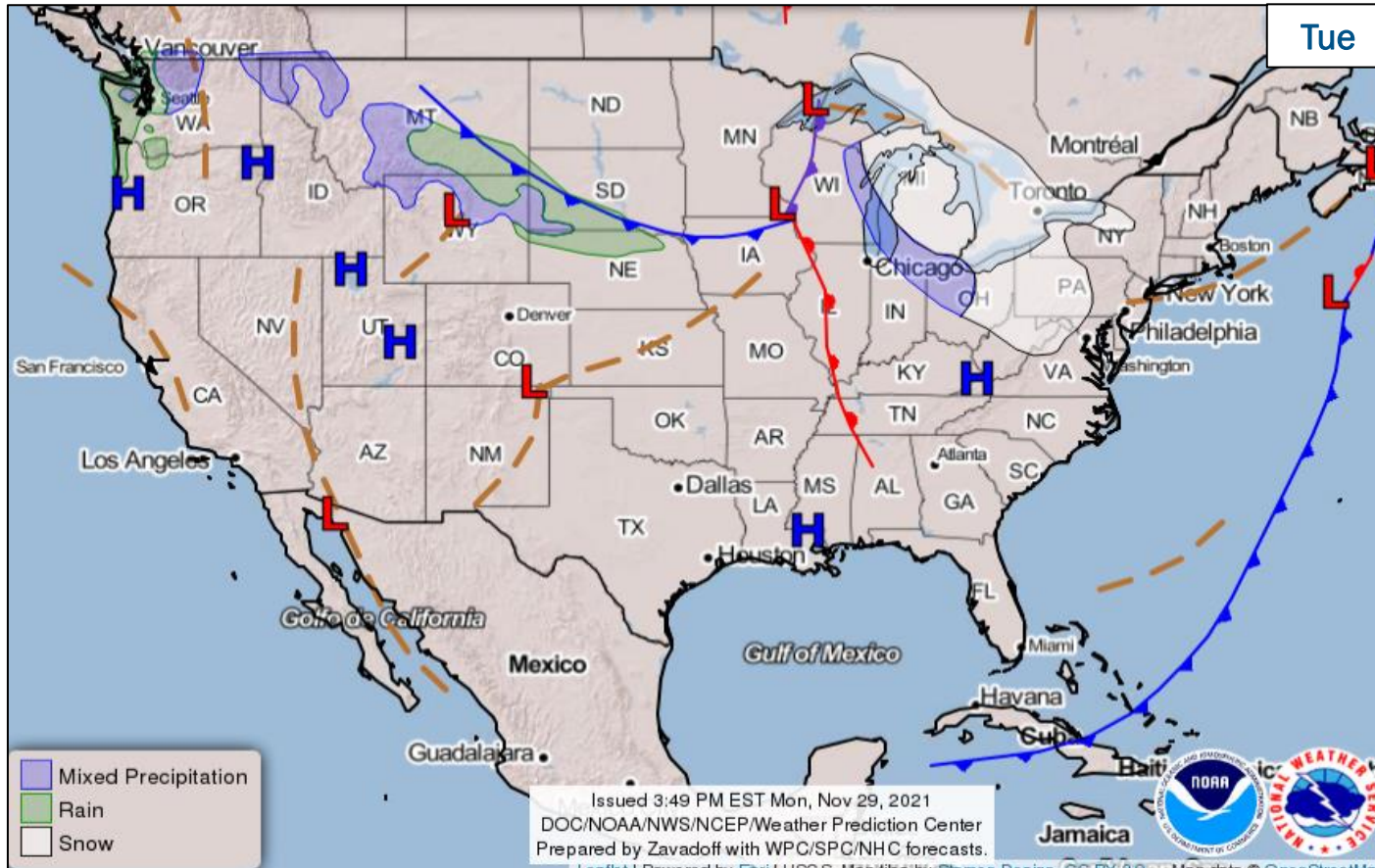
## Event Monitoring

- None



**FEMA**

# National Weather Forecast



FEMA

National Watch Center

# Joint Preliminary Damage Assessments

Region	State / Location	Incident	IA	Number of Counties		Start - End
			PA	Requested	Complete	
I	ME	Coastal Storm Oct 30-31	IA	0	0	N/A
			PA	4	0	11/8 - TBD



**FEMA**

# Declaration Requests in Process – 2

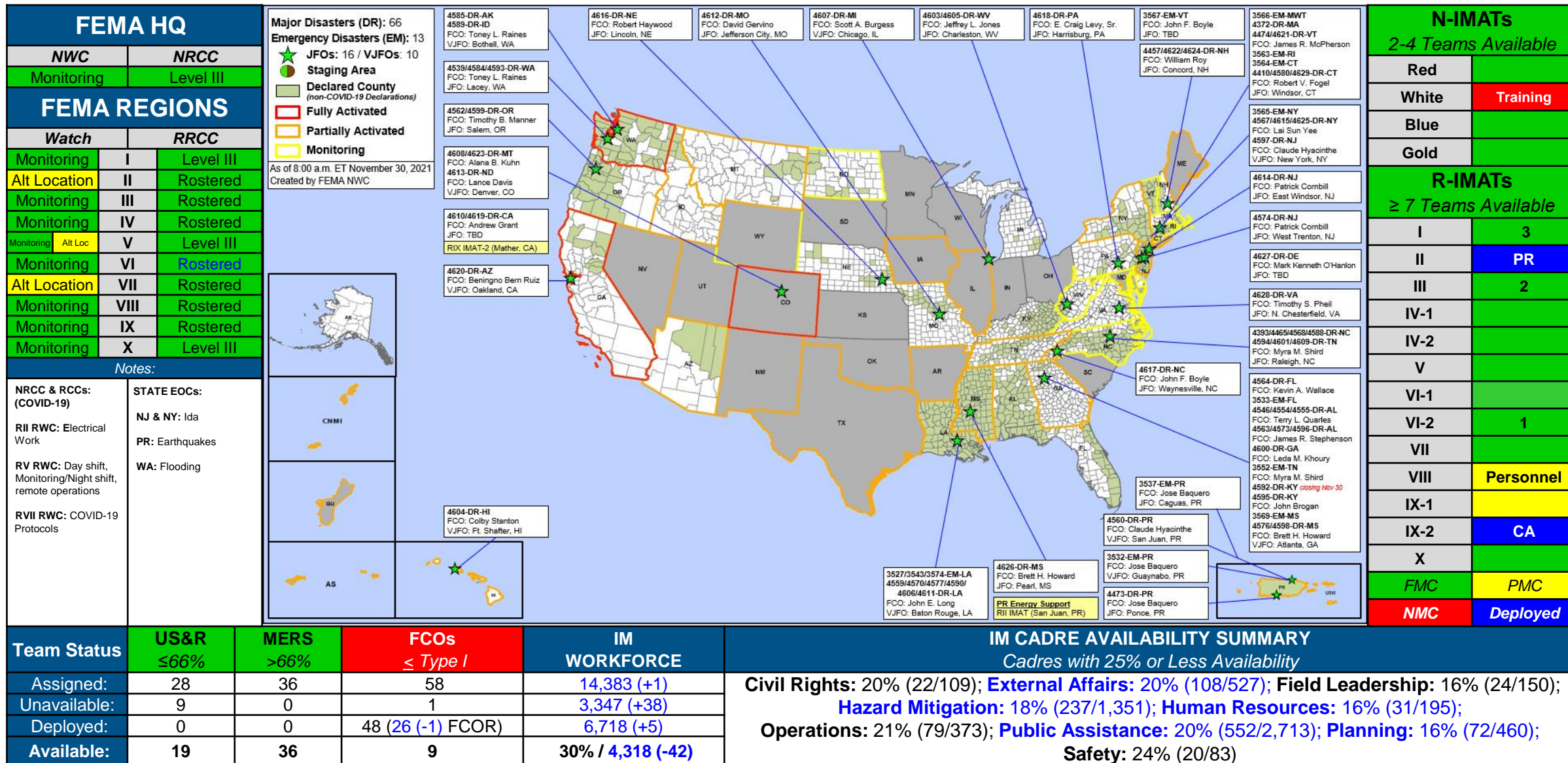
State / Tribe / Territory – Incident Description	Type	IA	PA	HM	Requested
CTCR* – Drought, Fire, and Straight-Line Winds	DR		X	X	Nov 15
AL – Flooding	DR	X		X	Nov 19

\* *Confederated Tribes of the Colville Reservation*



**FEMA**

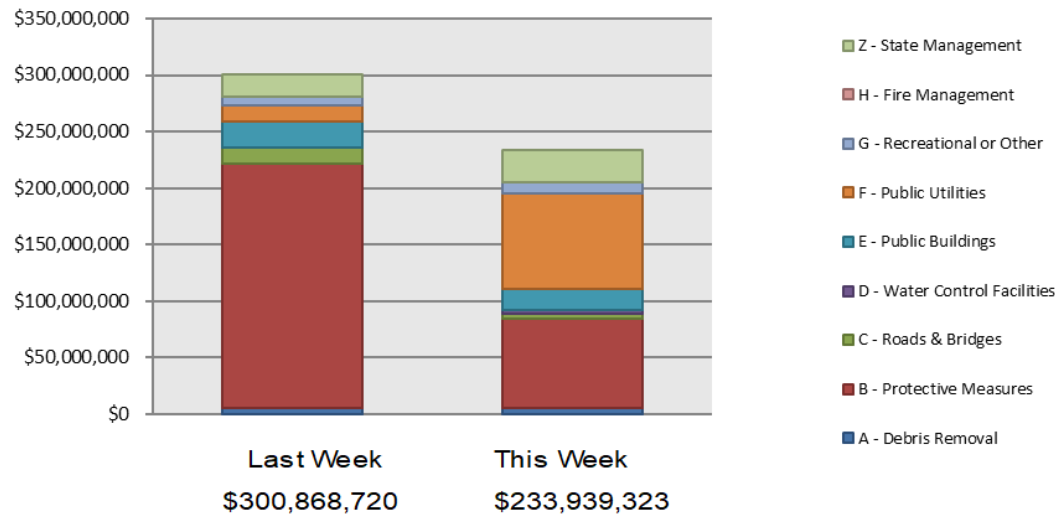
# FEMA Common Operating Picture



# Public Assistance Grant Program

PA Project Worksheets Obligated in past week, as of 11/29/21 at 1500 EDT										
PA Category	Emergency Work		Permanent Work				H - Fire Management	Z - State Management	Total	
	A - Debris Removal	B - Protective Measures	C - Roads & Bridges	D - Water Control Facilities	E - Public Buildings	F - Public Utilities				G - Recreational or Other
Number Of PWs Obligated	22	134	37	3	37	20	20	0	28	301
Federal Share Obligated	\$5,621,689.98	\$78,922,504.72	\$4,672,128.41	\$2,372,238.41	\$18,698,923.86	\$84,873,249.61	\$9,405,736.88	\$0	\$29,372,851.55	<b>\$233,939,323.42</b>

## Public Assistance Obligated per Category 11/15/2021 through 11/29/2021



## COVID-19 Obligated as of 11/29/2021

- Total Public Assistance Obligated: \$33,926,427,662

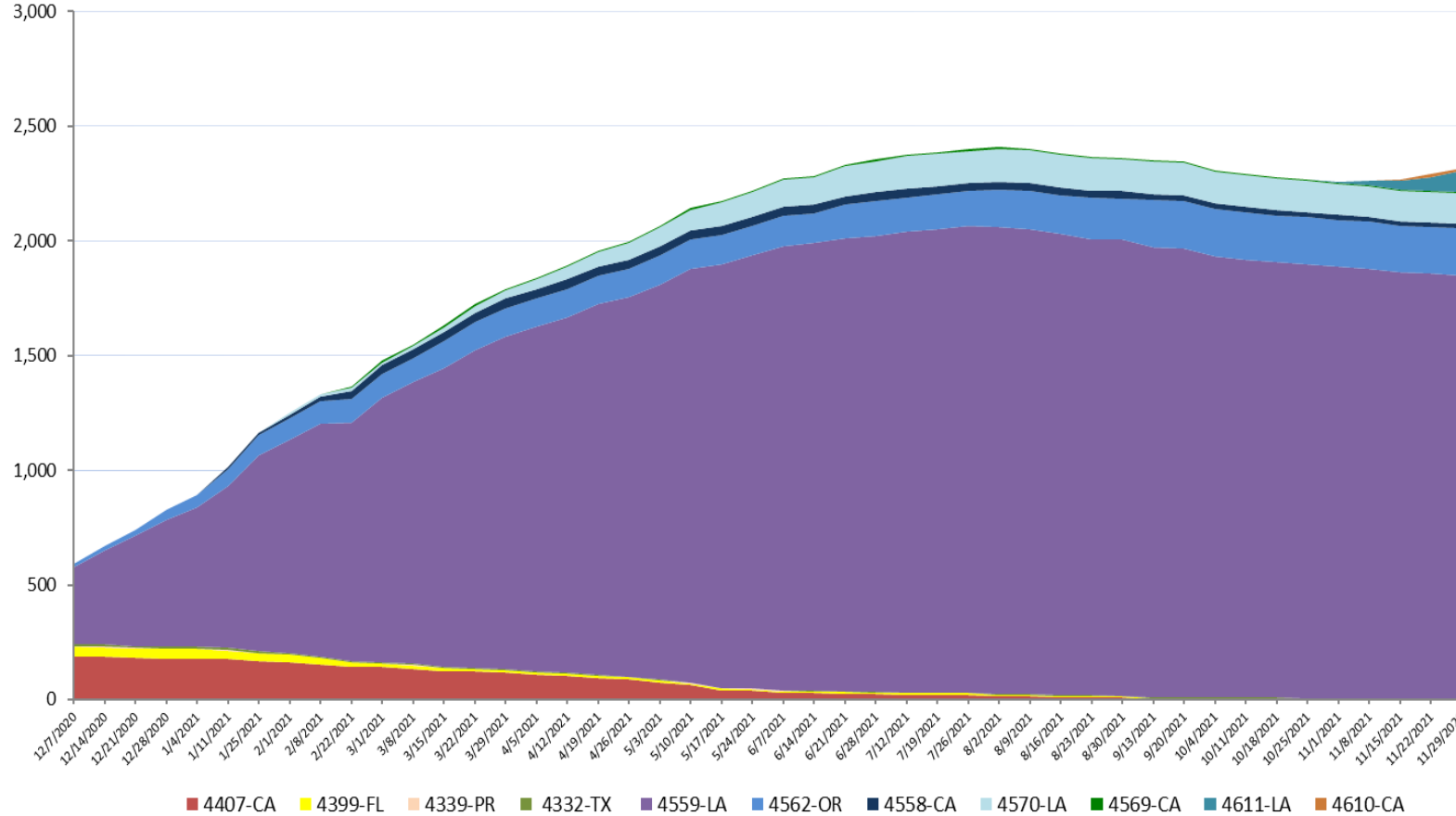
## This Week's PA Highlights

- In 4420-NE  
\$ 36 Million obligated for Category F- Public Utilities
- In 4487-NC  
\$ 28 Million obligated for Category Z- State Management
- In 4489-IL  
\$ 21 Million obligated for Category B- Protective Measures

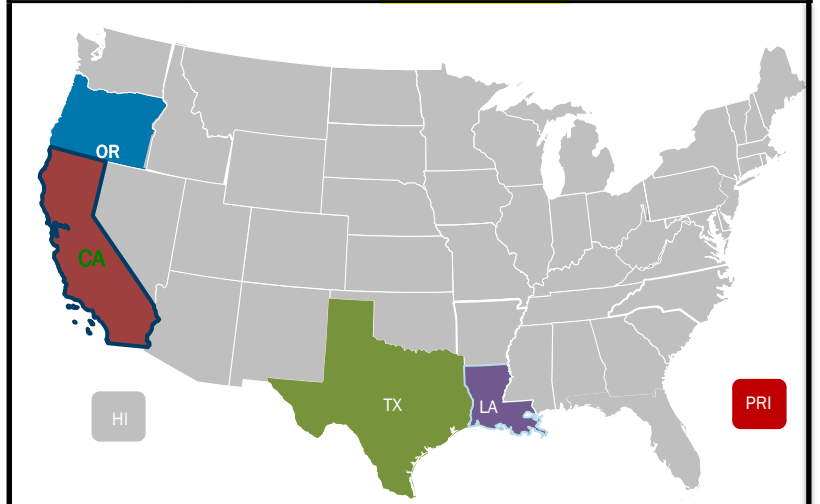
# Direct Housing

## Total Households in FEMA Direct Housing per State

Past Year per Week, 12/7/2020 - 11/29/2021. There are currently **2,319** Households Occupying **2,369** Temporary Units.



DR	IA Declaration Date	Program End Date	Current # of Households in Direct Housing (Weekly Change)
4611-LA	8/29/2021	2/28/2023	94 (+30)
4610-CA	8/24/2021	2/24/2023	14 (+1)
4570-LA	10/16/2020	4/16/2022	130 (-1)
4569-CA	10/16/2020	4/16/2022	4 (0)
4562-OR	9/15/2020	3/15/2022	205 (+1)
4559-LA	8/28/2020	2/28/2022	1847 (-5)
4558-CA	8/22/2020	2/22/2022	21 (0)
4339-PR	9/20/2017	9/20/2019	1 (0)
4332-TX	8/25/2017	8/25/2019	3 (0)

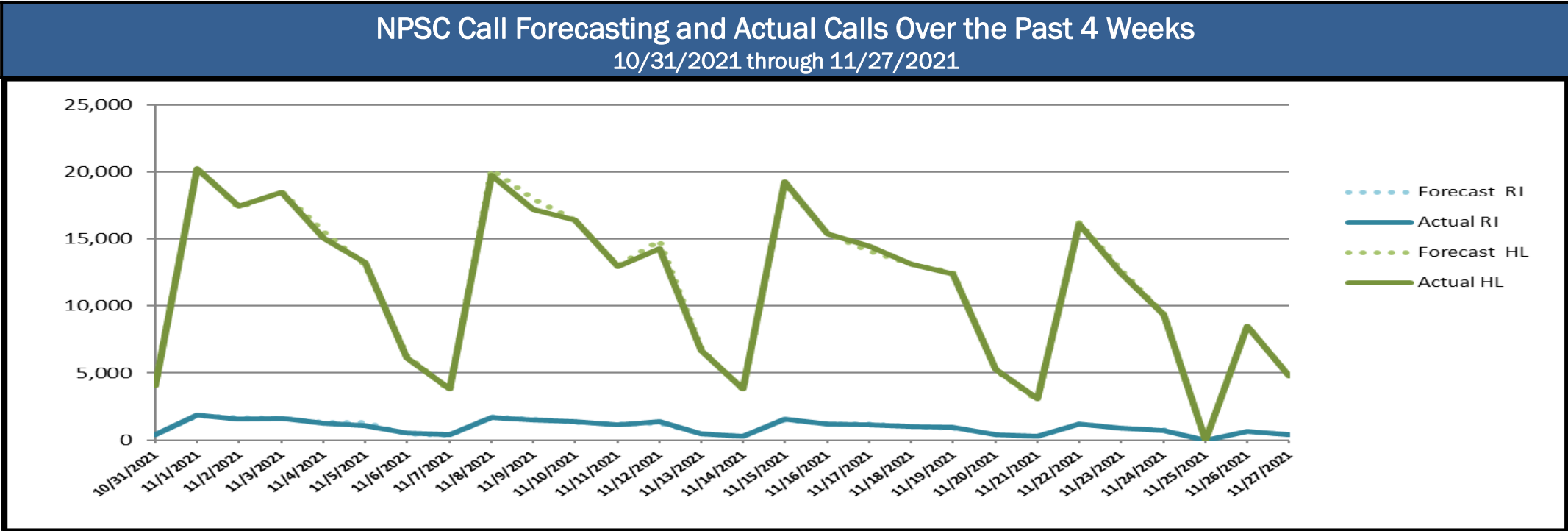


States with Currently Occupied Units



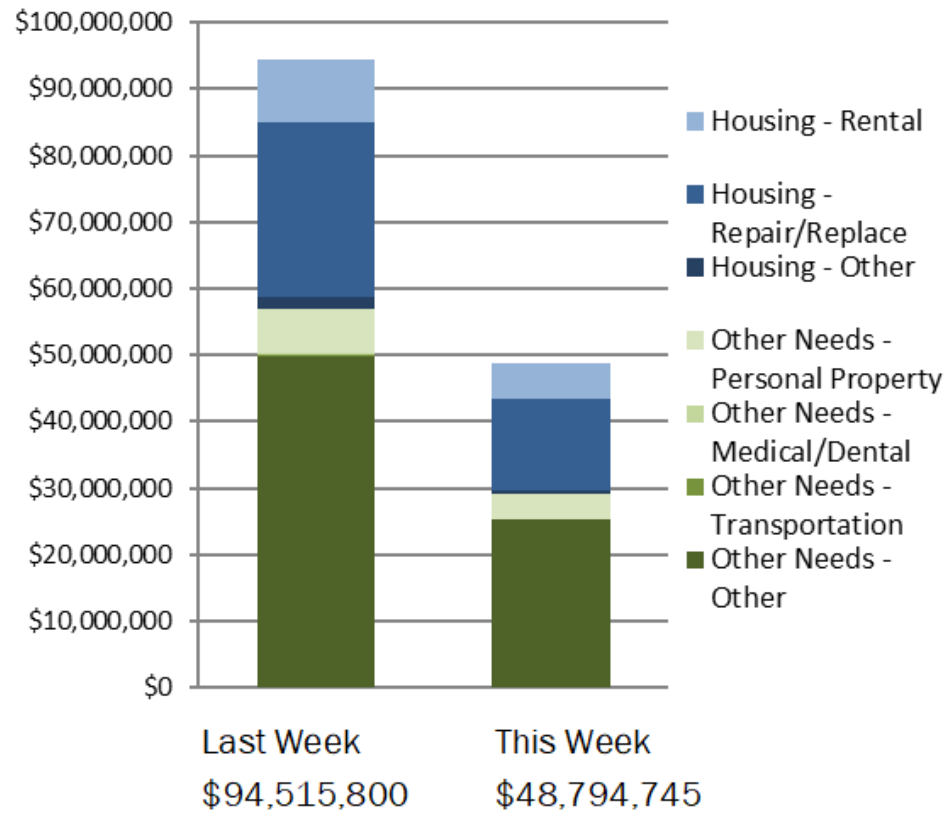
# NPSC Call Activity

NPSC Call Activity in the Past Week 11/21/2021 through 11/27/2021		
Call Type	Projected Calls	Actual Calls
Registration Intake:	4,243	4,185
Helpline:	54,553	54,296
Combined:	58,796	58,481



# Individual Assistance Activity

IHP Approved per Category in the Past  
2 Weeks – 11/15/2021 through 11/29/2021





# FEMA

Helping people before, during, and after disasters.



*Scan to subscribe to this briefing.*