

FEMA National Watch Center

Daily Operations Briefing

Tuesday, November 9, 2021

8:30 a.m. ET



FEMA

National Current Ops / Monitoring

New Significant Incidents / Ongoing Ops

- None

Hazard Monitoring

- Tropical Activity:
 - Eastern Pacific:
 - Tropical Depression Sandra
 - Tropical Depression Terry

Disaster Declaration Activity

- None

Event Monitoring

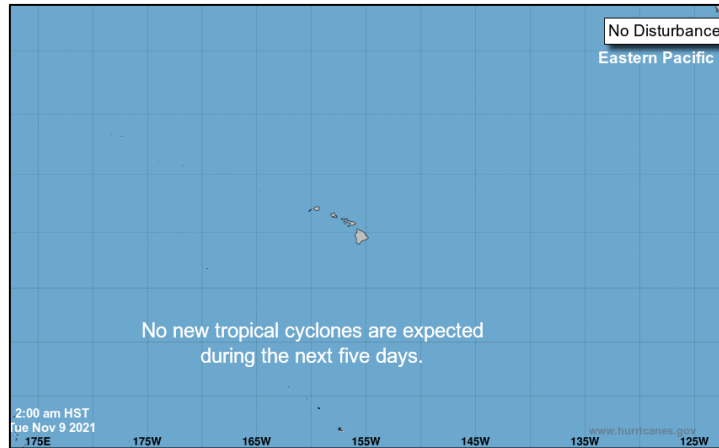
- None



FEMA

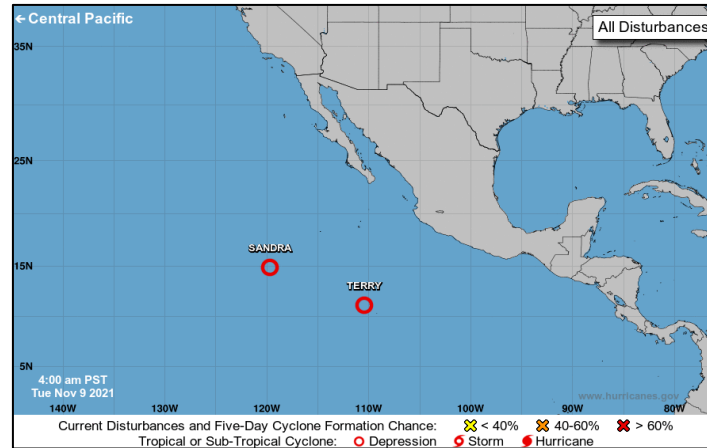
Tropical Outlook – Five Day

Central Pacific



- No significant activity

Eastern Pacific



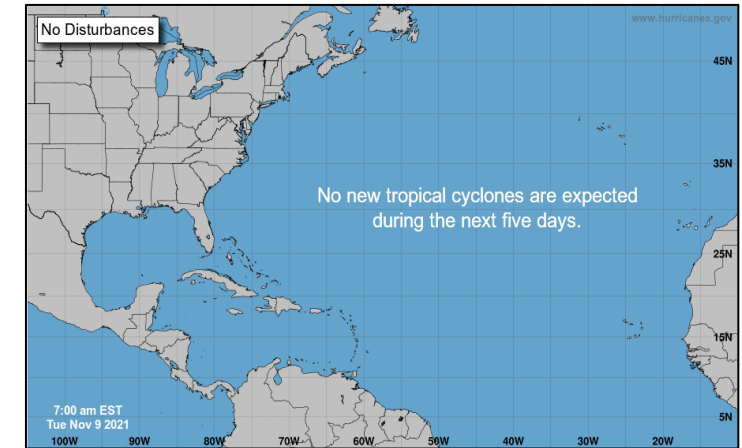
Tropical Depression Terry (Advisory #20 as of 4:00 a.m. ET)

- 815 miles S of the southern tip of Baja California
- Moving W at 14 mph
- Maximum sustained winds 35 mph
- Expected become a remnant low by late Thursday or Friday

Tropical Depression Sandra (Advisory #8 as of 4:00 a.m. ET)

- 850 miles SW of the southern tip of Baja California
- Moving W at 14 mph
- Maximum sustained winds 30 mph
- Expected to dissipate by Wednesday

Atlantic



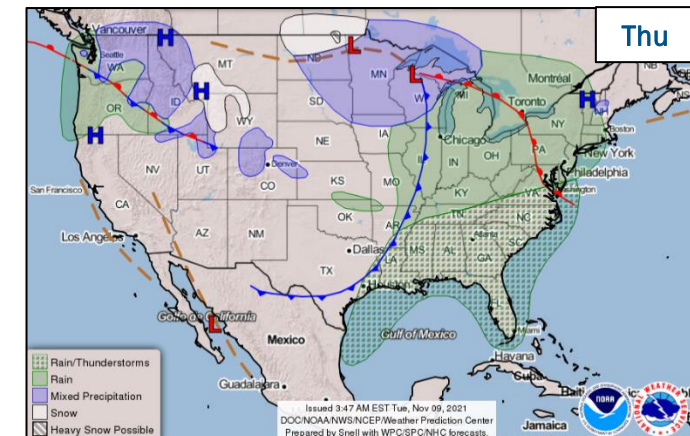
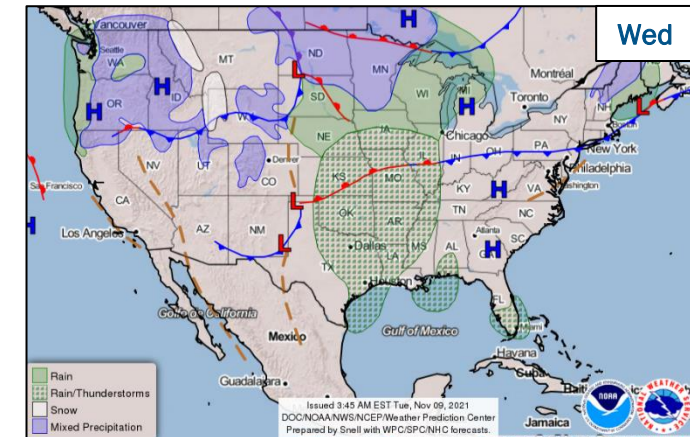
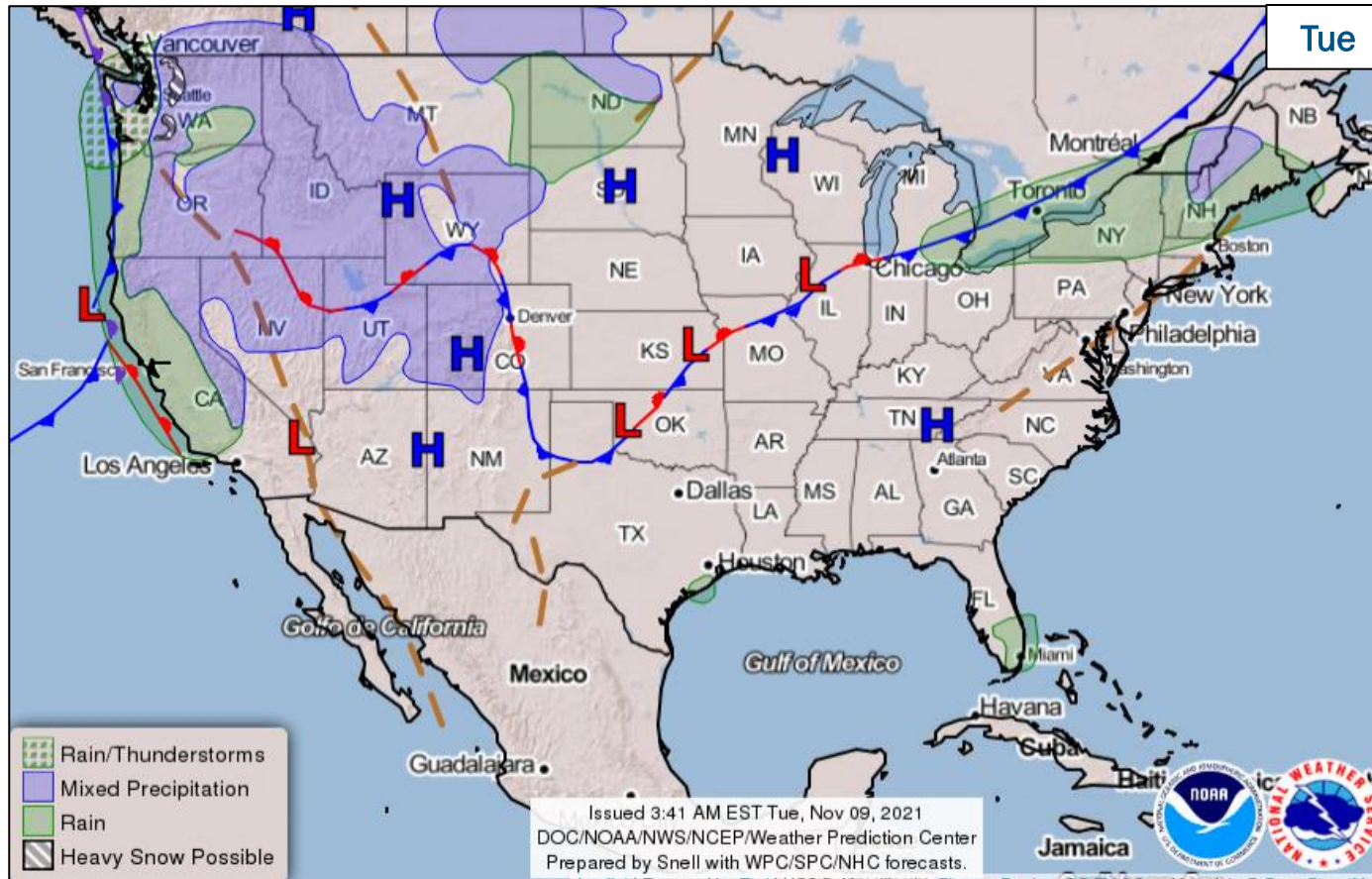
- No significant activity



FEMA

National Watch Center

National Weather Forecast



FEMA

National Watch Center

Joint Preliminary Damage Assessments

Region	State / Location	Incident	IA	Number of Counties		Start - End
			PA	Requested	Complete	
I	RI	Ida Sep 1-2	IA	0	0	N/A
			PA	1	0	10/12 - TBD
	ME	Coastal Storm Oct 30-31	IA	0	0	N/A
			PA	4	0	11/8 - TBD
IV	AL	Severe Storms and Flooding Oct 6-7	IA	2	0	TBD
			PA	6	0	TBD
X	CTCR*	Wildfires Jul 12 - Oct 6	IA	TBD	0	TBD
			PA	1	0	11/8 - TBD

*Confederated Tribes of the Colville Reservation



FEMA

National Watch Center

Declaration Requests in Process – 1

State / Tribe / Territory – Incident Description	Type	IA	PA	HM	Requested
NM – Severe Storms and Flooding	DR	X	X	X	Oct 6



FEMA

FEMA Common Operating Picture

FEMA HQ

NWC

Monitoring

NRCC

Level III

FEMA REGIONS

Watch

Monitoring

IRCC

I

Level III

Monitoring

II

Rostered

Monitoring

III

Rostered

Monitoring

IV

Rostered

Monitoring

Alt Loc

V

Level III

Monitoring

VI

Level III

Alt Location

VII

Rostered

Monitoring

VIII

Rostered

Monitoring

IX

Rostered

Monitoring

X

Level III

Notes:

NRCC: COVID-19

RV RWC: Day shift, Monitoring/Night shift, remote operations

RVII RWC: COVID-19 Protocols

STATE EOCs:

NJ & NY: Ida

PR: Earthquakes

CO: Mudslides, Drought, and Afghan Repatriation

Major Disasters (DR): 69

Emergency Disasters (EM): 13

JFOs: 15 / VJFOs: 10

Staging Area

Declared County (non-COVID-19 Declarations)

Fully Activated

Partially Activated

Monitoring

As of 8:00 a.m. ET November 9, 2021

Created by FEMA NWC

4585-DR-AK

4589-DR-ID

FCO: Toney L. Raines

VJFO: Bothell, WA

4539/4584/4593*-DR-WA

FCO: Toney L. Raines

JFO: Camp Murray, WA

*MERS (Lacey, WA)

4562/4599-DR-OR

FCO: Timothy B. Manner

JFO: Salem, OR

4608-DR-MT

FCO: Alana B. Kuhn

4613-DR-ND

FCO: Lance Davis

4623-DR-MT

FCO: Alana B. Kuhn

VJFO: Denver, CO

4610/4619-DR-CA

FCO: Andrew Grant

JFO: TBD

RDX IMAT-2 (Mather, CA)

4620-DR-AZ

FCO: Benigno Bern Ruiz

VJFO: Oakland, CA

4604-DR-HI

FCO: Colby Stanton

VJFO: Ft. Shafter, HI

4616-DR-NE

FCO: Robert Haywood

JFO: Lincoln, NE

4612-DR-MO

FCO: David Gervino

JFO: Jefferson City, MO

4547-DR-MI closing Nov 19

FCO: Waddy Gonzalez

4607-DR-MI

FCO: Scott A. Burgess

VJFO: Chicago, IL

4603/4605-DR-WV

FCO: Jeffrey L. Jones

JFO: Charleston, WV

3567-EM-VT

FCO: John F. Boyle

JFO: TBD

4618-DR-PA

FCO: E. Craig Levy, Sr.

JFO: Harrisburg, PA

RIII IMAT

4624-DR-NH

FCO: William Roy

JFO: TBD

4627-DR-DE

FCO: Mark Kenneth O'Hanlon

JFO: TBD

3566-EM-MW

4372-DR-MA

4474/4621-DR-VT

FCO: James R. McPherson

3563-EM-RI

3564-EM-CT

4410/4580/4629*-DR-CT

FCO: Robert V. Fogel

4457/4622-DR-NH

FCO: William Roy

JFO: Windsor, CT

*RI IMAT, MERS

3565-EM-NY

4567/4615/4625-DR-NY

FCO: Lal Sun Yee

4597-DR-NJ

FCO: Claude Hyacinthe

VJFO: New York, NY

4614-DR-NJ

FCO: Patrick Cornbill

JFO: East Windsor, NJ

4574-DR-NJ

FCO: Patrick Cornbill

JFO: West Trenton, NJ

4602/4628-DR-VA

FCO: Timothy S. Phell

JFO: N. Chesterfield, VA

4393/4465/4543/

4568/4588-DR-NC

4594/4601/4609-DR-TN

FCO: Myra M. Shird

JFO: Raleigh, NC

4617-DR-NC

FCO: John F. Boyle

JFO: Waynesville, NC

4564-DR-FL

FCO: Kevin A. Wallace

3533-EM-FL

4546/4554/4555-DR-AL

FCO: Terry L. Quarles

4563/4573/4596-DR-AL

FCO: James R. Stephenson

4600-DR-GA

FCO: Leda M. Khoury

3552-EM-TN

FCO: Myra M. Shird

4592/4595-DR-KY

FCO: John Brogan

3569-EM-MS

4576/4598/4626-DR-MS

FCO: Brett H. Howard

VJFO: Atlanta, GA

3537-EM-PR

FCO: Jose Baquero

JFO: Caguas, PR

4560-DR-PR

FCO: Claude Hyacinthe

VJFO: San Juan, PR

3532-EM-PR

FCO: Jose Baquero

VJFO: Guaynabo, PR

4473-DR-PR

FCO: Jose Baquero

JFO: Ponce, PR

3527/3543/3574-EM-LA

4559/4570/4577/4590/

4606/4611-DR-LA

FCO: John E. Long

VJFO: Baton Rouge, LA

4626-DR-MS

FCO: Brett H. Howard

JFO: Pearl, MS

PR Energy Support

RIII IMAT (San Juan, PR)

Team Status

US&R

MERS

FCOs

IM

WORKFORCE

Assigned:

28

36

58

14,345 (+16)

Unavailable:

10

0

1 (+1)

3,093 (+36)

Deployed:

0

1

49 (-2) (27 FCOR)

7,223 (+23)

Available:

18

35

8 (+1)

28% / 4,029 (-43)

IM CADRE AVAILABILITY SUMMARY

Cadres with 25% or Less Availability

Civil Rights: 12% (13/111); External Affairs: 18% (93/528); Field Leadership: 11% (17/150); Hazard Mitigation: 17% (225/1,358); Human Resources: 11% (21/194); Operations: 21% (78/373); Public Assistance: 20% (538/2,710); Planning: 14% (63/455); Safety: 25% (21/85)

N-IMATs

2-4 Teams Available

Red

White

Blue

Gold

Training

R-IMATs

≥ 7 Teams Available

I

II

III

IV-1

IV-2

V

VI-1

VI-2

VII

VIII

IX-1

IX-2

X

FMC

NMC

CT

PR

PA

2

1

CA

3

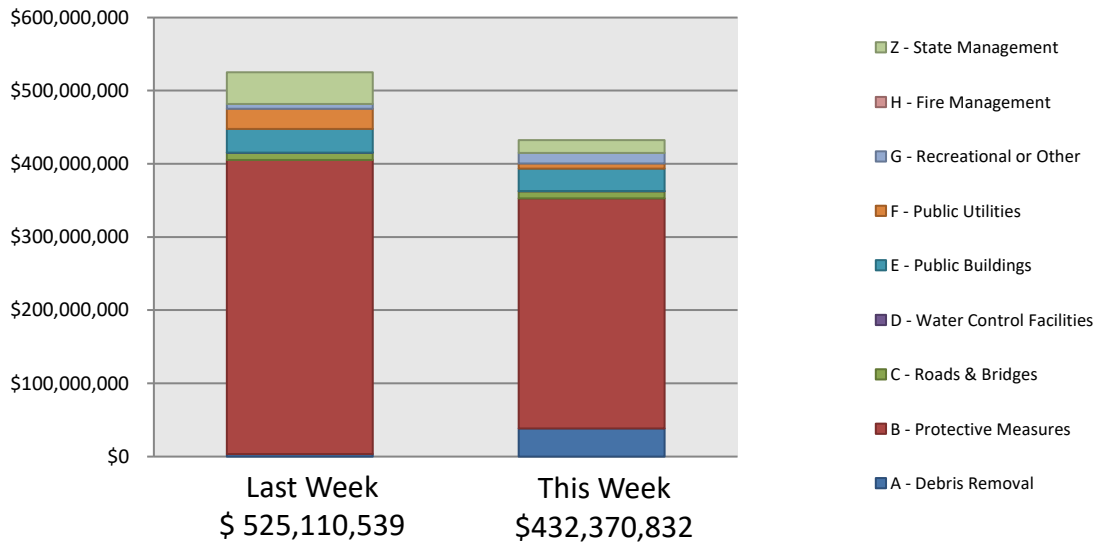
PMC

Deployed

Public Assistance Grant Program

PA Project Worksheets Obligated in past week, as of 11/08/21 at 1500 EDT										
	Emergency Work		Permanent Work							
PA Category	A - Debris Removal	B - Protective Measures	C - Roads & Bridges	D - Water Control Facilities	E - Public Buildings	F - Public Utilities	G - Recreational or Other	H - Fire Management	Z - State Management	Total
Number Of PWs Obligated	60	331	89	5	86	32	43	0	79	725
Federal Share Obligated	\$38,651,133.52	\$314,210,849.24	\$9,414,500.73	\$791,254.31	\$30,234,019.07	\$7,225,863.13	\$14,564,603.24	\$0	\$17,278,609.22	\$432,370,832.46

Public Assistance Obligated per Category



COVID-19 Obligated

as of 11/8/2021

- Total Public Assistance Obligated: \$33,576,112,109

This Week's PA Highlights

- In 4520-WI
\$ 86 Million obligated for Category B- Protective Measures
- In 4521-NE
\$ 28 Million obligated for Category B- Protective Measures
- In 4514-TN
\$ 26 Million obligated for Category B- Protective Measures



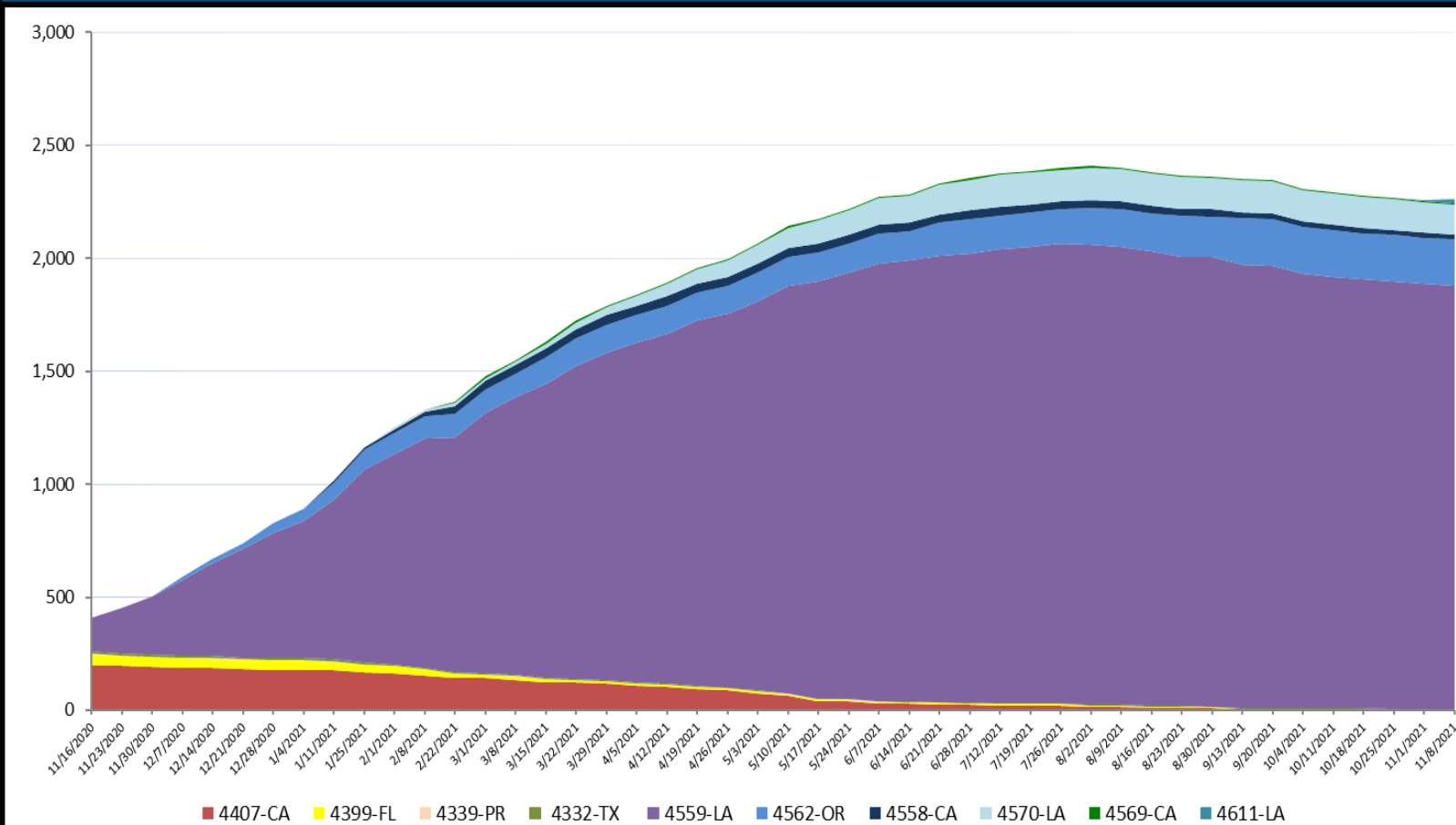
FEMA

National Watch Center

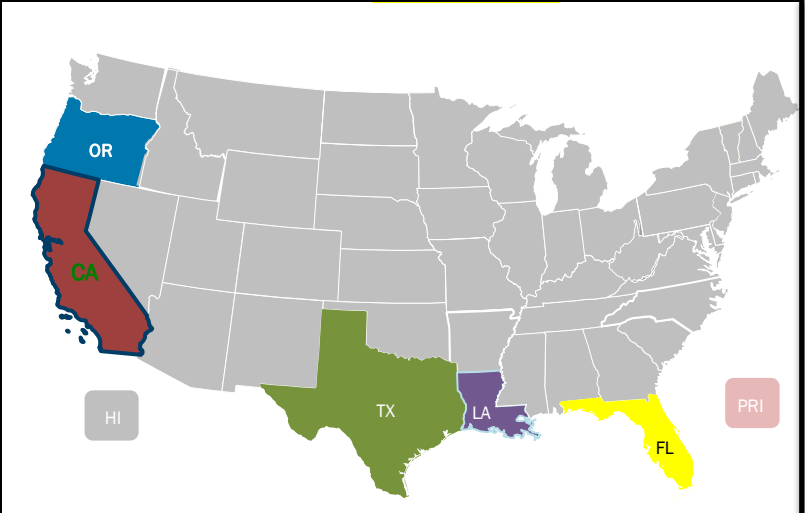
Direct Housing

Total Households in FEMA Direct Housing per State

Past Year per Week, 11/16/2020 – 11/8/2021. There are currently **2,270** Households Occupying **2,321** Temporary Units.



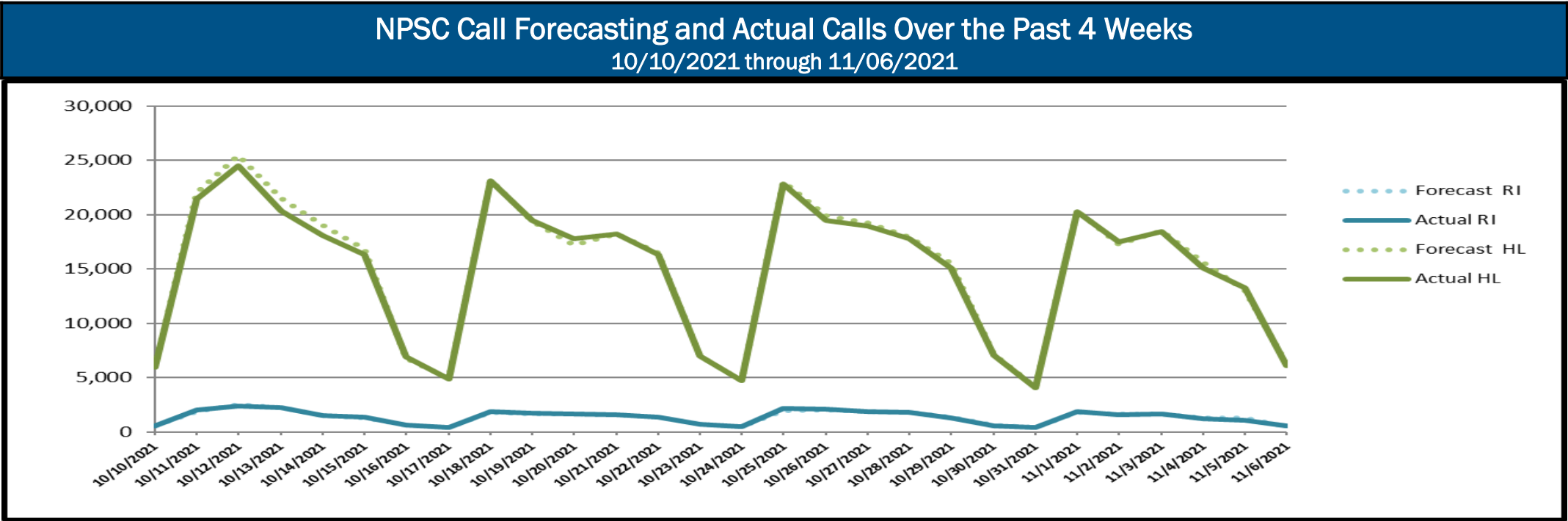
DR	IA Declaration Date	Program End Date	Current t# of Households in Direct Housing (Weekly Change)
4611-LA	8/29/2021	2/28/2023	22 (+17)
4570-LA	10/16/2020	4/16/2022	131 (-2)
4569-CA	10/16/2020	4/16/2022	5 (0)
4562-OR	9/15/2020	3/15/2022	206 (+1)
4559-LA	8/28/2020	2/28/2022	1874 (-8)
4558-CA	8/22/2020	2/22/2022	22 (0)
4339-PR	9/20/2017	9/20/2019	1 (0)
4332-TX	8/25/2017	8/25/2019	3 (0)



States with Currently Occupied Units

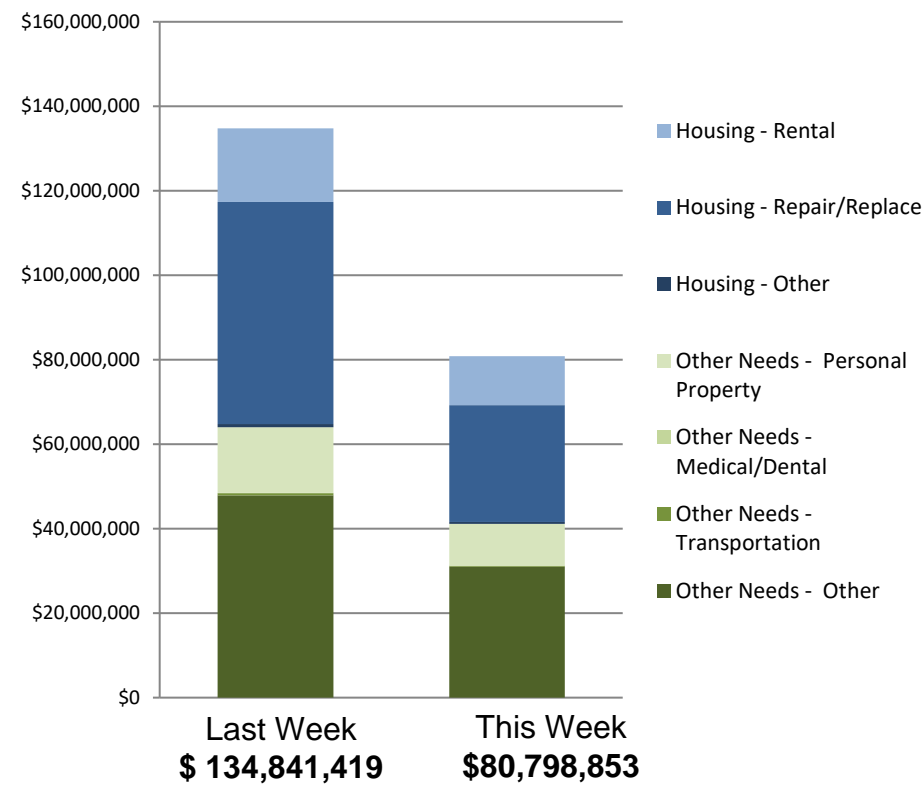
NPSC Call Activity

NPSC Call Activity in the Past Week		
10/31/2021 through 11/06/2021		
Call Type	Projected Calls	Actual Calls
Registration Intake:	8,575	8,329
Helpline:	95,140	94,612
Combined:	103,715	102,941



Individual Assistance Activity

IHP Approved per Category in the Past
2 Weeks – 10/25/2021 through 11/8/2021





FEMA

Helping people before, during, and after disasters.



Scan to subscribe to this briefing.