

FEMA National Watch Center

Daily Operations Briefing

Tuesday, December 1, 2020

8:30 a.m. ET



FEMA

National Current Ops / Monitoring

New Significant Incidents/Ongoing Ops:

- COVID-19

Hazard Monitoring:

- Winter Storms – Mid Atlantic, Ohio Valley and Great Lakes

Disaster Declaration Activity:

- Request: Major Disaster Declaration – GA

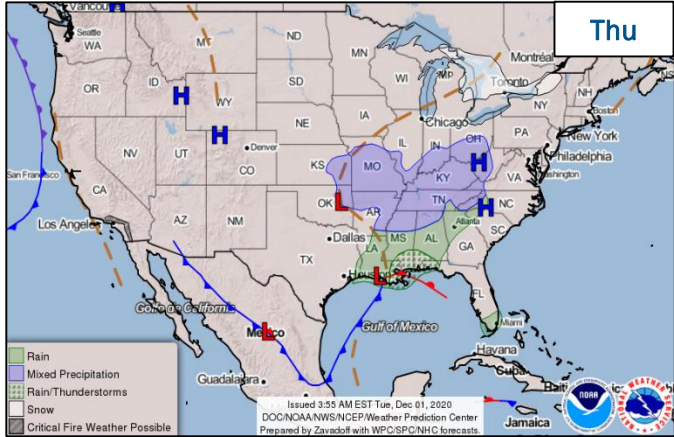
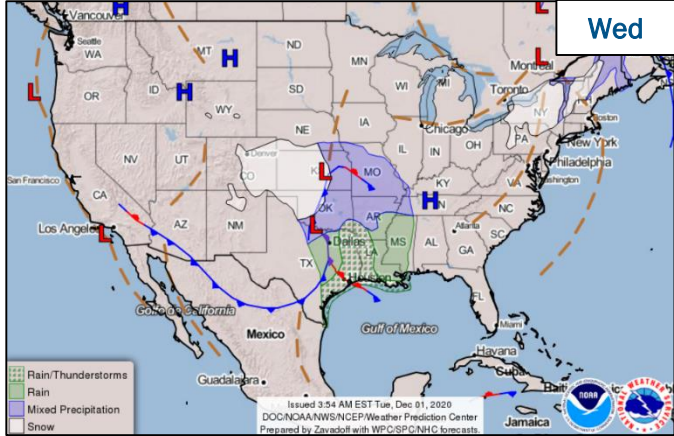
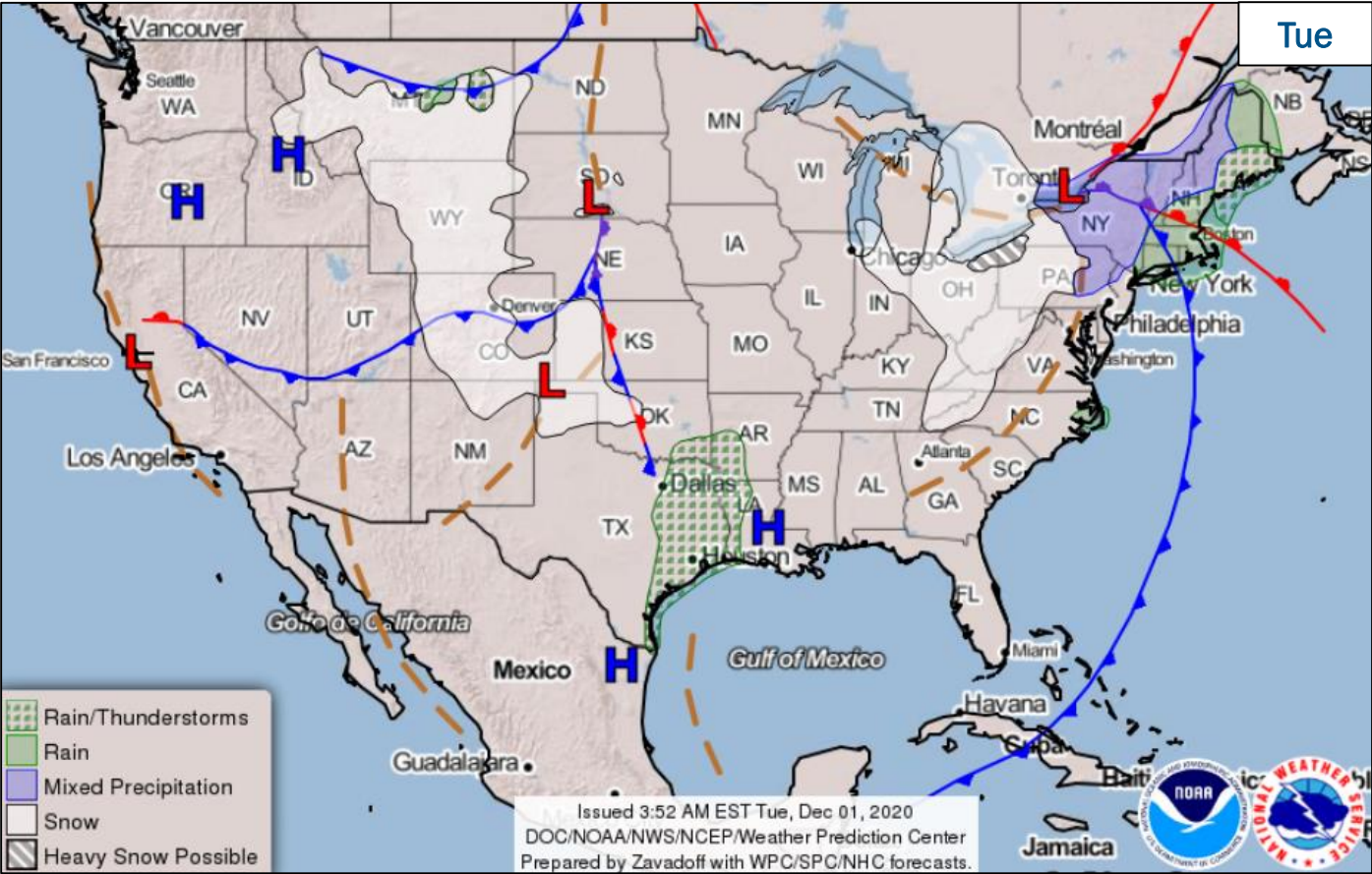
Event Monitoring:

- No significant scheduled activity



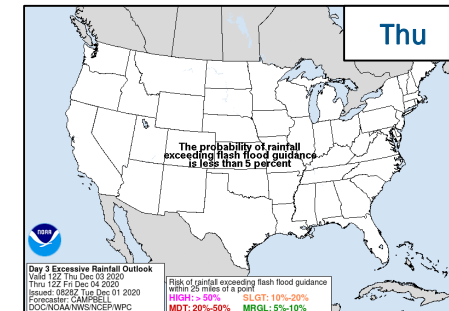
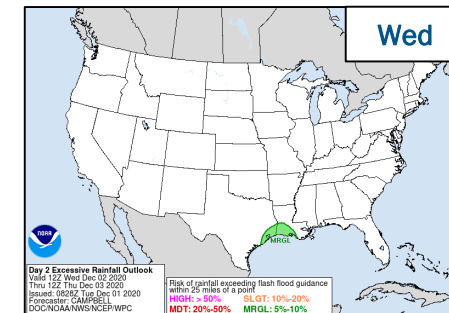
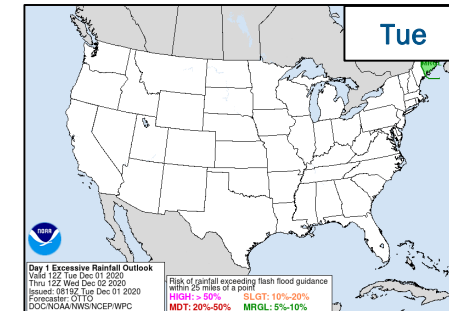
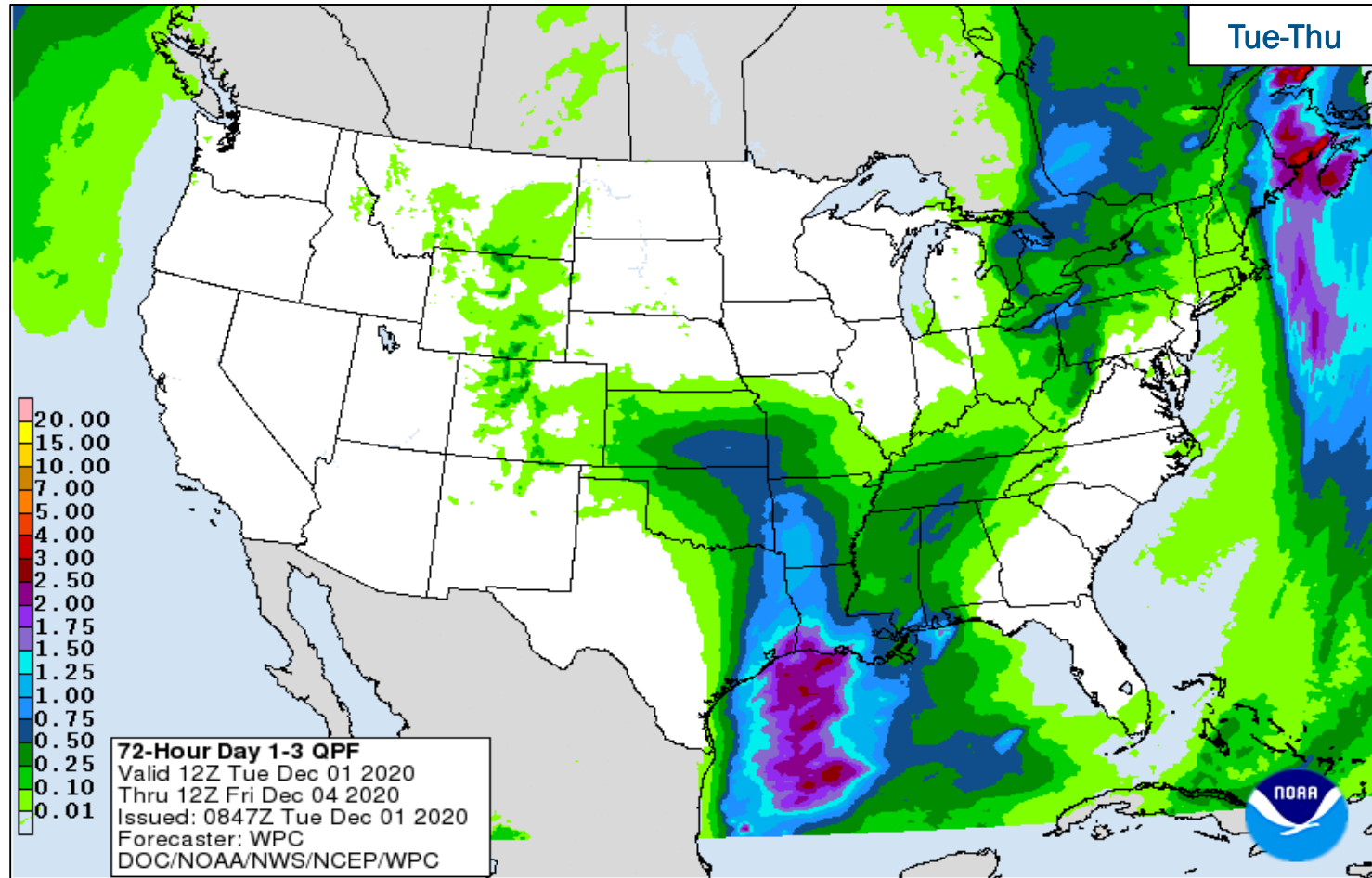
FEMA

National Weather Forecast



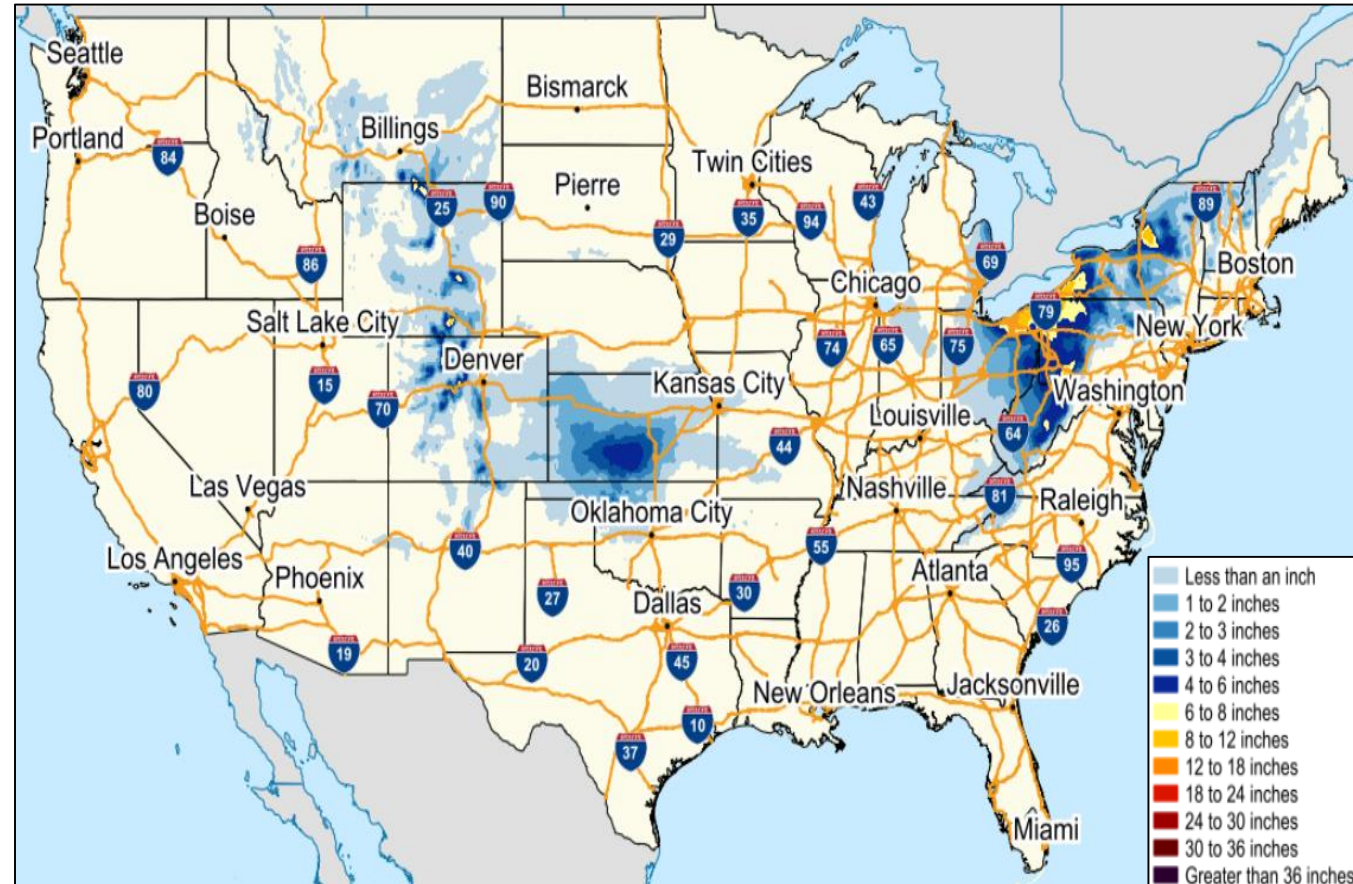
FEMA

Precipitation & Excessive Rainfall



FEMA

Snowfall Forecast



FEMA

Joint Preliminary Damage Assessments

Region	State / Location	Event	IA	Number of Counties		Start - End
			PA	Requested	Complete	
VI	OK	Ice Storm Oct 25 and continuing	IA	0	0	N/A
			PA	37	14	11/4 - TBD
VIII	CO	Wildfires Aug 11 and continuing	IA	3	3 (+3)	11/2 - 11/20
			PA	4	0	11/9 - TBD



FEMA

Declaration Request – Georgia

Declaration Type: Major Disaster – Georgia

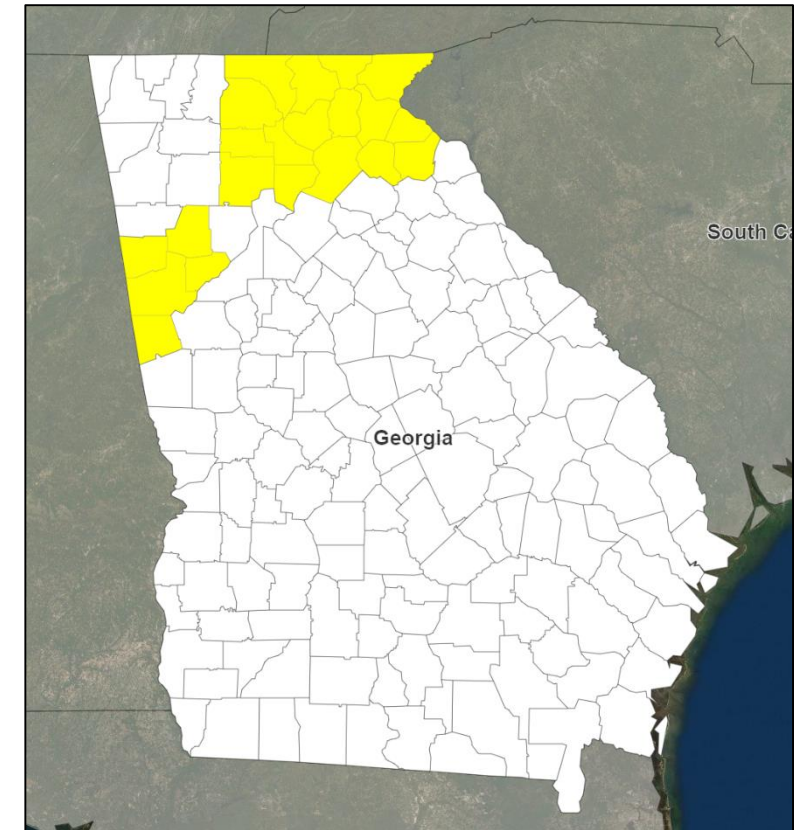
Requested: Nov 18

Incident: Hurricane Zeta

Incident Period: Oct 28-Nov 1

Requested:

- **PA:** 21 counties
- **Hazard Mitigation:** Statewide



■ PA



FEMA

National Watch Center

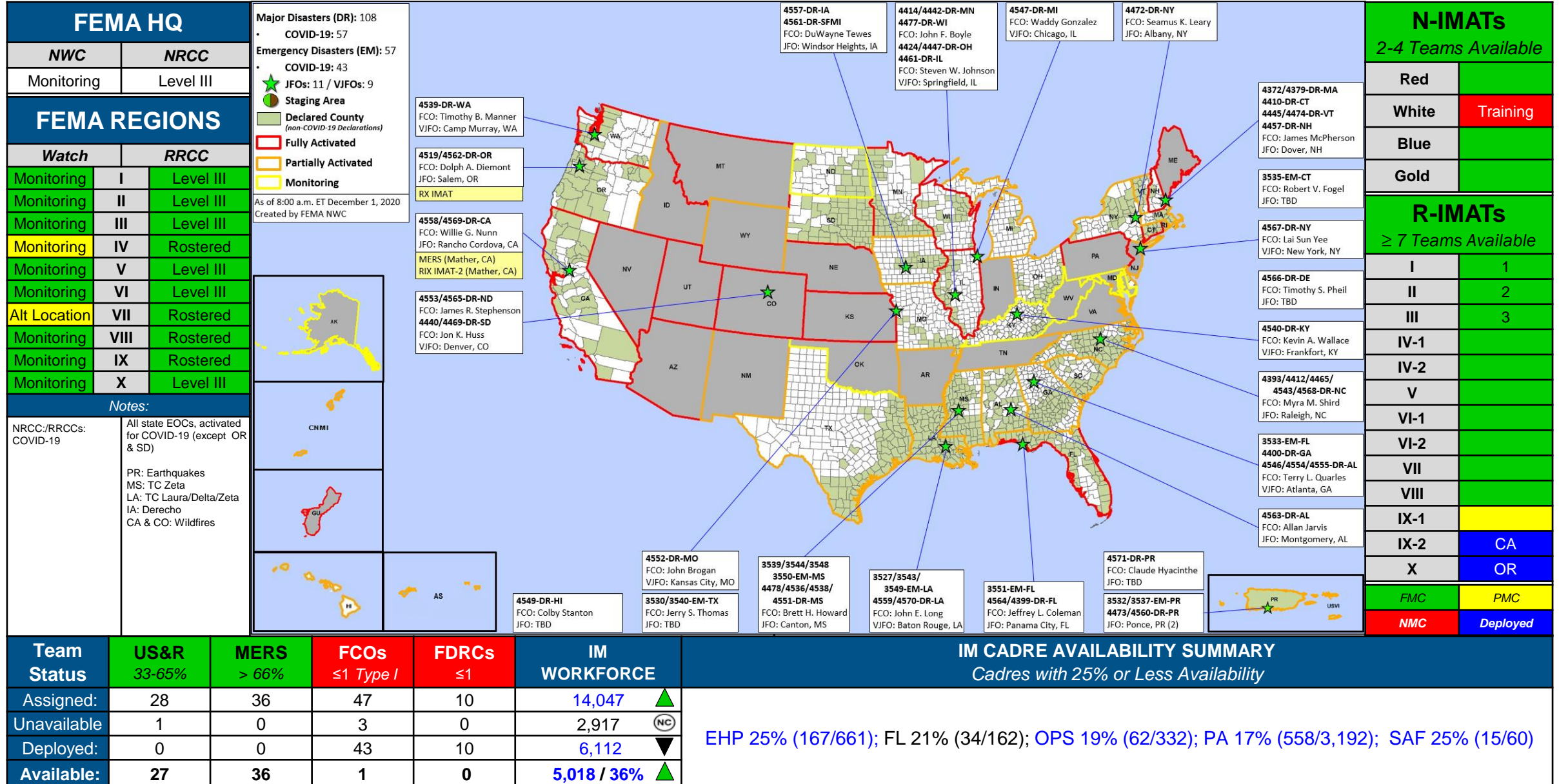
Declaration Requests in Process – 13

State / Tribe / Territory – Incident Description	Type	IA	PA	HM	Requested
Poarch Band of Creek Indians – COVID-19 Pandemic	DR	X	X		5/15
WA – Wildfires and Straight-Line Winds	DR	X	X	X	9/16
NJ – Tropical Storm Isaias	DR		X	X	9/28
CT – Tropical Storm Isaias	DR		X	X	9/30
TX – Hurricane Hanna	DR		X	X	9/30
TX – Hurricane Laura	DR	X	X	X	9/30
UT – Severe Storm and Straight-line Winds	DR		X	X	10/7
AL – Hurricane Zeta	DR		X	X	10/29
MD – Tropical Storm Isaias (Appeal)	DR		X	X	11/12
OK – Severe Winter Storm and Straight-line Winds	DR		X	X	11/13
LA – Hurricane Zeta	DR	X	X	X	11/24
MS – Hurricane Zeta	DR	X	X	X	11/24
GA – Hurricane Zeta	DR		X	X	11/18



FEMA

FEMA Common Operating Picture



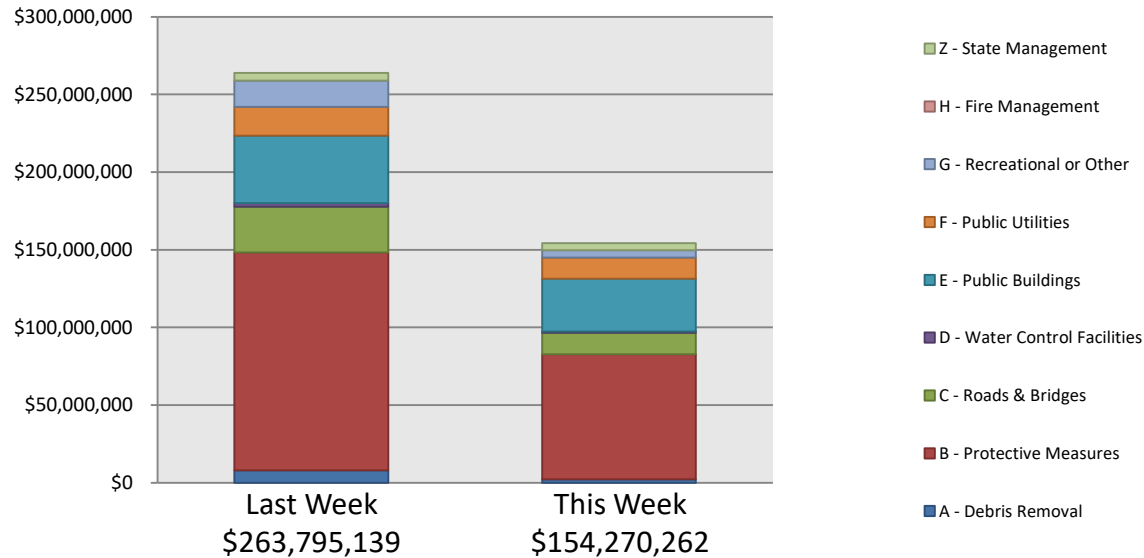
Public Assistance Grant Program

PA Project Worksheets Obligated

in past week, as of 11/30/2020 at 1500 ET

PA Category	Emergency Work		Permanent Work					H - Fire Management	Z - State Management	Total
	A - Debris Removal	B - Protective Measures	C - Roads & Bridges	D - Water Control Facilities	E - Public Buildings	F - Public Utilities	G - Recreational or Other			
Number Of PWs Obligated	14	63	109	5	38	17	31	0	34	311
Federal Share Obligated	\$2,189,936	\$80,538,065	\$13,963,296	\$767,621	\$33,904,100	\$13,640,788	\$4,797,358	\$0	\$4,469,098.37	\$154,270,262.08

Public Assistance Obligated per Category 11/16/2020 through 11/30/2020



COVID-19

for 2020 as of 11/30/20

- Total Public Assistance Obligated: \$6,804,313,274.00

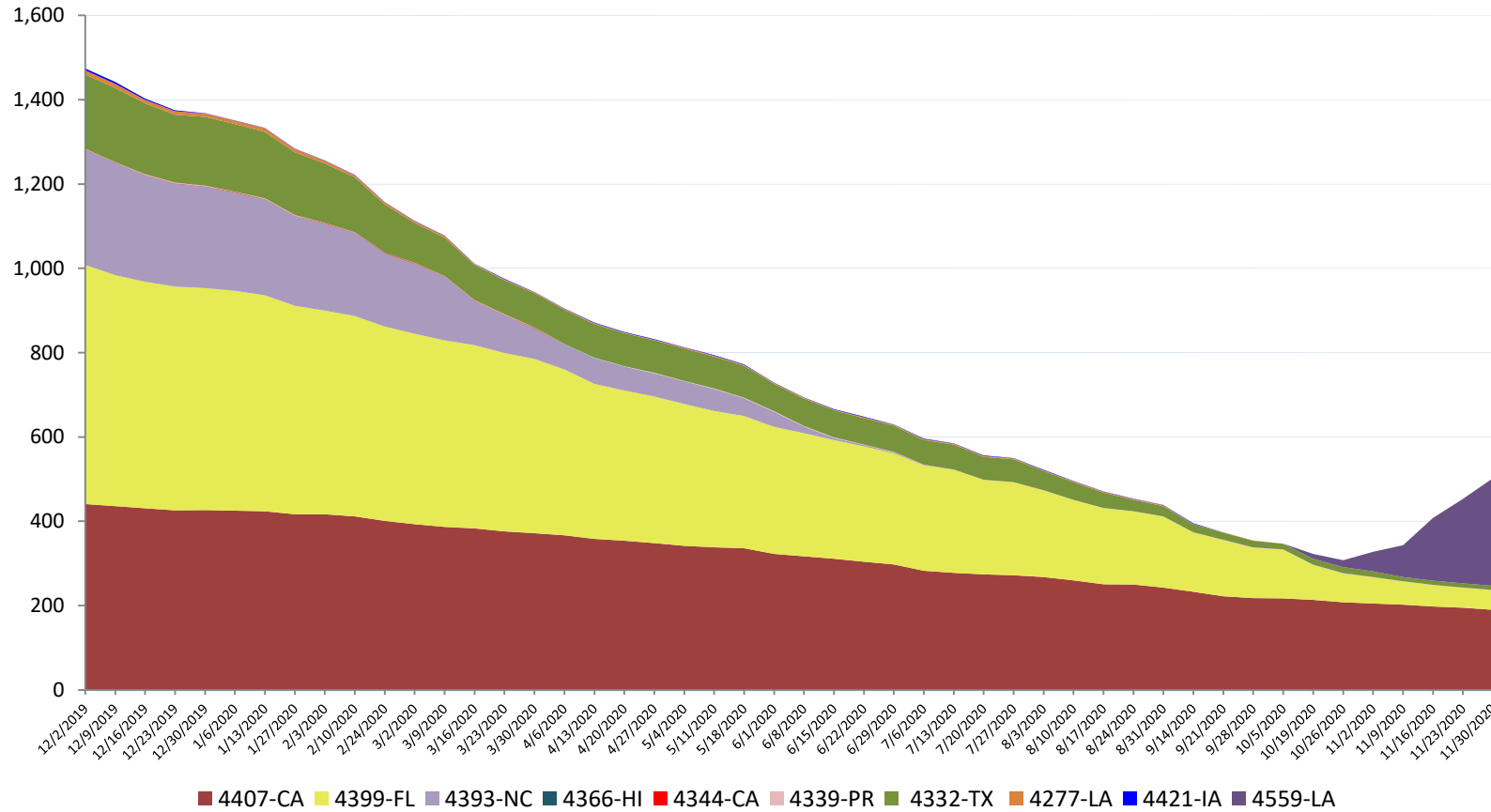
This weeks PA Highlights

- In 4507-OH
 - \$50 Million obligated for Category B – Protective Measures
- In 4404-MP
 - \$25 Million obligated for Category E – Public Buildings
- In 4399-FL
 - \$11 Million obligated for Category F – Public Utilities

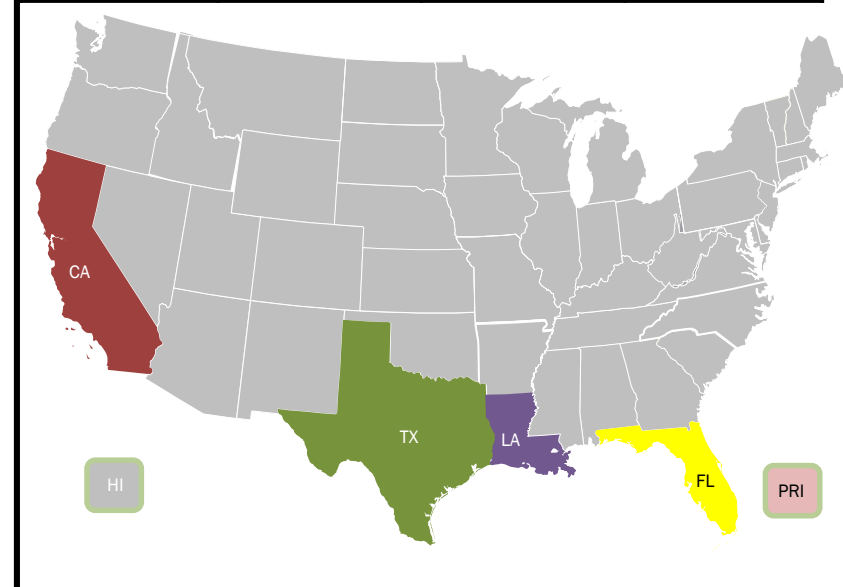
Direct Housing

Total Households in FEMA Direct Housing per State

Past Year per Week, 12/02/2019 – 11/30/2020. There are currently **502** Households Occupying **502** Temporary Units.



DR	IA Declaration Date	Program End Date	Current # of Households in Direct Housing (Weekly Change)
4559-LA	8/28/2020	2/28/2022	255 (+55)
4407-CA	11/12/2018	5/12/2020	190 (-5)
4399-FL	10/11/2018	4/11/2020	46 (-1)
4339-PR	9/20/2017	9/20/2019	1 (0)
4332-TX	8/25/2017	8/25/2019	10 (0)



States with Currently Occupied Units

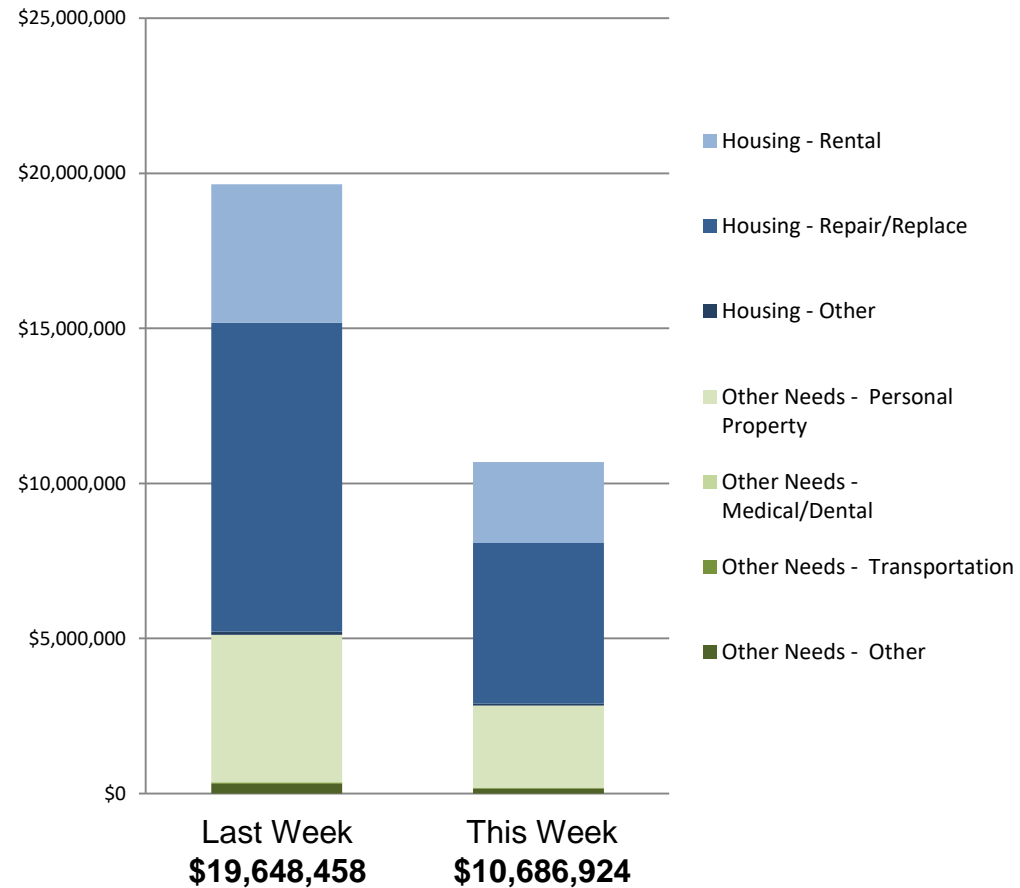


FEMA

National Watch Center

Individual Assistance Activity

IHP Approved per Category in the Past
2 Weeks – 11/16/2020 through 11/30/2020





FEMA

Helping people before, during, and after disasters.

[Click here to subscribe to this briefing](#)