

FEMA National Watch Center

Daily Operations Briefing

Thursday, December 2, 2021

8:30 a.m. ET



FEMA

National Current Ops / Monitoring

New Significant Incidents / Ongoing Ops

- None

Hazard Monitoring

- Elevated Fire Risk –Northern Plains

Disaster Declaration Activity

- 2 Amendments issued

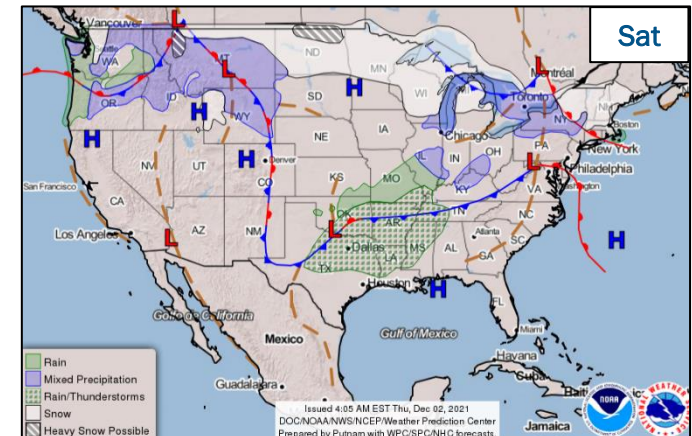
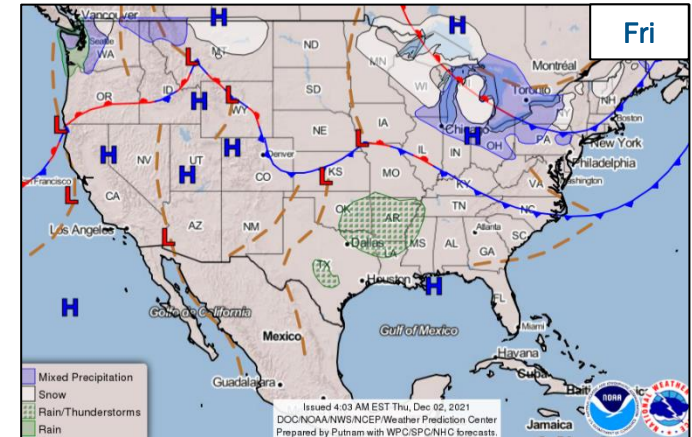
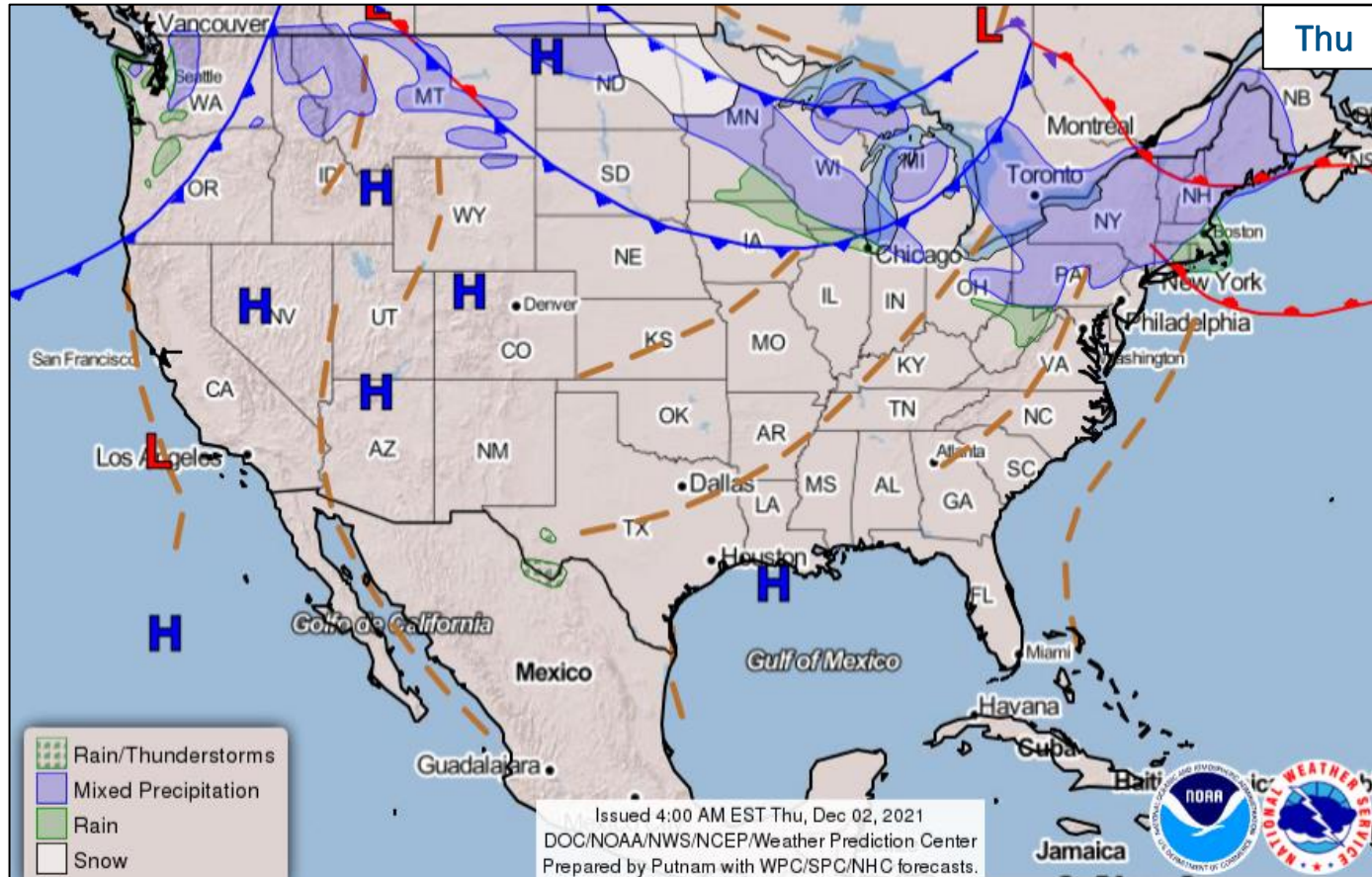
Event Monitoring

- None



FEMA

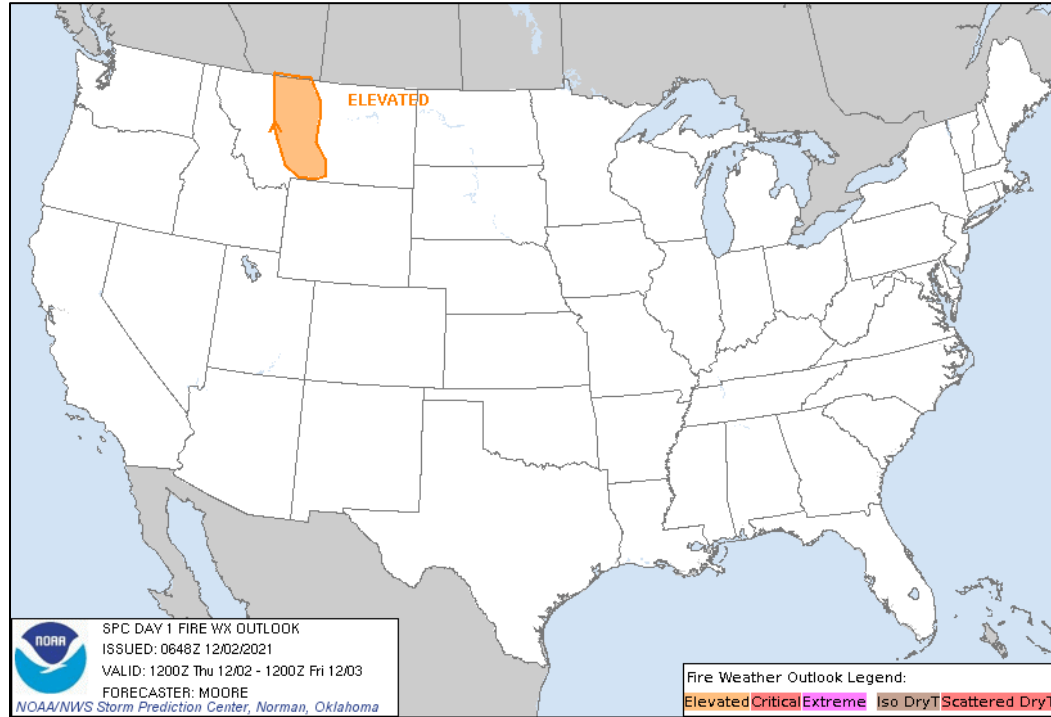
National Weather Forecast



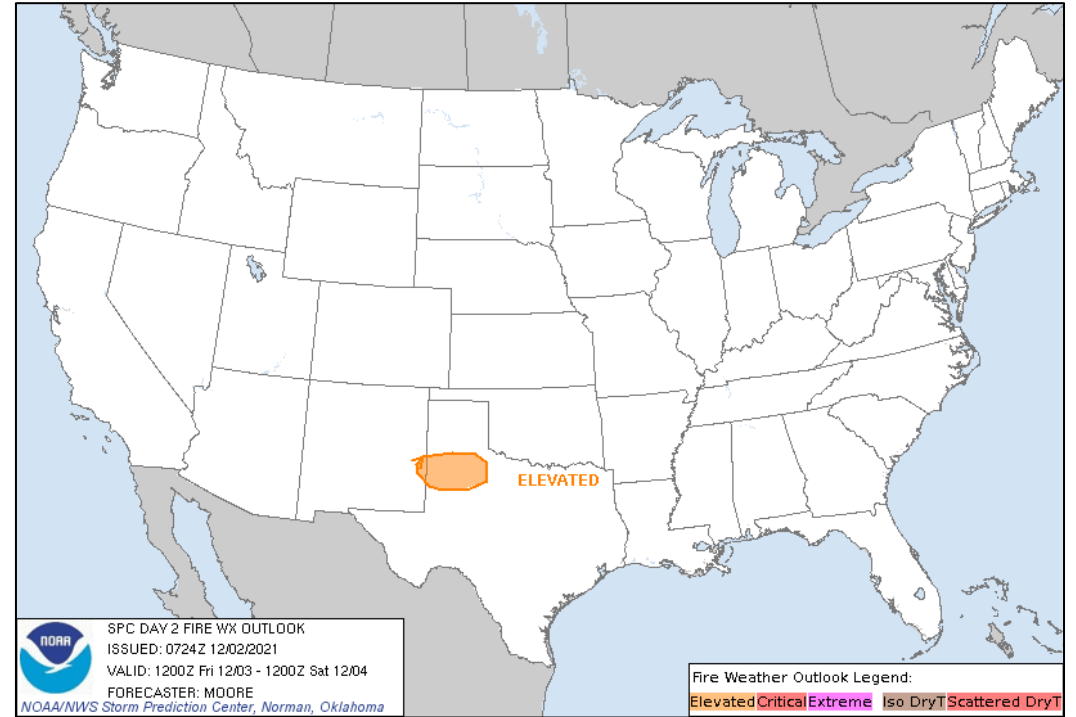
FEMA

National Watch Center

Fire Weather Outlook



Today



Tomorrow



FEMA

National Watch Center

Joint Preliminary Damage Assessments

Region	State / Location	Incident	IA	Number of Counties		Start - End
			PA	Requested	Complete	
I	ME	Coastal Storm Oct 30-31	IA	0	0	N/A
			PA	4	1	11/8 - TBD



FEMA

Declaration Requests in Process – 2

State / Tribe / Territory – Incident Description	Type	IA	PA	HM	Requested
CTCR* – Drought, Fire, and Straight-Line Winds	DR		X	X	Nov 15
AL – Flooding	DR	X		X	Nov 19

* Confederated Tribes of the Colville Reservation



FEMA

Declaration Amendments

Declaration	Number	Issued	Action
FEMA-4615-DR-NY	5	Dec 1	Adds 1 county for Individual Assistance (already designated for Public Assistance)
FEMA-4629-DR-CT	1	Dec 1	Adds 1 county for Individual Assistance



FEMA

FEMA Common Operating Picture

FEMA HQ

NWC	NRCC
Monitoring	Level III

FEMA REGIONS

Watch	RRCC
--------------	-------------

Monitoring	I	Level III
Monitoring	II	Rostered
Monitoring	III	Rostered
Monitoring	IV	Rostered
Monitoring	V	Level III
Alt Location	VI	Rostered
Alt Location	VII	Rostered
Monitoring	VIII	Rostered
Monitoring	IX	Rostered
Monitoring	X	Level III

Notes:

NRCC & RCCs: (COVID-19)	STATE EOCs:
RV RWC: Day shift, Monitoring/Night shift, remote operations	NJ & NY: Ida
RVII RWC: COVID-19 Protocols	PR: Earthquakes
	WA: Flooding

Major Disasters (DR): 64
Emergency Disasters (EM): 13
 ★ JFOs: 16 / VJFOs: 10
 ● Staging Area
 ■ Declared County
 (non-COVID-19 Declarations)
 □ Fully Activated
 □ Partially Activated
 □ Monitoring

As of 8:00 a.m. ET December 2, 2021
 Created by FEMA NWC



4595-DR-AK 4589-DR-ID FJO: Toney L. Raines VJFO: Bothell, WA	4616-DR-NE FJO: Robert Hayward JFO: Lincoln, NE	4612-DR-MO FJO: David Gervino JFO: Jefferson City, MO	4607-DR-MI FJO: Scott A. Burgess VJFO: Chicago, IL	4603/4605-DR-WV FJO: Jeffrey L. Jones JFO: Charleston, WV	4618-DR-PA FJO: E. Craig Levy, Sr. JFO: Harrisburg, PA	3567-EM-VT FJO: John F. Boyle JFO: TBD	3566-EM-MWT 4372-DR-MA 4474/4621-DR-VT FJO: James R. McPherson 3563-EM-RI 3564-EM-CT 4410/4580/4629-DR-CT FJO: Robert V. Fogel JFO: Windsor, CT
4539/4584/4593-DR-WA FJO: Toney L. Raines JFO: Lacey, WA	4562/4599-DR-OR FJO: Timothy B. Manner JFO: Salem, OR	4608/4623-DR-MT FJO: Ains B. Kuhn 4613-DR-ND FJO: Lance Davis VJFO: Denver, CO	4610/4619-DR-CA FJO: Andrew Grant JFO: TBD	4620-DR-AZ FJO: Benigno Bern Ruiz VJFO: Oakland, CA	4604-DR-HI FJO: Colby Stanton VJFO: Ft. Shafter, HI	4457/4622/4624-DR-NH FJO: William Roy JFO: Concord, NH	3565-EM-NY 4587/4615/4625-DR-NY FJO: Lai Sun Yee VJFO: New York, NY
4614-DR-NJ FJO: Patrick Corbillion JFO: East Windsor, NJ	4574-DR-NJ FJO: Patrick Corbillion JFO: West Trenton, NJ	4627-DR-DE FJO: Mark Kenneth O'Hanlon JFO: TBD	4628-DR-VA FJO: Timothy S. Pheil JFO: N. Chesterfield, VA	4393/4465/4568/4588-DR-NC 4594/4601/4609-DR-TN FJO: Myra M. Shird JFO: Raleigh, NC	4617-DR-NC FJO: John F. Boyle JFO: Waynesville, NC	4564-DR-FL FJO: Kevin A. Wallace 3533-EM-FL 4546/4554/4555-DR-AL FJO: Terry L. Quarles 4563/4573/4596-DR-AL FJO: James R. Stephenson 4600-DR-GA FJO: Leda M. Khoury 3552-EM-TN FJO: Myra M. Shird 4595-DR-KY FJO: John Brogan 3569-EM-MS 4576/4598-DR-MS FJO: Brett H. Howard VJFO: Atlanta, GA	3537-EM-PR FJO: Jose Baquero JFO: Caguas, PR
3527/3543/3574-EM-LA 4559/4570/4577/4590/ 4606/4611-DR-LA FJO: John E. Long VJFO: Baton Rouge, LA	4626-DR-MS FJO: Brett H. Howard JFO: Pearl, MS	3532-EM-PR FJO: Jose Baquero VJFO: Guaynabo, PR	4473-DR-PR FJO: Jose Baquero JFO: Ponce, PR	4560-DR-PR FJO: Claude Hyacinthe VJFO: San Juan, PR	4473-DR-PR FJO: Jose Baquero JFO: Ponce, PR	4473-DR-PR FJO: Jose Baquero JFO: Ponce, PR	4473-DR-PR FJO: Jose Baquero JFO: Ponce, PR

N-IMATs

2-4 Teams Available

Red	
White	Training
Blue	
Gold	

R-IMATs

≥ 7 Teams Available

I	3
II	PR (Training)
III	2
IV-1	
IV-2	
V	
VI-1	
VI-2	1
VII	
VIII	Personnel
IX-1	
IX-2	CA
X	
FMC	PMC
NMC	Deployed

Team Status	US&R ≤66%	MERS >66%	FCOs ≤ Type I	IM WORKFORCE	IM CADRE AVAILABILITY SUMMARY Cadres with 25% or Less Availability
Assigned:	28	36	58	14,367 (-19)	Civil Rights: 22% (24/108); External Affairs: 23% (120/527); Field Leadership: 15% (23/150); Hazard Mitigation: 19% (255/1,351); Human Resources: 17% (34/195); Interagency Recovery Coordination: 23% (65/278); Operations: 22% (81/374); Public Assistance: 20% (553/2,718); Planning: 17% (76/460); Safety: 25% (21/83)
Unavailable:	9	0	1	3,183 (-36)	
Deployed:	0	0	46 (+1) (26 FCOR)	6,737 (-9)	
Available:	19	36	11 (-1)	31% / 4,447 (+8)	

FCO Senior Leadership COP Brief DR-4610-CA

INDIVIDUAL ASSISTANCE SUMMARY

Registrations
2K
(60-day period complete)

Individuals and Households Program
\$4.4M
(Month 4 of 18 month active period)

Small Business Admin Loans
\$5.5M

Housing Assistance
\$3.1M

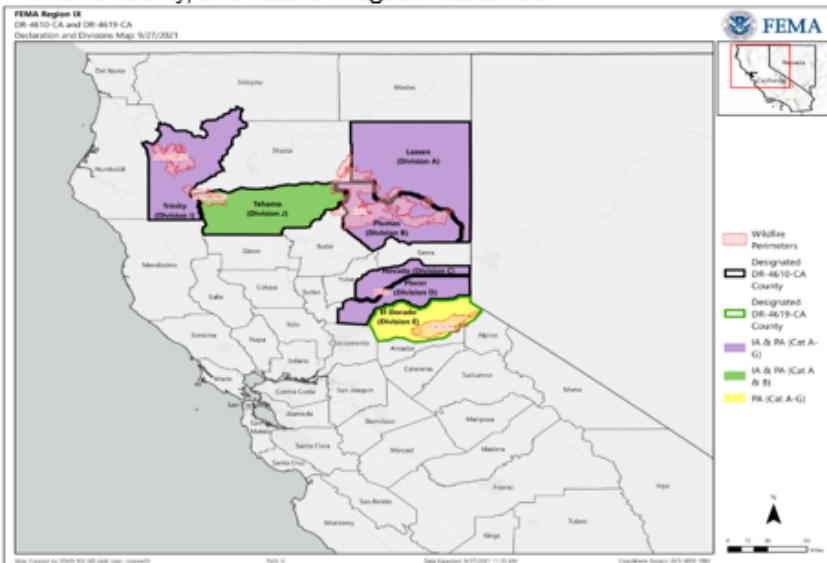
NFIP Payouts
NA

Other Needs Assistance
\$1.3M

Transitional Shelter Assistance
0

INCIDENT SUMMARY

On August 24, 2021, a Major Disaster Declaration was approved for the State of California designating Individual Assistance and Public Assistance Cat A-G for Plumas, Nevada, Placer, Lassen, and Trinity counties, Individual Assistance and Public Assistance Categories A and B for Tehama County, and Hazard Mitigation statewide.



PUBLIC ASSISTANCE SUMMARY

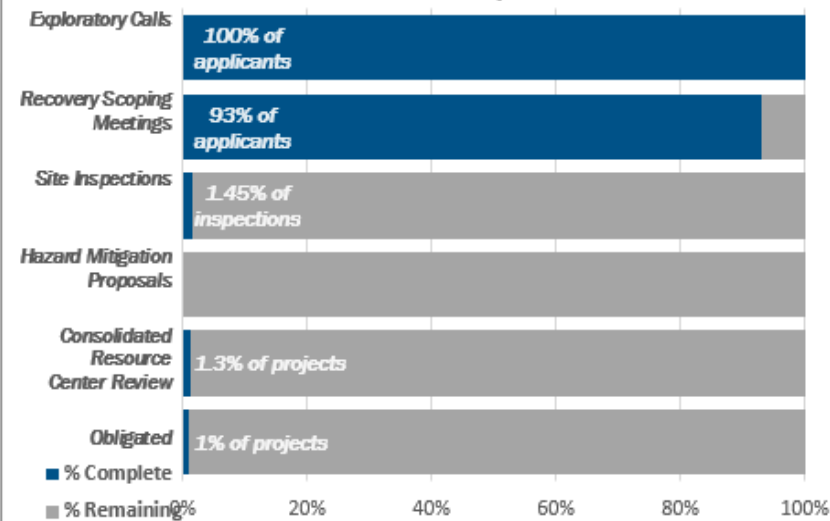
Applicants **42**

Projects **109**

\$ Obligated **\$4M**

Life of Disaster **\$218M**

% of Phase Complete

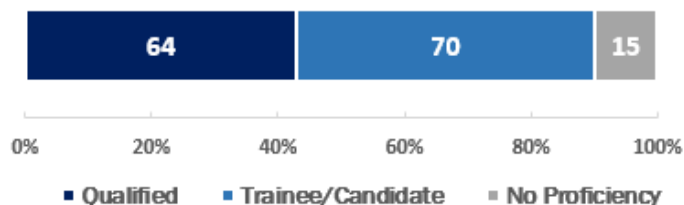


STAFF SUMMARY

Total Staff: **149** | Coach/Evaluators: **71** Pairings

Admin Cost Combined DRs LOD: **6.3%**

Staff by Proficiency Level



FCO ASSESSMENT

Priorities

- **Focus:** Support high op-tempo to set foundation for strong recovery
- **Housing:** License all families into Direct Housing by Christmas.
- **Infrastructure:** Complete Debris Removal by end of January 2022

Outcomes

- **Housing:** Survivors can afford post-disaster permanent housing units within the affected community without post-disaster assistance
- **Infrastructure:** Water systems, dams, levees, and service capacities have been repaired, modernized, and strengthened for future disasters
- **Economics:** (1) Business activities are resumed and restored, including those local and marginalized businesses and major employers. (2) Tax base and revenue streams from businesses are restored

TRANSITION TIMELINE

Individual Assistance thru Dec '21

Public Assistance thru APR '22

Hazard Mitigation thru Dec '21

Interagency Recovery Coordination thru JUN '22

FCO Senior Leadership COP Brief



Recovery Support Functions (RSF)

Recovery Outcomes	
Housing	Housing: Adequate, resilient, accessible, and affordable housing
	1 All survivors whose primary residences were damaged or destroyed or were displaced by the disaster have returned and re-established residence in permanent housing within the affected community
	2 Survivors can afford post-disaster permanent housing units within the affected community without post-disaster assistance
	3 Post-disaster permanent housing units in the affected community meet or exceed recognized residential codes and standards and incorporate recommended mitigation measures appropriate to the area's hazards (e.g., flooding, fire, high winds), or include resiliency measures
	4
	5
Economic	Economic: Sustainable, diversified and resilient economy
	1 Business activities are resumed and restored, including those local and marginalized businesses and major employers
	2 Local and state government ability to facilitate and regulate business activities is restored
	3 Tax base and revenue streams from businesses are restored
	4 Communities have Comprehensive Economic Development Strategies that measures the recovery process
	5 Financial activities essential to credit and insurance coverage and flows are restored
Community Recovery	Community Recovery: Resilient recovery of SLTT communities
	1 Community Conditions Assessment + Community Profiles
	2 Status of emergency plans, such as the Mitigation plan and Pre-Disaster Recovery Plan
	3 Community engagement and communication strategy is in place for long-term recovery plan or strategy
	4 Mitigation and recovery projects have been implemented
	5 Inclusive communications strategy developed for long-term recovery planning or strategy

Recovery Outcomes	
Infrastructure	Infrastructure: Restored, modernized, hardened and resilient systems
	1 Power systems and fuel delivery services have been repaired, modernized, and strengthened for future disasters
	2 Water systems, dams, levees, and service capacities have been repaired, modernized, and strengthened for future disasters
	3 Communications systems and services have been repaired, modernized, and strengthened against future disasters
	4 Public and private transportation systems, to include those supporting marginalized areas are repaired and reliable
	5 Government and PNP facilities have been repaired , modernized and strengthened for future disasters
Health & Social Services	HSS: Sustainable and resilient health education and social service systems
	1 Households have safe drinking water and no hazardous and toxic materials
	2 Healthcare providers have resumed capacity to meet chronic or long-term health needs, as well as primary and emergency care
	3 Ensure survivors are provided necessary behavioral health and disaster case management services.
	4 Social Assistance programs that support vulnerable populations, e.g., have resumed delivery of financial and other materiel support and services to vulnerable segments of the community's population
	5 Schools are fully operational & providing full academic programs and can provide a safe, sanitary, and supportive environment
Natural Cultural Resources	NCR: Restored, preserved, risk-resistant and resilient resources
	1 Natural resources in the affected community, to include socially marginalized, have been restored to protect people and ecosystems
	2 Resources associated with entertainment, education, recreation, and tourism have been repaired, and public accessibility restored
	3 Access to raw material and other commodities that sustain the local economy has been restored
	4 Sites and artifacts associated with the community's heritage and identity have been stabilized/protected, and public accessibility to these sites has been restored
	5

FCO Senior Leadership COP Brief

Recovery
Outcomes

INFRASTRUCTURE: Restored, modernized, hardened and resilient systems and HOUSING: Adequate, resilient, accessible and affordable housing

Outcome Indicator (2): Water systems, dams, levees, and service capacities have been repaired, modernized, and strengthened for future disasters

Outcome Indicators (2): Survivors can afford post-disaster permanent housing units within the affected community without post-disaster assistance

Across DR-4610-CA

1. **Keep a Common Operating Picture (Unity of Effort)**
 2. **Act with Efficiency, High-Op tempo**
 3. **Operate In-Depth**
- RSF Activation
 - IRC and RSFs activated at same time as ESFs and immediately operated jointly.
 - Impacts/Specialized Projects
 - Irregular Projects
 - Schools on federal land, projects with 428 potential, high altitude debris removal/abatement
 - Equities
 - Highly localized diagnosing with strong forward presence and with built-in redundancy – ability to shift, embed resources (IA and PA)
 - Climate Change
 - Goal of 50% 406 Inclusion (precedent established)
 - Disadvantaged community support with tribal callout – top priority
 - Data Analytics
 - PPI deep-dive
 - CalOES-led Economic Analysis
 - DINS, PDAs, Registration Intake analysis (#s, time, location)
 - For vectoring, size & scope

Community Most Impacted - Greenville, Plumas County

1. **Keep community local,**
 2. **Provide bridge to low-cost, accessible housing,**
 3. **Establish the foundation for a Main Street market**
- Prioritized Debris Phasing
 - Expedited Phase I (and Multi-agency)
 - Shifted ops to potential parcels for the housing program
 - Housing Mission Approved **10/13/21**
 - First Applicant Licensed In **10/31/21**
 - DR4558/4569 = 80 days
 - **DR4610 = 18 days**
 - Applicants to be Licensed in – **EST 12/25/21**
 - Multiple approaches to PPI
 - NPIC and local disaster-level calling
 - Feedback from State, County
 - FEMA/State Joint Housing Operation
 - Multiple joint DRC/LAC operations
 - Targeted, near deadline, task-organized outreach

Specific, Local Limitations (in addition to Limiting Factors): Small business-driven community (consumer, retail stakeholder recovery) destroyed, historic preservation interest but costly and time-consuming.

Limiting Factors: California severe housing shortage, multiple fire disaster years = spent resources & local response/recovery staff turnover, saturated lumber market, current high fuel and product costs, & overburdened public works and public utility community.



FEMA

Helping people before, during, and after disasters.



Scan to subscribe to this briefing.