

FEMA National Watch Center

# Daily Operations Briefing

Friday, December 3, 2021

8:30 a.m. ET



**FEMA**

# National Current Ops / Monitoring

---

## New Significant Incidents / Ongoing Ops

- None

## Hazard Monitoring

- Mixed precipitation – Great Lakes/Upper Midwest
- Heavy rain/possible flooding - Hawaii

---

## Disaster Declaration Activity

- None

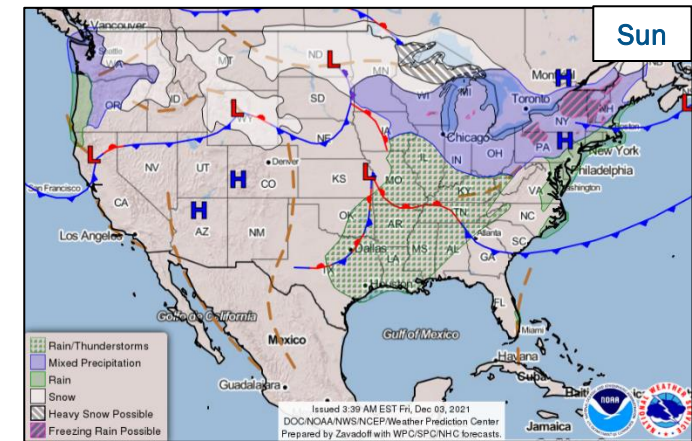
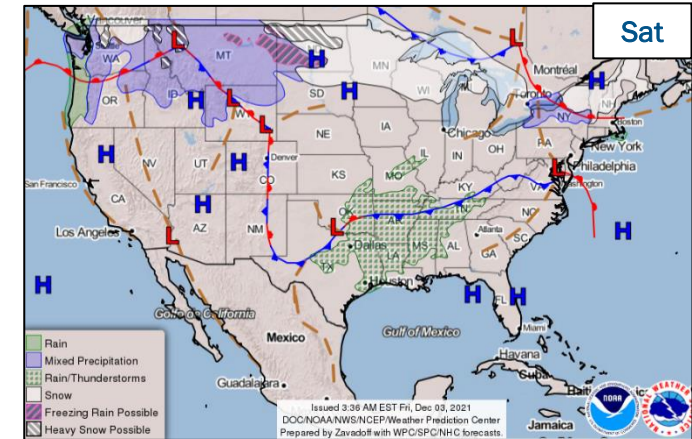
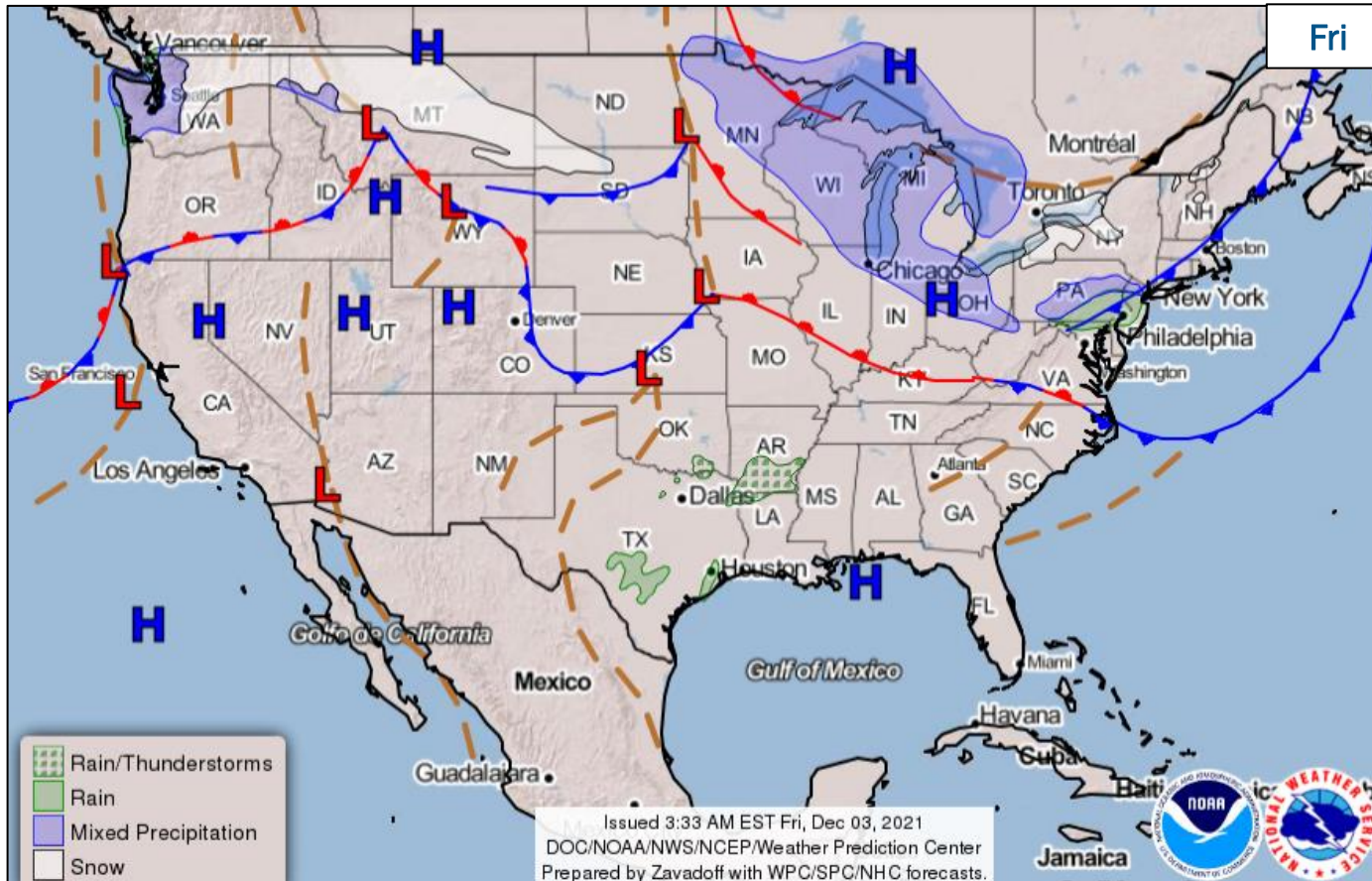
## Event Monitoring

- None



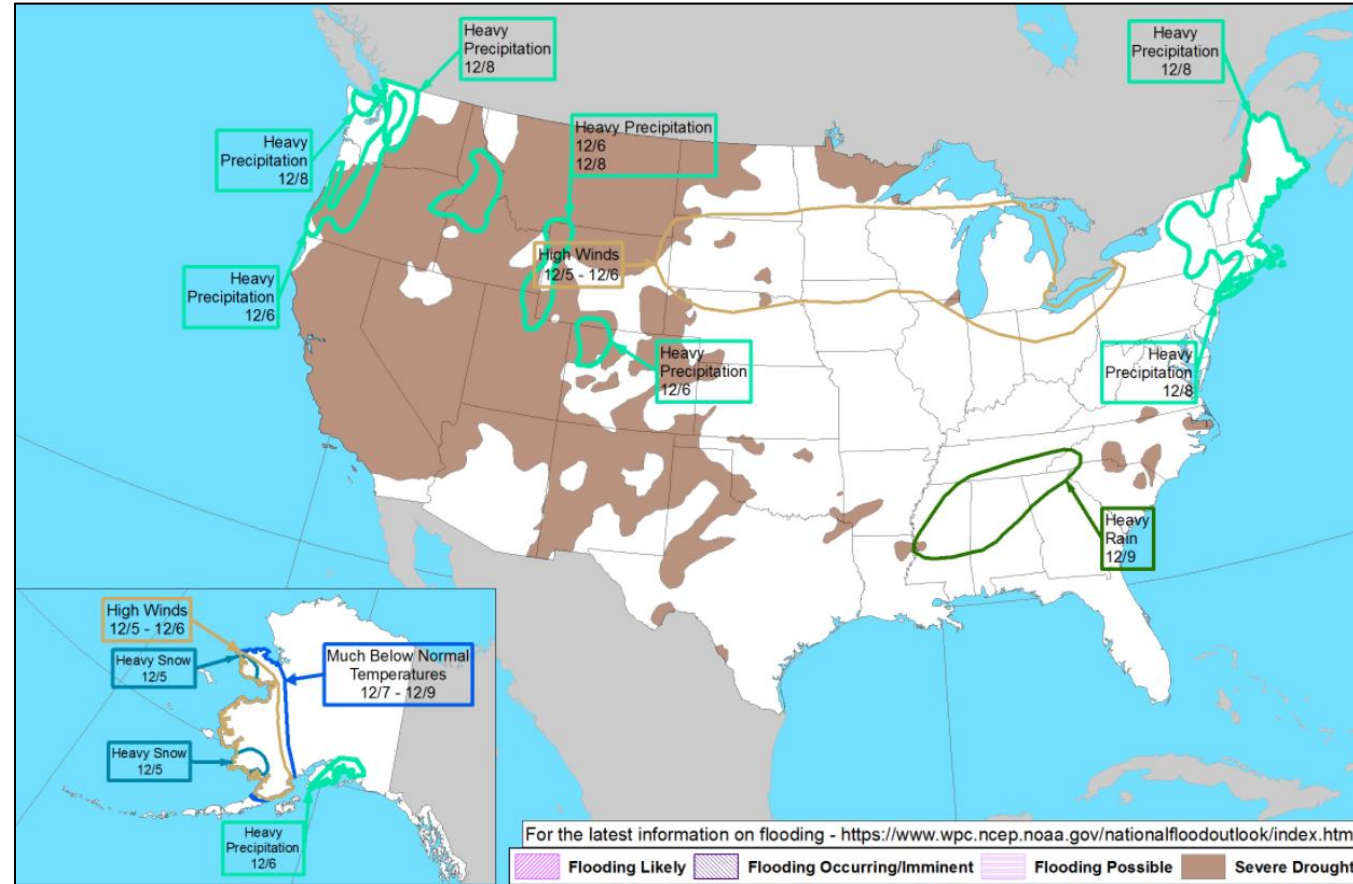
**FEMA**

# National Weather Forecast



FEMA

# Hazards Outlook – Dec 5-9



FEMA

# Joint Preliminary Damage Assessments

Region	State / Location	Incident	IA	Number of Counties		Start - End
			PA	Requested	Complete	
I	ME	Coastal Storm Oct 30-31	IA	0	0	N/A
			PA	4	1	11/8 - TBD
X	WA	Flooding Nov 2-19	IA	3	0	12/1 - TBD
			PA	0	0	N/A



FEMA

# Declaration Requests in Process – 2

State / Tribe / Territory – Incident Description	Type	IA	PA	HM	Requested
CTCR* – Drought, Fire, and Straight-Line Winds	DR		X	X	Nov 15
AL – Flooding	DR	X		X	Nov 19

\* *Confederated Tribes of the Colville Reservation*



**FEMA**



# FEMA Common Operating Picture

## FEMA HQ

<b>NWC</b>	<b>NRCC</b>
Monitoring	Level III

## FEMA REGIONS

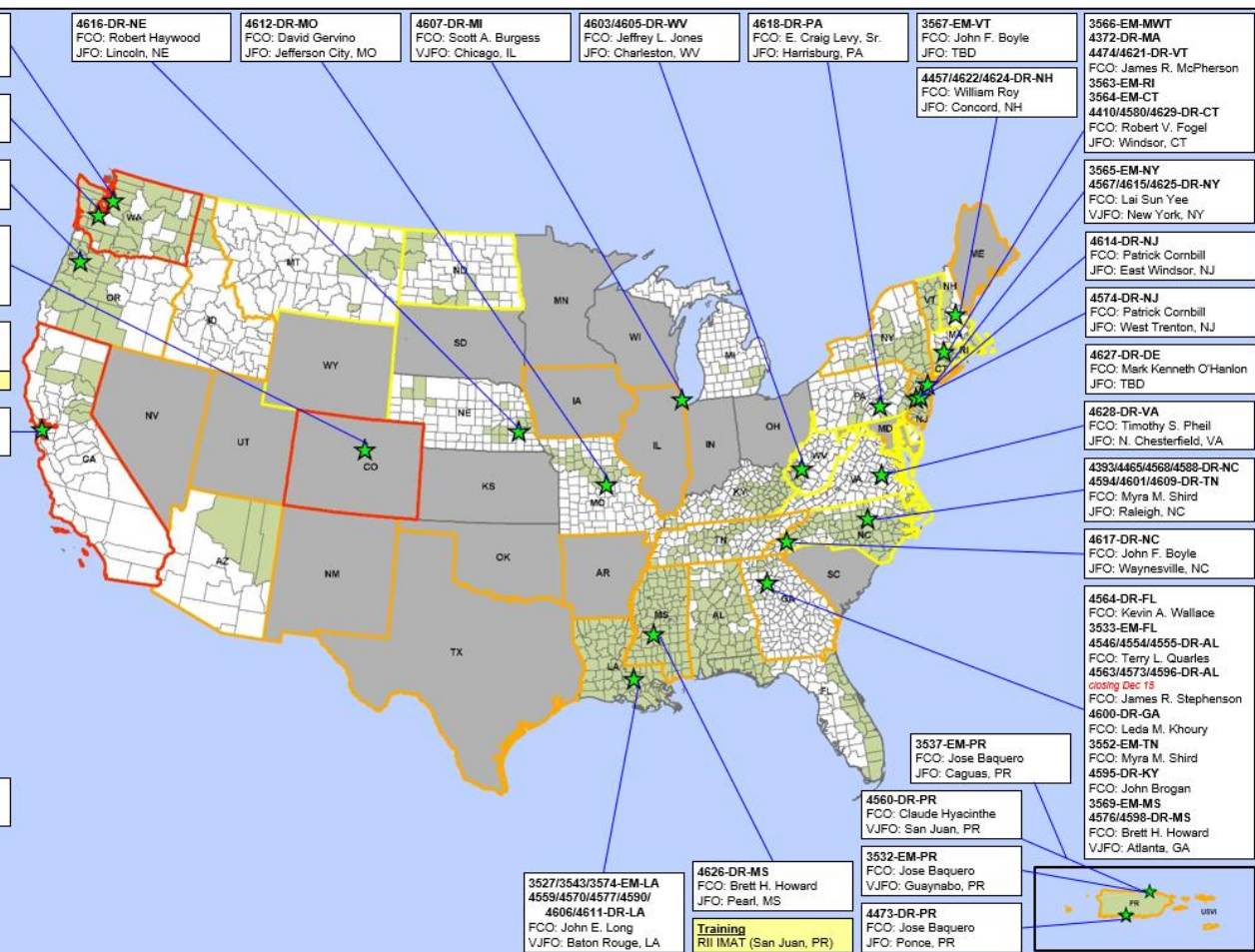
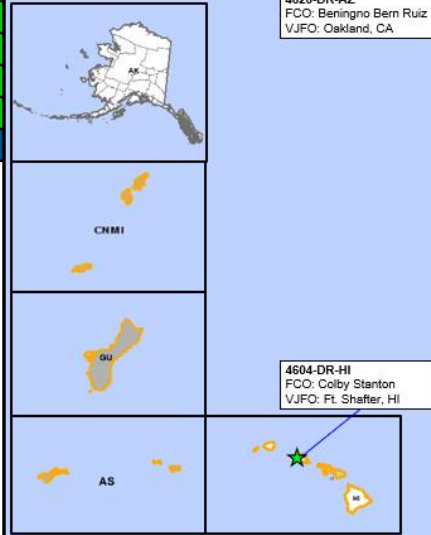
<b>Watch</b>	<b>RRCC</b>	
Monitoring	I	Level III
Monitoring	II	Rostered
Monitoring	III	Rostered
Monitoring	IV	Rostered
Monitoring	Alt Loc	V
Alt Location	VI	Rostered
Alt Location	VII	Rostered
Monitoring	VIII	Rostered
Monitoring	IX	Rostered
Monitoring	X	Level III

### Notes:

<b>NRCC &amp; RCCs:</b> (COVID-19)	<b>STATE EOCs:</b>
<b>RV RWC:</b> Day shift, Monitoring/Night shift, remote operations	<b>NJ &amp; NY:</b> Ida
<b>RVII RWC:</b> COVID-19 Protocols	<b>PR:</b> Earthquakes
	<b>WA:</b> Flooding

**Major Disasters (DR): 64**  
**Emergency Disasters (EM): 13**  
**JFOs: 16 / VJFOs: 10**  
**Staging Area**  
 Declared County (non-COVID-19 Declarations)  
 Fully Activated  
 Partially Activated  
 Monitoring

As of 8:00 a.m. ET December 3, 2021  
 Created by FEMA NWC



## N-IMATs

2-4 Teams Available

Red	
White	Training
Blue	
Gold	

## R-IMATs

≥ 7 Teams Available

I	3
II	PR (Training)
III	2
IV-1	
IV-2	
V	
VI-1	
VI-2	1
VII	
VIII	Personnel
IX-1	
IX-2	CA
X	
FMC	PMC
NMC	Deployed

Team Status	US&R ≤66%	MERS >66%	FCOs ≤ Type I	IM WORKFORCE
Assigned:	28	36	58	14,380 (+13)
Unavailable:	9	0	2 (+1)	3,534 (+351)
Deployed:	0	0	46 (26 FCOR)	6,403 (-334)
Available:	19	36	10 (-1)	31% / 4,443 (-4)

### IM CADRE AVAILABILITY SUMMARY

Cadres with 25% or Less Availability

**Civil Rights: 22% (24/109); Disability Integration: 25% (16/64);**  
**External Affairs: 22% (118/527); Field Leadership: 16% (24/150);**  
**Hazard Mitigation: 18% (248/1,351); Human Resources: 17% (33/195);**  
**Interagency Recovery Coordination: 23% (65/278); Operations: 21% (79/374);**  
**Public Assistance: 20% (546/2,721); Planning: 16% (75/460); Safety: 25% (21/83)**



# FEMA

Helping people before, during, and after disasters.



*Scan to subscribe to this briefing.*