

FEMA National Watch Center

Daily Operations Briefing

Sunday, December 12, 2021

8:30 a.m. ET



FEMA

National Current Ops / Monitoring

New Significant Incidents / Ongoing Ops

- Severe Weather and Tornadoes – Central U.S.

Hazard Monitoring

- Critical Fire Weather– Southern Plains
- Heavy rain and flash flooding – central CA
- Heavy snow – Cascades, Sierra and Northern Rockies

Disaster Declaration Activity

- Emergency Declaration approved – KY

Event Monitoring

- None



FEMA

Severe Weather and Tornadoes – Central U.S.

Current Situation: Severe weather impacted the central U.S. on Dec 10 & 11; preliminary reports of **38** tornadoes, **258** wind, and 20 hail reports across several states. **18** counties in KY were impacted by tornadic activity and debris fields.

Lifeline Impacts:

Safety and Security:

- Damage to 2 nursing homes and some emergency response facilities in AR and TN
- Factory and distribution center workers trapped in KY and IL, **search and rescue operations will resume in the morning**

Health & Medical:

- Fatalities/Injuries:** KY- 40 confirmed fatalities, 50 unconfirmed fatalities or people unaccounted for, unknown number of injuries; TN – 4 confirmed fatalities, 4 injuries; AR- 2 confirmed fatalities, 18 injuries; MO - 2 confirmed fatalities, 2 unconfirmed fatalities, 9 injuries

Food, Water, Shelter:

- Shelters:** KY-8/188, TN- 3/8
- KY: Water tower in Graves County destroyed, bottled water being delivered; substantial damage to water and waste systems in Hickman County
- TN: Boil water advisories in effect in Gibson and Weakley counties

Energy:

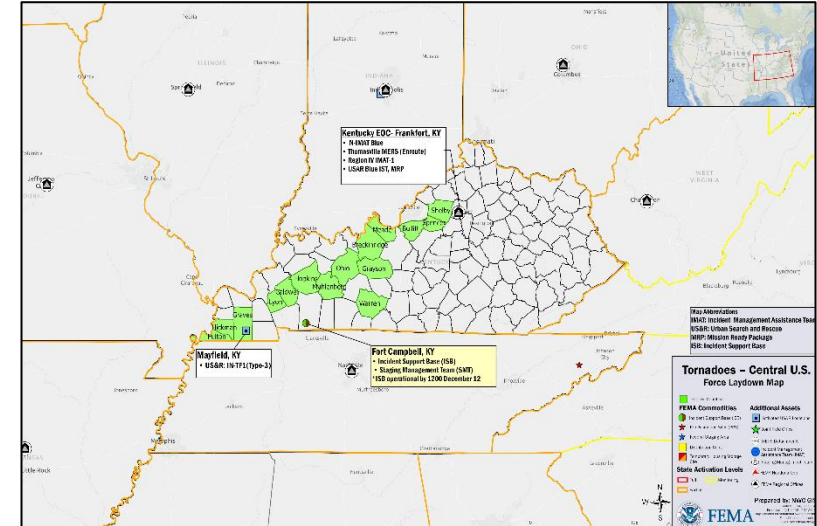
- Power outages:** AR – 5k (-7.4k) customers (0.4%) without power statewide; KY – 32.8k (-24.4k) (1.6%); TN – 25.5k (-54.7k) (1.0%); minimal power outages in IL and MO (*DOE Eagle-I as of 5.00 a.m. ET*)

Communications:

- KY: 6 PSAPs down, 3 being rerouted, multiple tower sites on generator power; SatColt (satellite cell on light trucks) and generator deployed to Mayfield
- TN: Lake County 911 system down; Obion County only has radio systems and limited cellular coverage

State / Local Response:

- KY, TN, & AR Governors declared a state of emergency
- AR, KY, MO, IL, & TN EOCs at Partial Activation
- KY National Guard activated



FEMA / Federal Response:

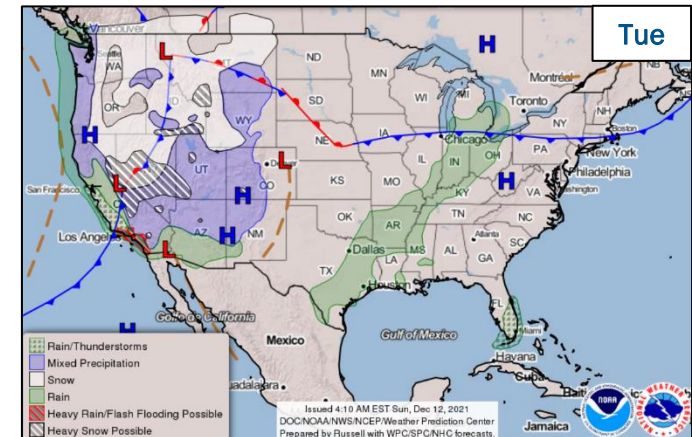
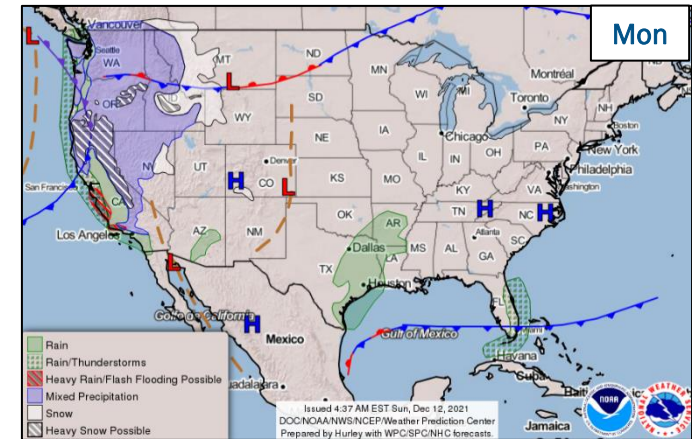
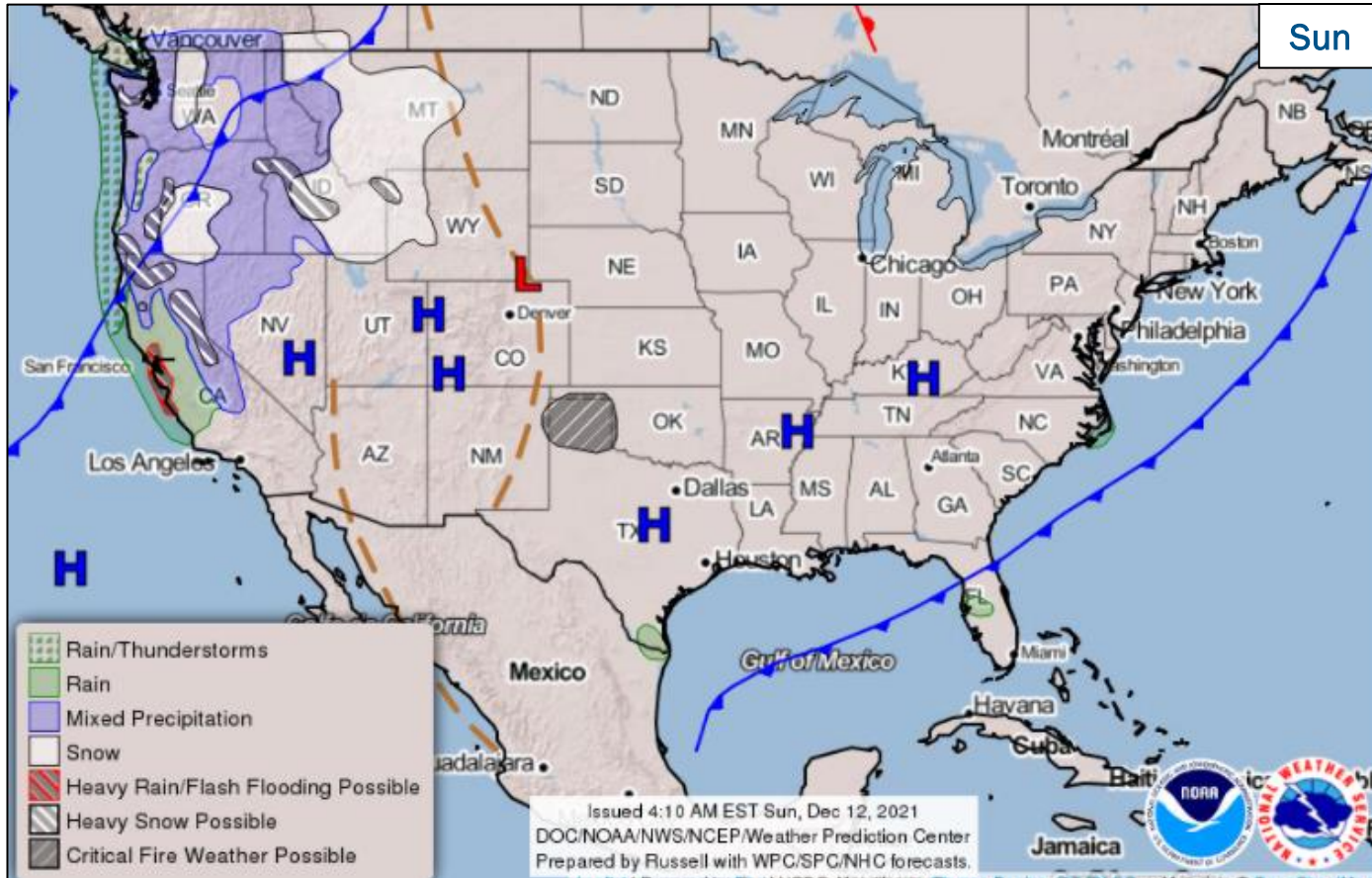
- Emergency Declaration FEMA-3575-EM-KY approved; provides emergency protective measures (Category B), for 15 counties
- Region IV RWC at Enhanced Watch; IMAT-1 deployed to KY
- NWC, Region V, VI, & VII RWCs continue to monitor
- National IMAT Blue deployed to KY EOC
- MERS teams and personnel deployed to KY EOC
- 20 IA House Inspectors staged at Paducah, KY
- Logistics: 52 generators to KY; ISB & SMT deployed to ISB in Ft Campbell, KY; deploying Delta IRR commodities package
- USAR: IST Blue MRP and equipment cache deployed to KY EOC; NIMS Type 3 task force (IN-TF1) deployed to Mayfield, KY
- USACE: Planning and Response Team (PRT) providing support



FEMA

National Watch Center

National Weather Forecast



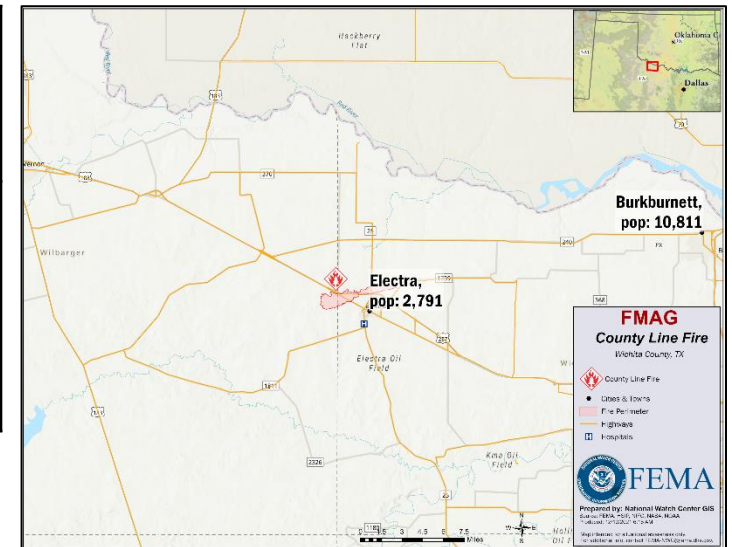
FEMA

National Watch Center

Wildfire Summary

Fire Name (County, ST)	FMAG #	Acres Burned	Percent Contained	Evacuations	Structures (Homes / Other)			Fatalities / Injuries
					Threatened	Damaged	Destroyed	
County Line (part of <i>Electra</i> Complex) (Wichita, TX)	xxxx-FM-TX	2,300 (+1,800)	0	M: 0	H: 300 (+150)	H: 0	H: 2	0 / 0
				V: 300	O: 0	O: 0	O: 0	

(Evacuations: M = Mandatory / V = Voluntary; Structures: H = Homes and Mixed Commercial/Residential / O = Non-residential Commercial/Other Minor Structures)



FEMA

Joint Preliminary Damage Assessments

Region	State / Location	Incident	IA	Number of Counties		Start - End
			PA	Requested	Complete	
I	ME	Coastal Storm Oct 30-31	IA	0	0	N/A
			PA	4	1	11/8 - TBD
III	DE	Tropical Depression Ida Sep 1	IA	1	0	12/7 - TBD
			PA	0	0	N/A
X	WA	Flooding Nov 2-19	IA	3	0	12/1 - TBD
			PA	12	0	12/4 - TBD
	AK	Severe Storm Oct 28-31	IA	0	0	N/A
			PA	1	0	TBD



FEMA

Declaration Approved – Kentucky

Declaration Type: Emergency Declaration– FEMA-3575-EM-KY

Requested: Dec 11

Date Approved: Dec 11

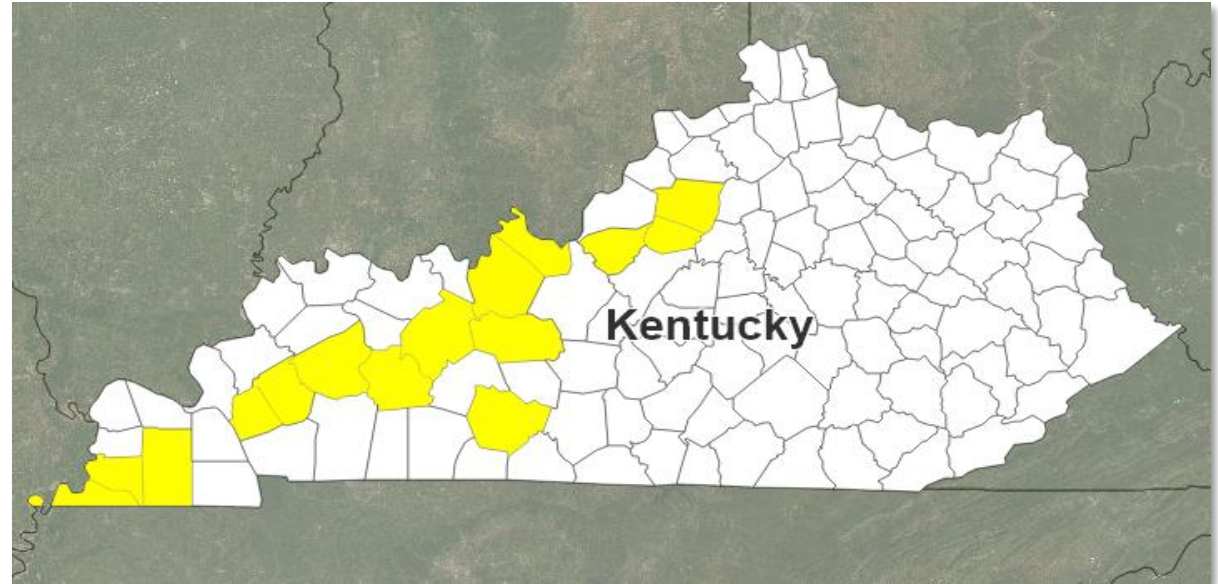
Incident: Severe Storms, Straight-line Winds, Flooding and Tornadoes

Incident Period: Dec 10, 2021, and continuing

Provides:

- Emergency protective measures (Categories B), including direct federal assistance at 75 percent federal funding for 15 counties

FCO: John Brogan



FEMA

Declaration Requests in Process – 2

State / Tribe / Territory – Incident Description	Type	IA	PA	HM	Requested
CTCR* – Drought, Fire, and Straight-Line Winds	DR		X	X	Nov 15
AL – Flooding	DR	X		X	Nov 19
KY – Severe Weather and Tornadoes – APPROVED	EM		X		Dec 11

* Confederated Tribes of the Colville Reservation



FEMA

FEMA Common Operating Picture

FEMA HQ

NWC	NRCC
Monitoring	Level III

FEMA REGIONS

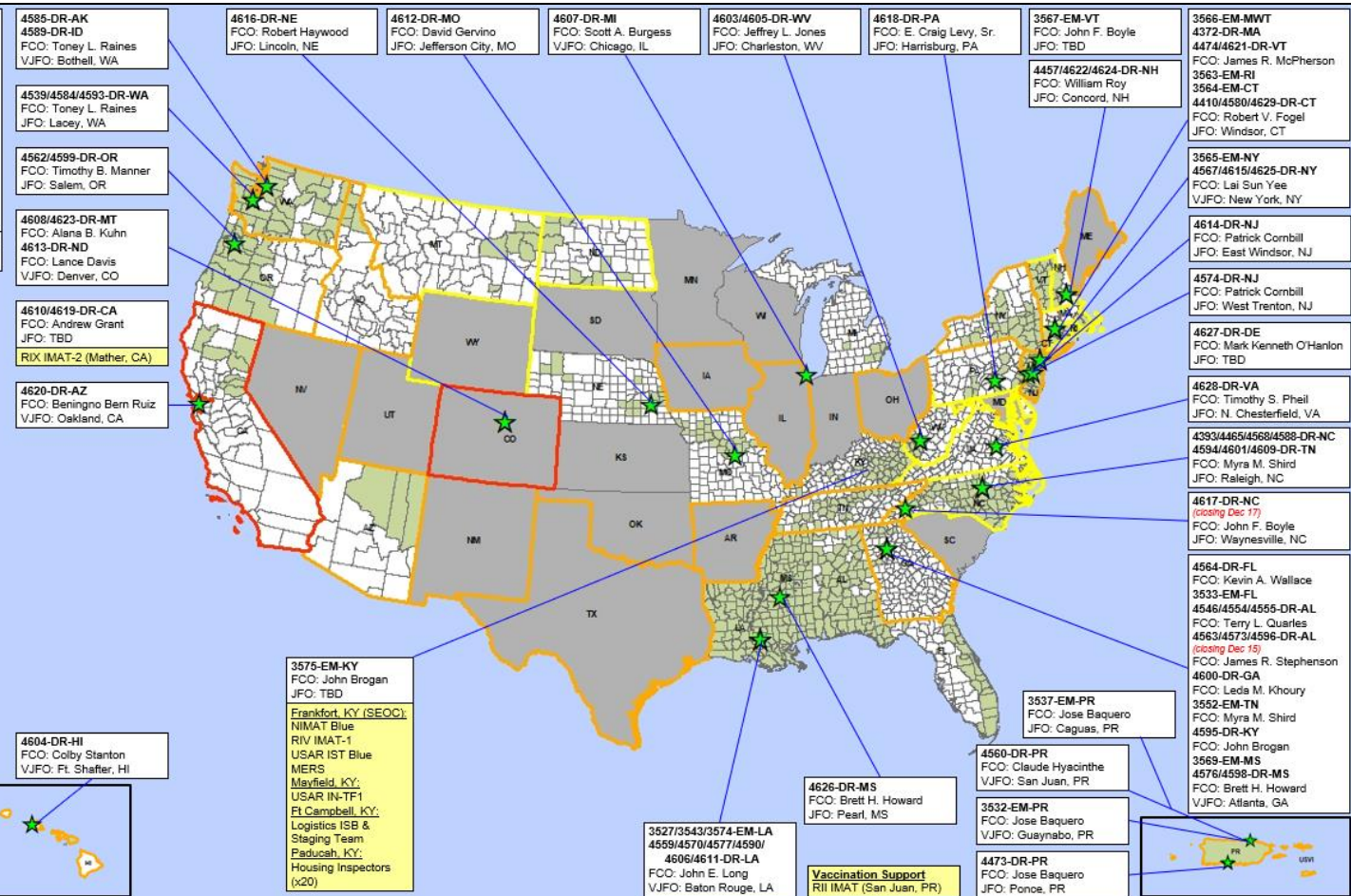
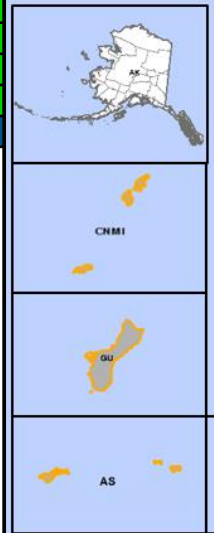
Watch	RRCC	
Monitoring	I	Level III
Monitoring	II	Rostered
Monitoring	III	Rostered
Enhanced	IV	Rostered
Monitoring <small>Alt Loc</small>	V	Level III
Monitoring	VI	Rostered
Alt Location	VII	Rostered
Monitoring	VIII	Rostered
Monitoring	IX	Rostered
Monitoring	X	Level III

Notes:

NRCC & RCCs: (COVID-19)	STATE EOCs:
RV RWC: Day shift, Monitoring/Night shift, remote operations	NJ & NY: Ida
RVI RWC: Severe Weather / Building MX	PR: Earthquakes
RVII RWC: COVID-19 Protocols	KY, TN, AR, MO: Severe Weather
	IL: Warehouse Collapse
	OK: Wildfires
	WA: Flooding

Major Disasters (DR): 64
Emergency Disasters (EM): 14
JFOs: 16 / VJFOs: 10
Staging Area
 Declared County (non-COVID-19 Declarations)
 Fully Activated
 Partially Activated
 Monitoring

As of 8:00 a.m. ET December 12, 2021
 Created by FEMA NWC



N-IMATs

2-4 Teams Available

Red	
White	Training
Blue	KY
Gold	

R-IMATs

≥ 7 Teams Available

I	2
II	PR
III	1
IV-1	KY
IV-2	
V	
VI-1	3
VI-2	
VII	
VIII	Personnel
IX-1	Personnel
IX-2	CA
X	
FMC	PMC
NMC	Deployed

Team Status	US&R ≤66%	MERS >66%	FCOs ≤ Type I	IM WORKFORCE
Assigned:	28	36	58	14,358 (+3)
Unavailable:	7 (+1)	0	1	3,847 (+1)
Deployed:	1 (+1)	3 (+3)	46 (26 FCOR)	5,992 (+12)
Available:	21 (-1)	34 (-3)	11	31 (-1)% / 4,519 (-10)

IM CADRE AVAILABILITY SUMMARY

Cadres with 25% or Less Availability

Civil Rights: 17% (20/115); External Affairs: 22% (114/525); Field Leadership: 18% (28/152); Hazard Mitigation: 21% (281/1,350); Human Resources: 17% (33/193); Interagency Recovery Coordination: 23% (65/284); Operations: 23% (87/374); Public Assistance: 20% (542/2,664); Planning: 18% (81/459); Safety: 21% (19/89)



FEMA

Helping people before, during, and after disasters.



Scan to subscribe to this briefing.