

FEMA National Watch Center

Daily Operations Briefing

Tuesday, December 14, 2021

8:30 a.m. ET



FEMA

National Current Ops / Monitoring

New Significant Incidents / Ongoing Ops

- Response and Recovery: Severe Weather and Tornadoes – Central U.S.

Hazard Monitoring

- Heavy rain and flash flooding – Southern CA
- Heavy snow – Central Great Basin to the Northern Rockies
- Critical fire weather – TX/OK Panhandles

Disaster Declaration Activity

- Emergency Declaration approved – TN
- Emergency Declaration approved – IL

Event Monitoring

- None



FEMA



Severe Weather and Tornadoes – Central U.S.

Current Situation: Severe weather impacted the central U.S. on Dec 10-11; preliminary reports of 52 tornadoes, 270 wind, and 20 hail reports across several states. 18 counties in KY were impacted by tornadic activity and debris fields.

Lifeline Impacts:

Safety and Security:

- KY: Temporary flight restrictions in effect for Graves and Bowling Green counties during SAR operations

Health & Medical:

- Fatalities/Injuries: KY – 66 (-14) confirmed fatalities / 105 unaccounted for; TN – 4 confirmed fatalities / 74 injuries; AR – 2 confirmed fatalities / 21 (+3) injuries; MO – 2 confirmed fatalities / 9 injuries; IL – 6 confirmed fatalities

Food, Water, Shelter:

- Shelters: KY – 8 with 276 (-28) occupants, TN – 4 (+1) with 6 (-2) occupants, AR – 4 with 27 occupants (ARC Shelter report as of 7:01 a.m. ET)
- KY: Mayfield has no water; bottled water has arrived in the city
- KY: Boil water advisories in effect for 18k customers; 3 water/wastewater systems non-operational affecting 10k customers; 11 systems under limited operations

Energy:

- Power outages: KY – 14.6k (+0.3k) (0.7%) (DOE Eagle-I as of 5.00 a.m. ET)

Communications:

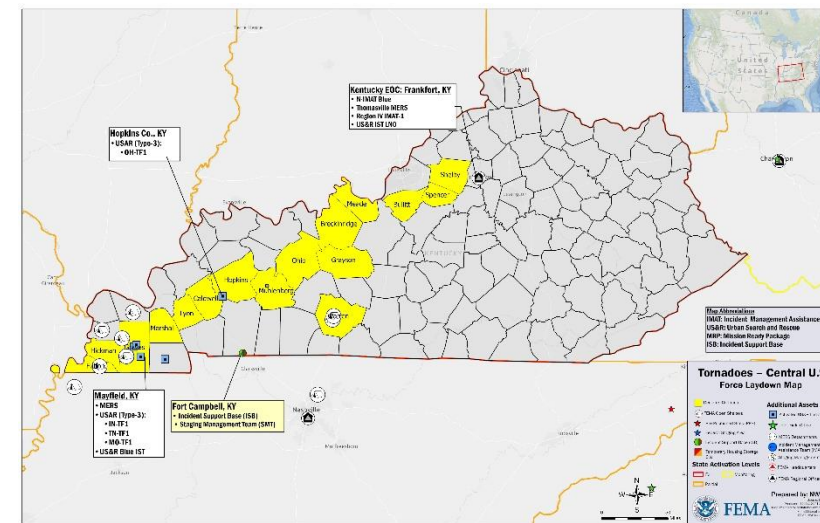
- KY: 3 PSAPs rerouted; all 911 calls being processed; cache of radios requested/deployed

Transportation:

- KY: All major roads opened; some secondary roads closed due to debris, downed power lines, and trees; clearance withing state capabilities

State / Local Response:

- KY, TN, & AR Governors declared a state of emergency
- KY EOC at Full Activation; AR, MO, IL, & TN EOCs at Partial Activation
- KY National Guard activated



FEMA / Federal Response:

- FEMA-4630-DR-KY approved; provides IA/PA for 8 counties
- FEMA-3575-EM-KY approved for 16 counties
- FEMA-3576-EM-TN approved for 9 counties
- FEMA-3577-EM-IL approved for 13 counties
- Region IV RWC at Enhanced Watch, night shift; RRCC at Level II, day shift with select ESFs and DCO; IMAT-1 deployed to KY
- NWC, Regions V/VI/VII RWCs continue to monitor
- National IMAT Blue deployed to KY EOC
- MERS teams and personnel deployed to KY EOC
- Logistics ISB & SMT teams deployed to ISB in Ft. Campbell, KY
- US&R Blue IST operational in Mayfield; four Type 3 task forces (IN-TF1/TN-TF1/MO-TF1/ OH-TF1) with additional HRD canines operational in Mayfield, Graves County, and Hopkins County, KY; one IST LNO deployed to KY SEOC in Frankfort, KY
- USACE: Planning and Response Team (PRT) providing support

National Watch Center



FEMA

Declaration Approved – Tennessee

Declaration Type: Emergency Declaration FEMA-3576-EM-TN
Requested: Dec 12

Date Approved: Dec 13
Incident: Severe Storms, Straight-line Winds, and Tornadoes
Incident Period: Dec 10-11

Provides:

- **PA:** 9 counties (Category B including direct federal assistance)

FCO: Myra M. Shird



■ PA



FEMA

Declaration Approved – Illinois

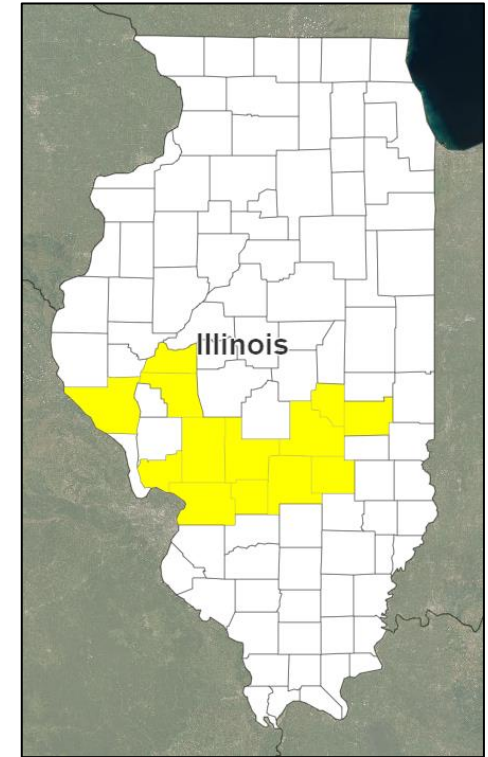
Declaration Type: Emergency Declaration FEMA-3577-EM-IL
Requested: Dec 13

Date Approved: Dec 13
Incident: Severe Storms, Straight-line Winds, and Tornadoes
Incident Period: Dec 10

Provides:

- **PA:** 13 counties (Category B including direct federal assistance)

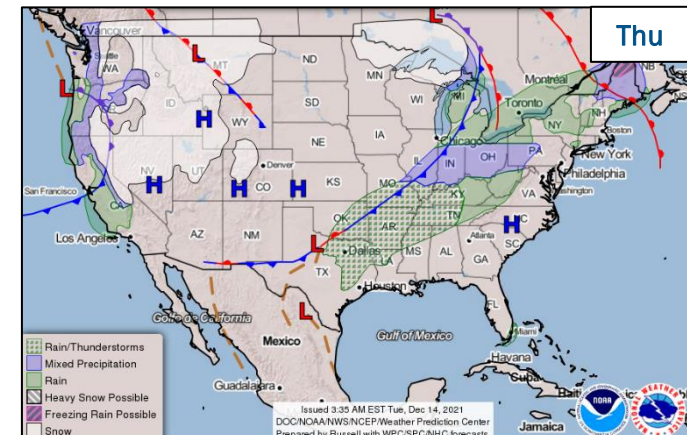
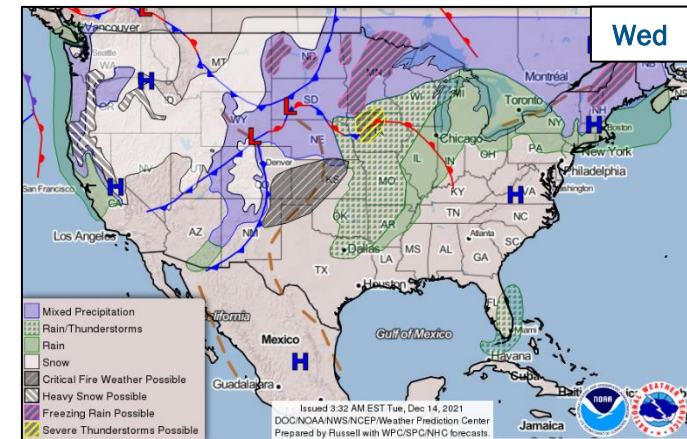
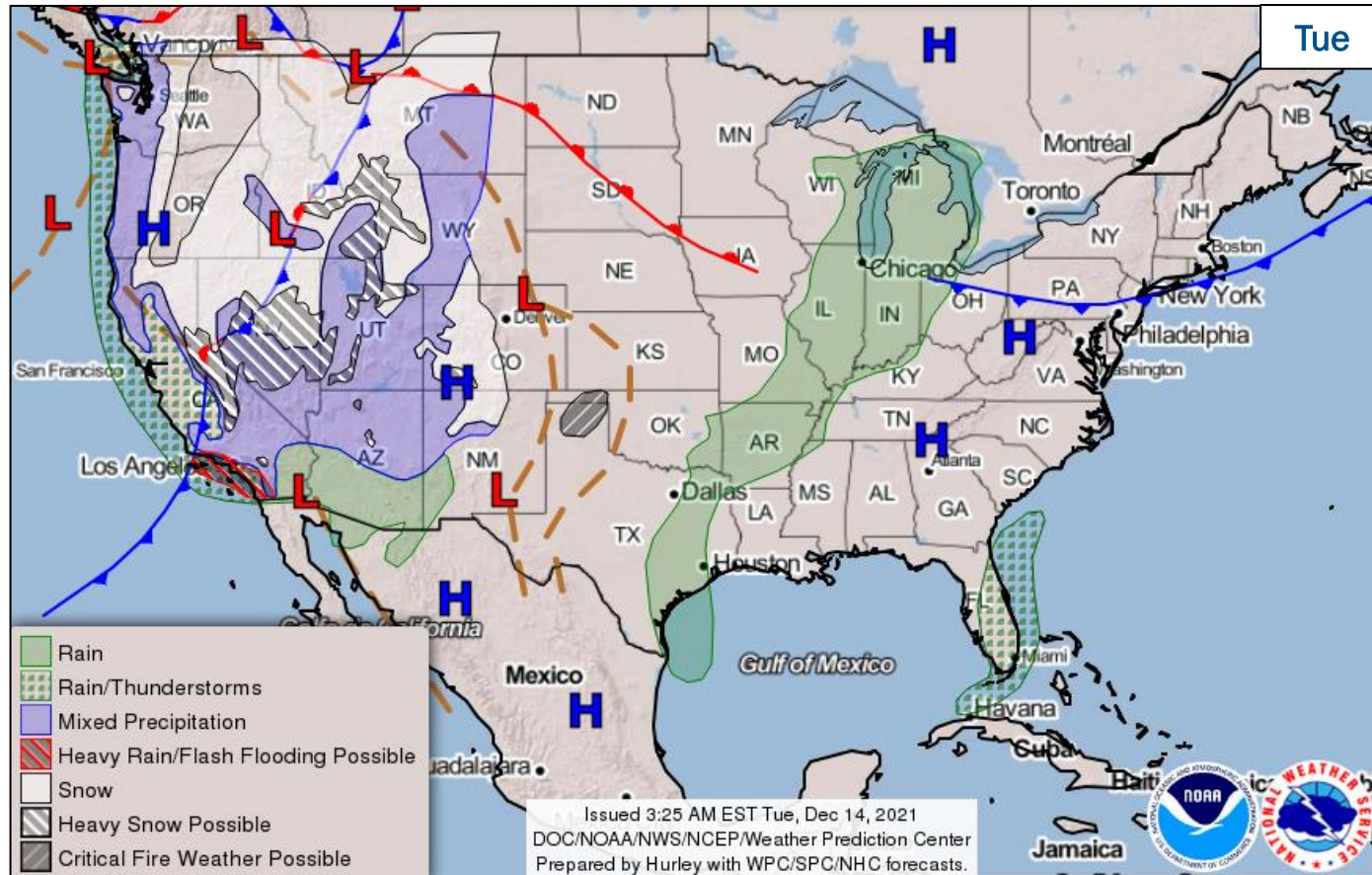
FCO: Brian F. Schiller



■ PA



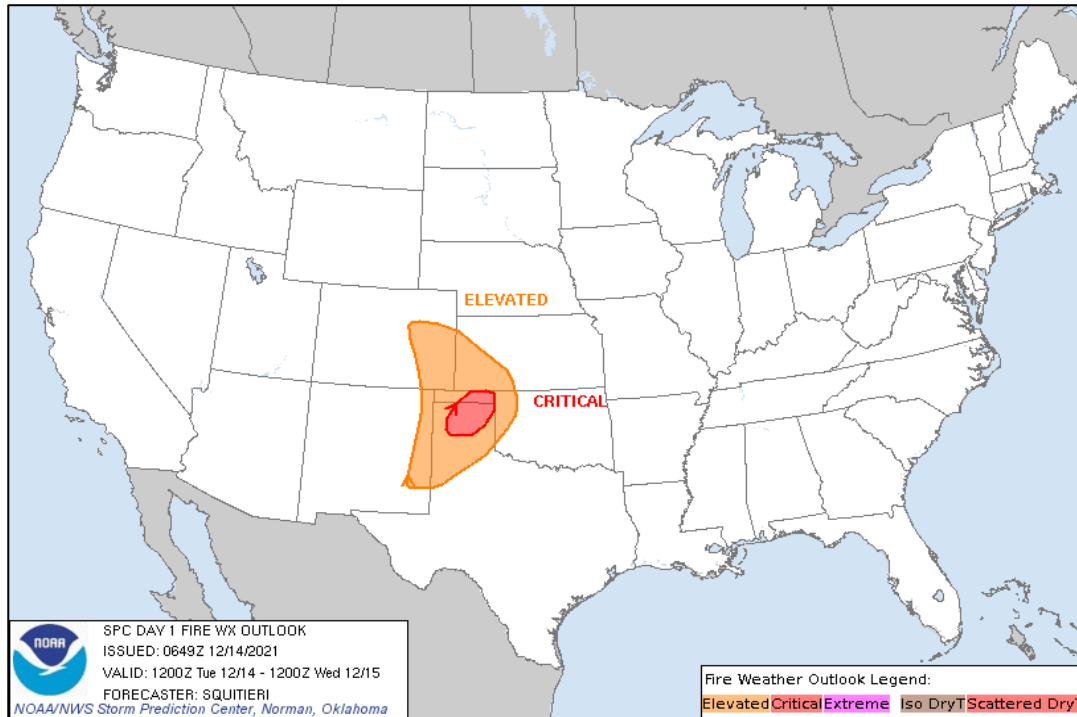
National Weather Forecast



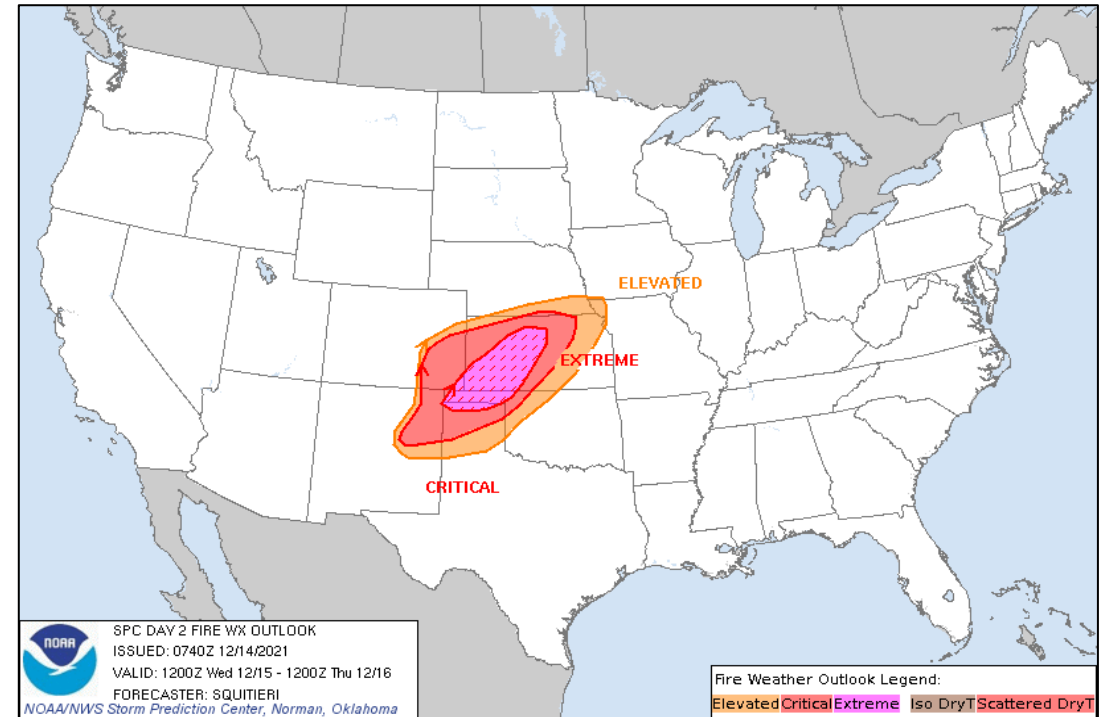
FEMA

National Watch Center

Fire Weather Outlook



Today



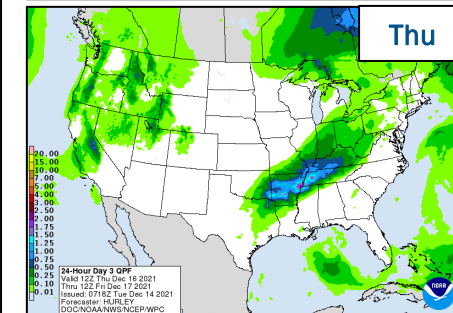
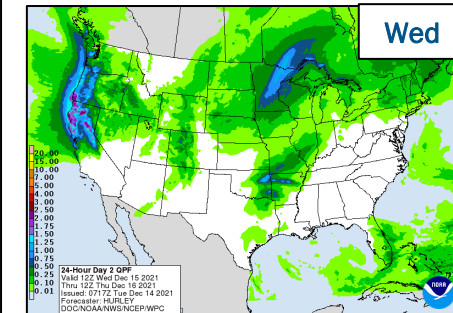
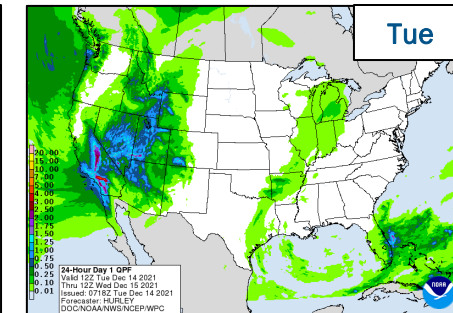
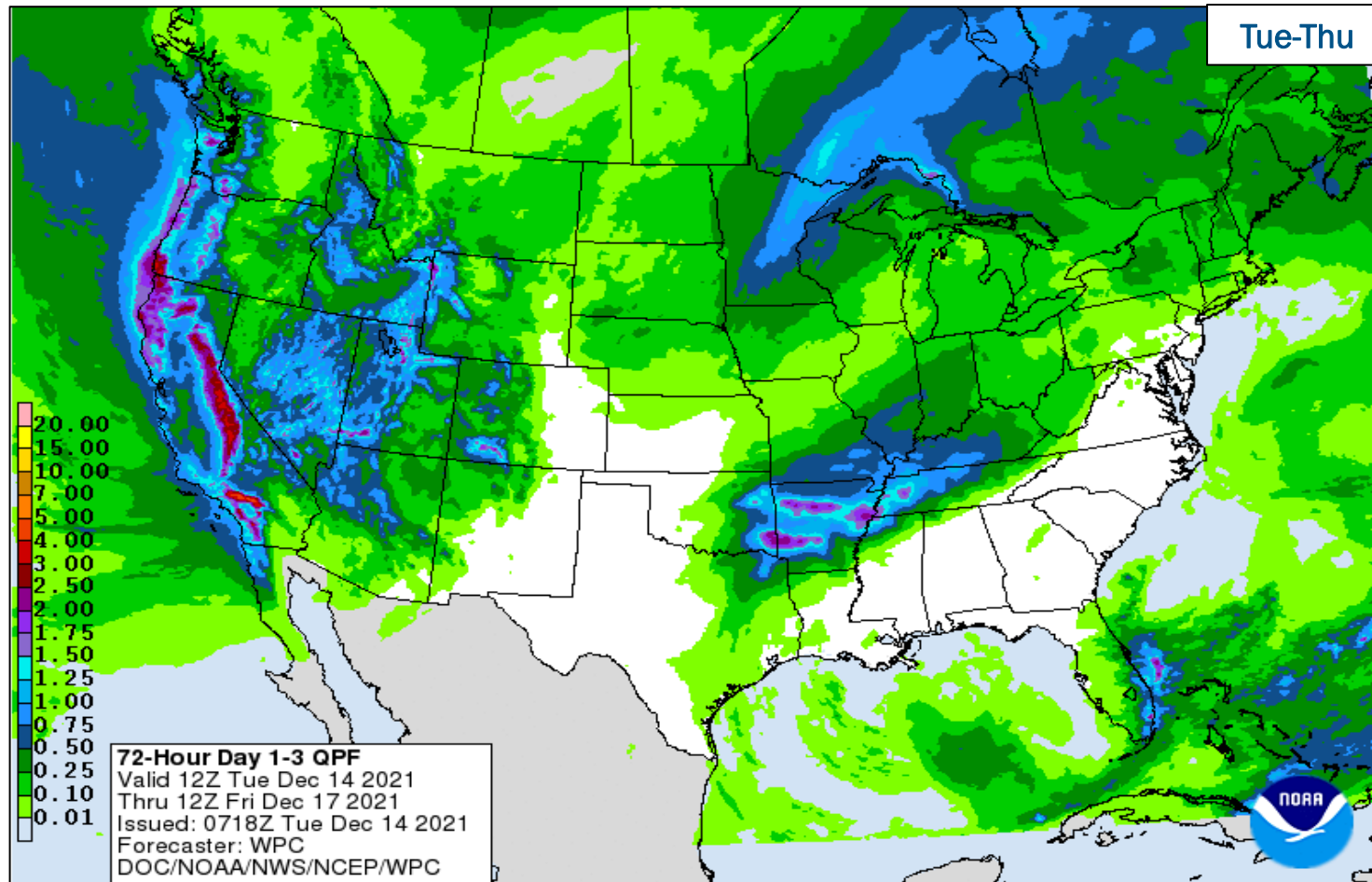
Tomorrow



FEMA

National Watch Center

Precipitation Forecast



FEMA

National Watch Center

Joint Preliminary Damage Assessments

Region	State / Location	Incident	IA	Number of Counties		Start – End
			PA	Requested	Complete	
I	ME	Coastal Storm Oct 30-31	IA	0	0	N/A
			PA	4	1	11/8 – TBD
III	DE	Tropical Depression Ida Sep 1	IA	1	0	12/7 – TBD
			PA	0	0	N/A
VI	AR	Severe Storms and Tornadoes Dec 10	IA	5	0	12/15 – TBD
			PA	0	0	N/A
X	WA	Flooding Nov 2-19	IA	3	0	12/1 – TBD
			PA	12	0	12/4 – TBD
	AK	Severe Storm Oct 28-31	IA	0	0	N/A
			PA	1	0	TBD



FEMA

Declaration Requests in Process – 2

State / Tribe / Territory – Incident Description	Type	IA	PA	HM	Requested
CTCR* – Drought, Fire, and Straight-Line Winds	DR		X	X	Nov 15
AL – Flooding	DR	X		X	Nov 19
TN – Severe Storms, Straight-line Winds, and Tornadoes – APPROVED	EM		X		Dec 12
IL – Severe Storms, Straight-line Winds, and Tornadoes – APPROVED	EM		X		Dec 13

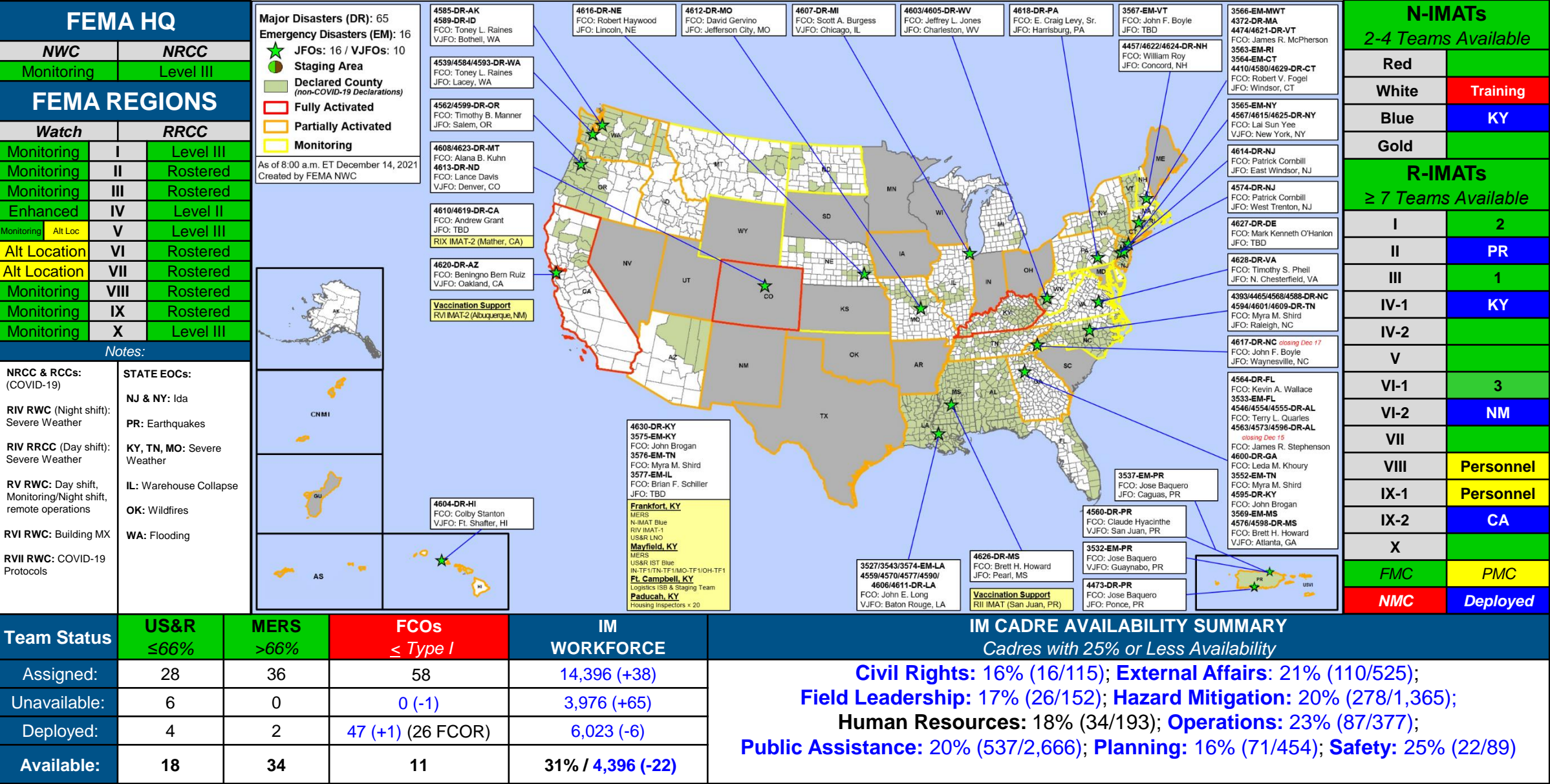
* Confederated Tribes of the Colville Reservation



FEMA

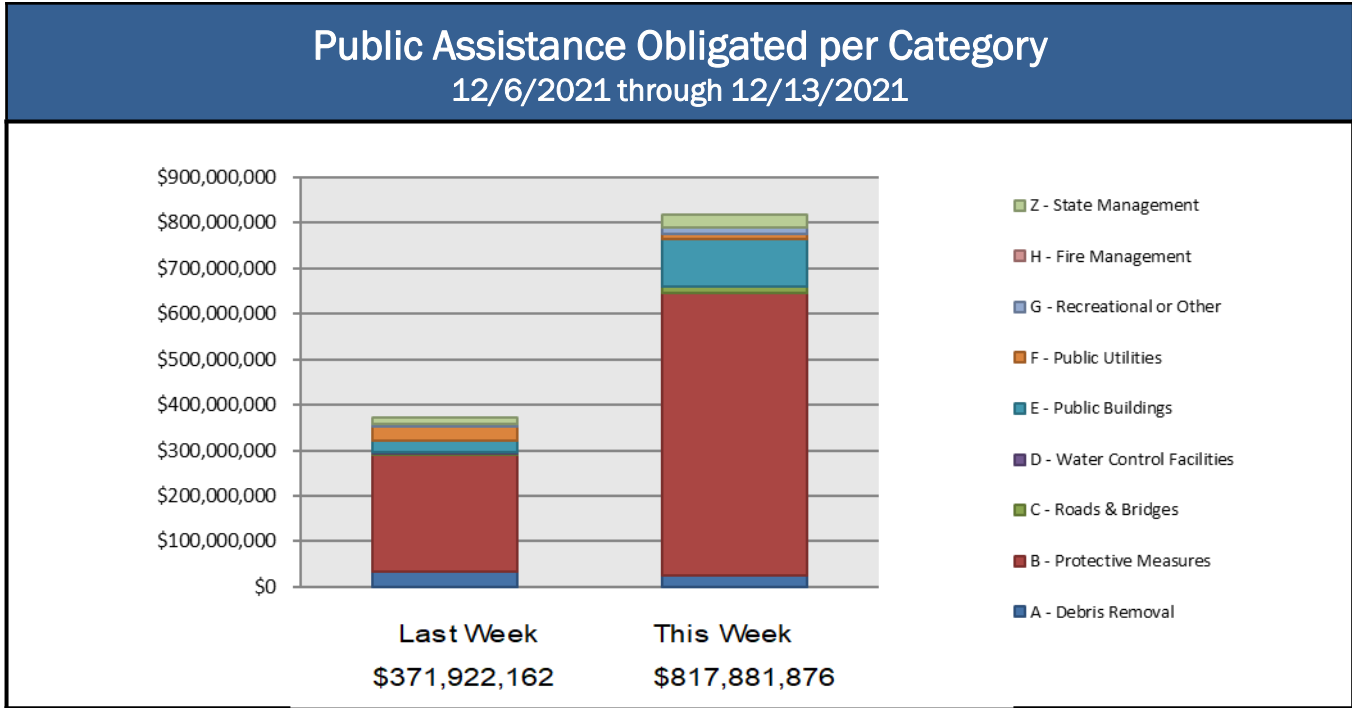
National Watch Center

FEMA Common Operating Picture



Public Assistance Grant Program

PA Project Worksheets Obligated in past week, as of 12/13/21 at 1500 EDT										
PA Category	Emergency Work		Permanent Work							Total
	A - Debris Removal	B - Protective Measures	C - Roads & Bridges	D - Water Control Facilities	E - Public Buildings	F - Public Utilities	G - Recreational or Other	H - Fire Management	Z - State Management	
Number Of PWs Obligated	69	297	70	3	105	39	26	0	92	701
Federal Share Obligated	\$25,323,932.46	\$619,177,816.98	\$14,736,923.18	\$661,208.85	\$105,370,875.37	\$10,919,294.31	\$13,131,820.23	\$0	\$28,560,004.98	\$817,881,876.36



COVID-19 Obligated
as of 12/13/2021

- Total Public Assistance Obligated: \$ 34,709,055,287

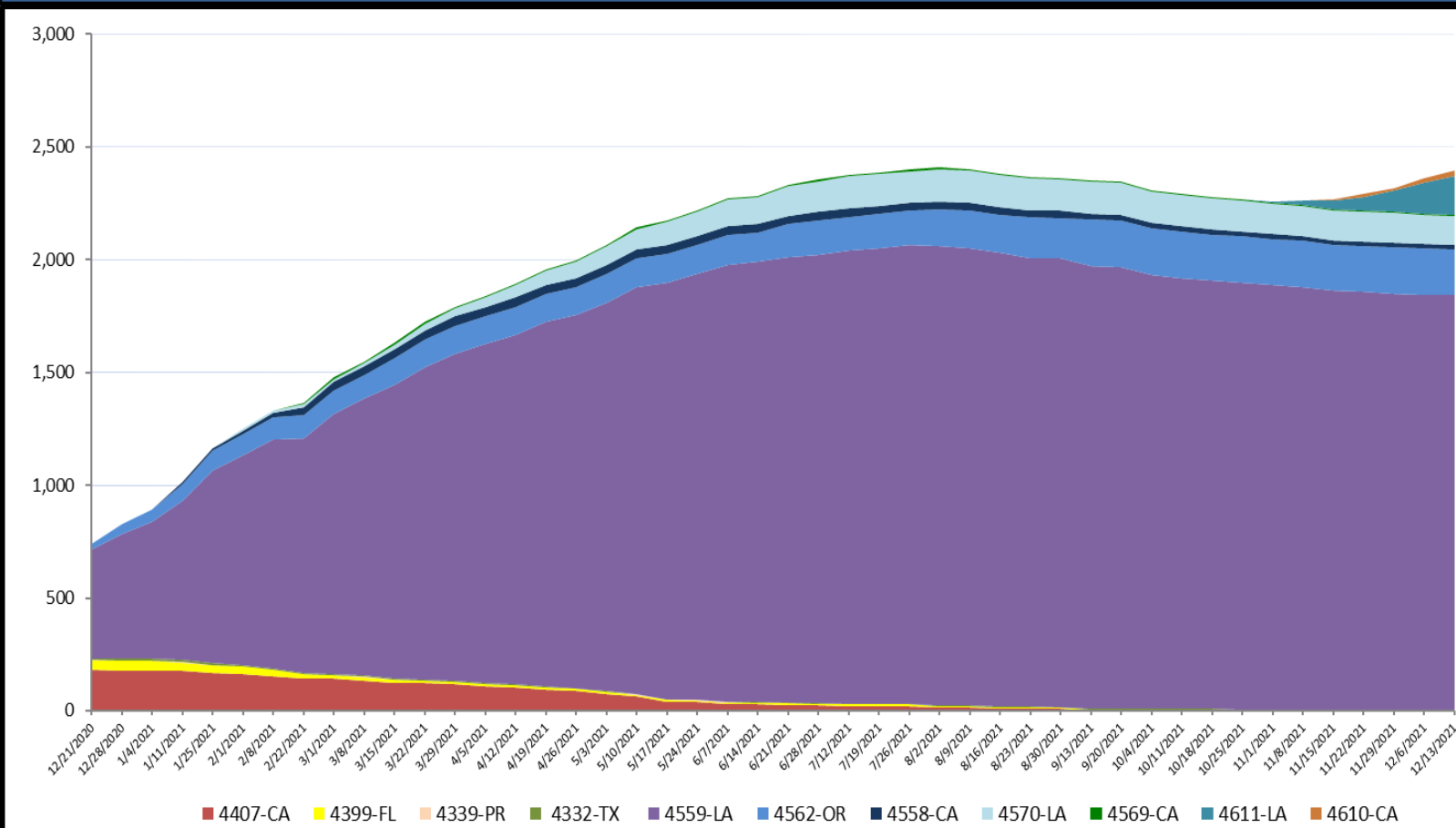
This Week's PA Highlights

- In 4480-NY
\$ 468 Million obligated for Category B- Protective Measures
- In 4559-LA
\$ 46 Million obligated for Category B- Protective Measures
- In 4482-CA
\$ 31 Million obligated for Category B- Protective Measures

Direct Housing

Total Households in FEMA Direct Housing per State

Past Year per Week, 12/14/2020 – 12/6/2021. There are currently **2,394** Households Occupying **2,444** Temporary Units.

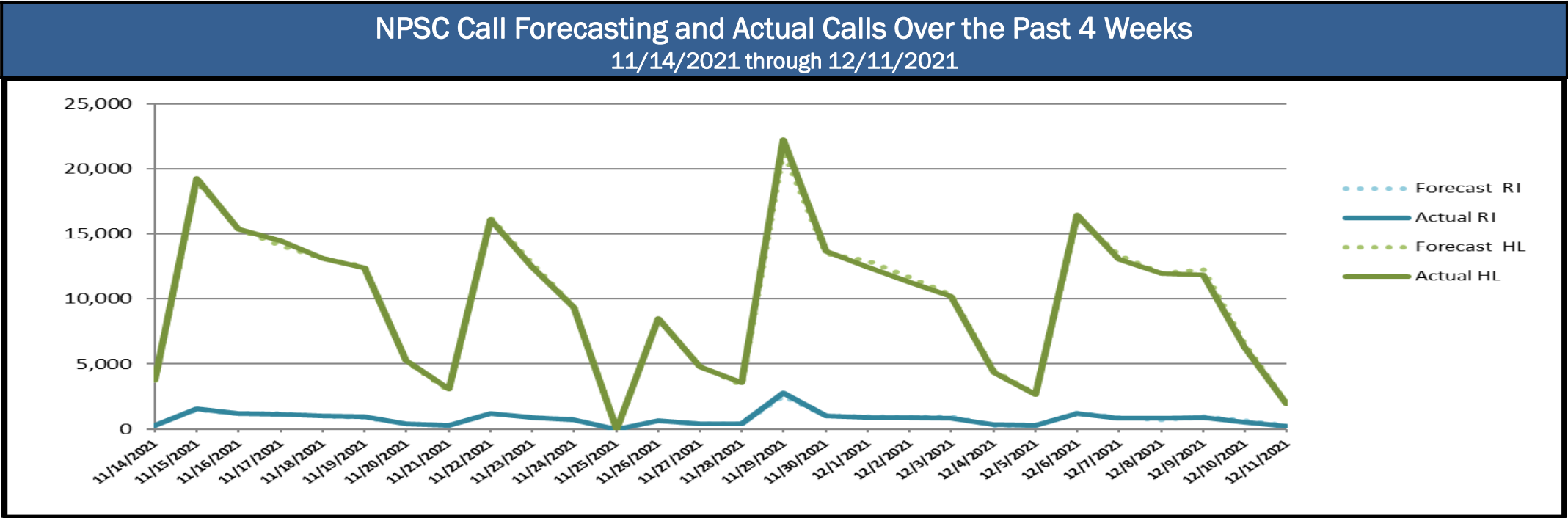


DR	IA Declaration Date	Program End Date	Current # of Households in Direct Housing (Weekly Change)
4611-LA	8/29/2021	2/28/2023	173 (+36)
4610-CA	8/24/2021	2/24/2023	21 (+3)
4570-LA	10/16/2020	4/16/2022	130 (-1)
4569-CA	10/16/2020	4/16/2022	4 (0)
4562-OR	9/15/2020	3/15/2022	204 (-1)
4559-LA	8/28/2020	2/28/2022	1838 (-2)
4558-CA	8/22/2020	2/22/2022	20 (-1)
4339-PR	9/20/2017	9/20/2019	1 (0)
4332-TX	8/25/2017	8/25/2019	3 (0)

States with Currently Occupied Units

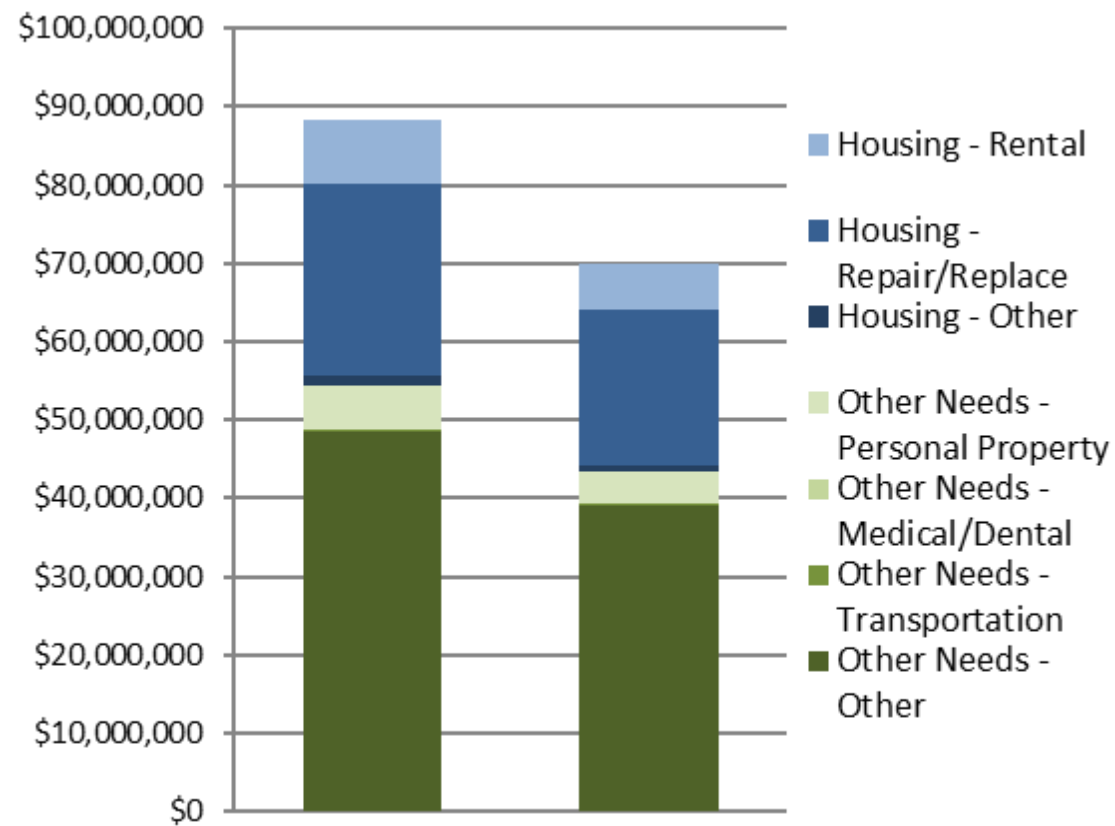
NPSC Call Activity

NPSC Call Activity in the Past Week		
12/05/2021 through 12/11/2021		
Call Type	Projected Calls	Actual Calls
Registration Intake:	4,902	4,739
Helpline:	64,968	64,189
Combined:	69,870	68,928



Individual Assistance Activity

IHP Approved per Category in the Past
2 Weeks – 12/6/2021 through 12/13/2021





FEMA

Helping people before, during, and after disasters.



Scan to subscribe to this briefing.