

FEMA National Watch Center

# Daily Operations Briefing

Tuesday, December 15, 2020

8:30 a.m. ET



**FEMA**

# National Current Ops / Monitoring

---

## New Significant Incidents/Ongoing Ops:

- COVID-19

## Hazard Monitoring:

- Freezing Rain Possible - NC
- Developing Winter Storms (Wed.) – Mid-Atlantic to Northeast

---

## Disaster Declaration Activity:

- None

## Event Monitoring:

- Nothing significant to report



**FEMA**

# Developing Winter Storms– Preparation

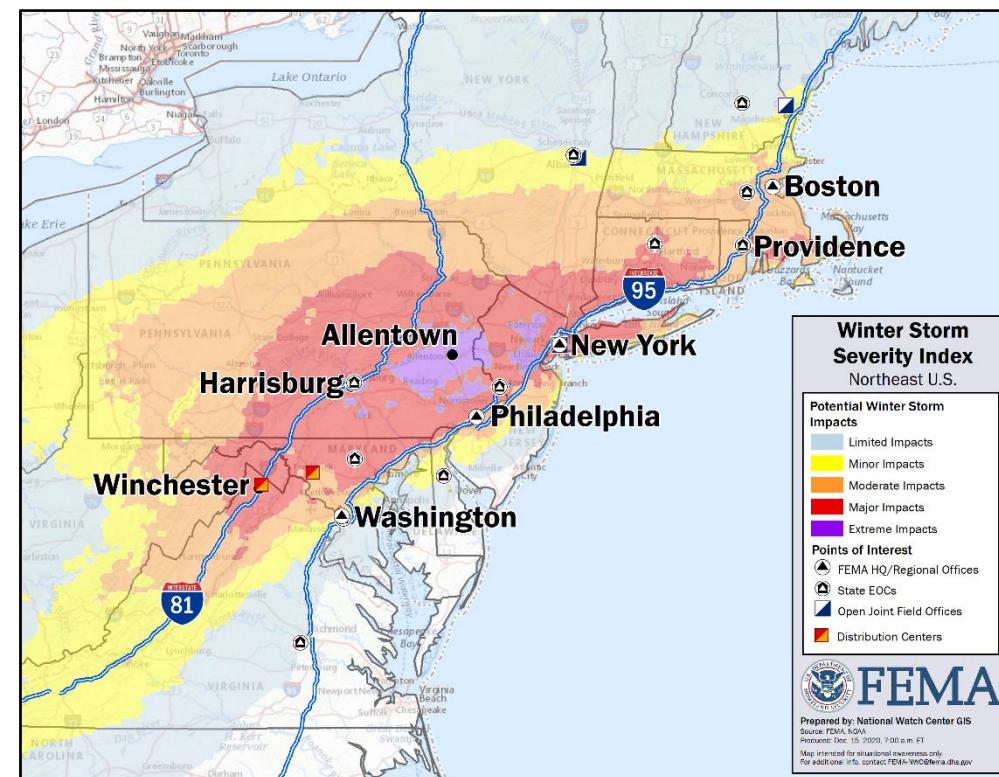
**Situation:** A major winter storm is forecast to impact portions of the Mid-Atlantic and New England beginning tomorrow. Power outages and travel disruptions will be possible across much of the Mid-Atlantic, southeastern New York, and southern New England.

## State/Local Preparations:

- Region I
  - CT, ME, and NH EOCs are at Full Activation (COVID-19)
  - MA, RI, and VT EOCs are at Partial Activation (COVID-19)
- Region II: NY and NJ EOCs are at Partial Activation (COVID-19)
- Region III:
  - PA EOC is at Full Activation (COVID-19)
  - DC, DE, and VA EOC are at Partial Activation (COVID-19)
  - MD and WV EOCs are Monitoring (COVID-19)
- Region IV: NC and SC are at Partial Activation (COVID-19)

## FEMA Response:

- NRCC at Level III (COVID-19); NWC is monitoring
- FEMA RI RRCC at Level II (COVID-19); Maynard MOC is monitoring
- FEMA RII and RIII RRCCs at Level III (COVID-19); RWCs are monitoring
- FEMA RIV RWC is monitoring



## Population Size Potential Impact Areas:

- Extreme Impacts: 3.5 million
- Major Impacts: 30 million
- Moderate Impacts: 48.3 million

<b>Moderate Impacts</b> Often threatening to life and property, some damage unavoidable. Typically results in disruptions to daily life.
<b>Major Impacts</b> Extensive property damage likely, life saving actions needed. Will likely result in major disruptions to daily life.
<b>Extreme Impacts</b> Extensive and widespread severe property damage, life saving actions will be needed. Results in extreme disruptions to daily life.

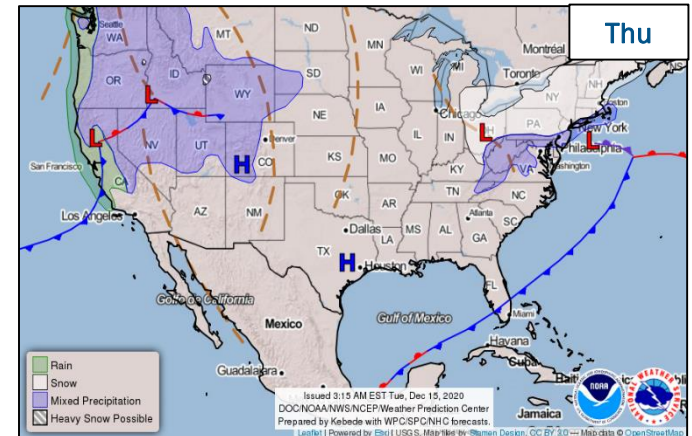
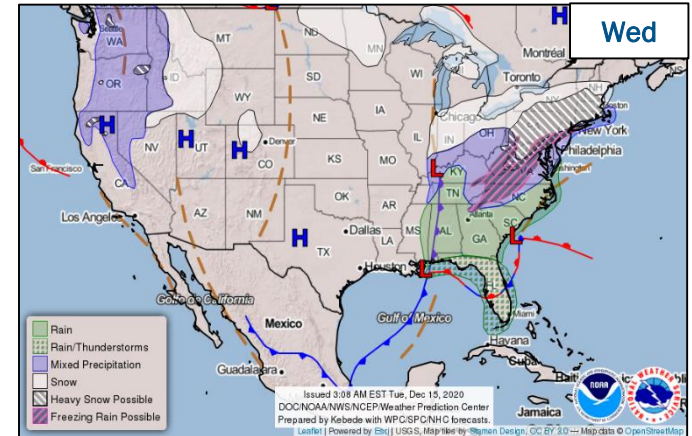
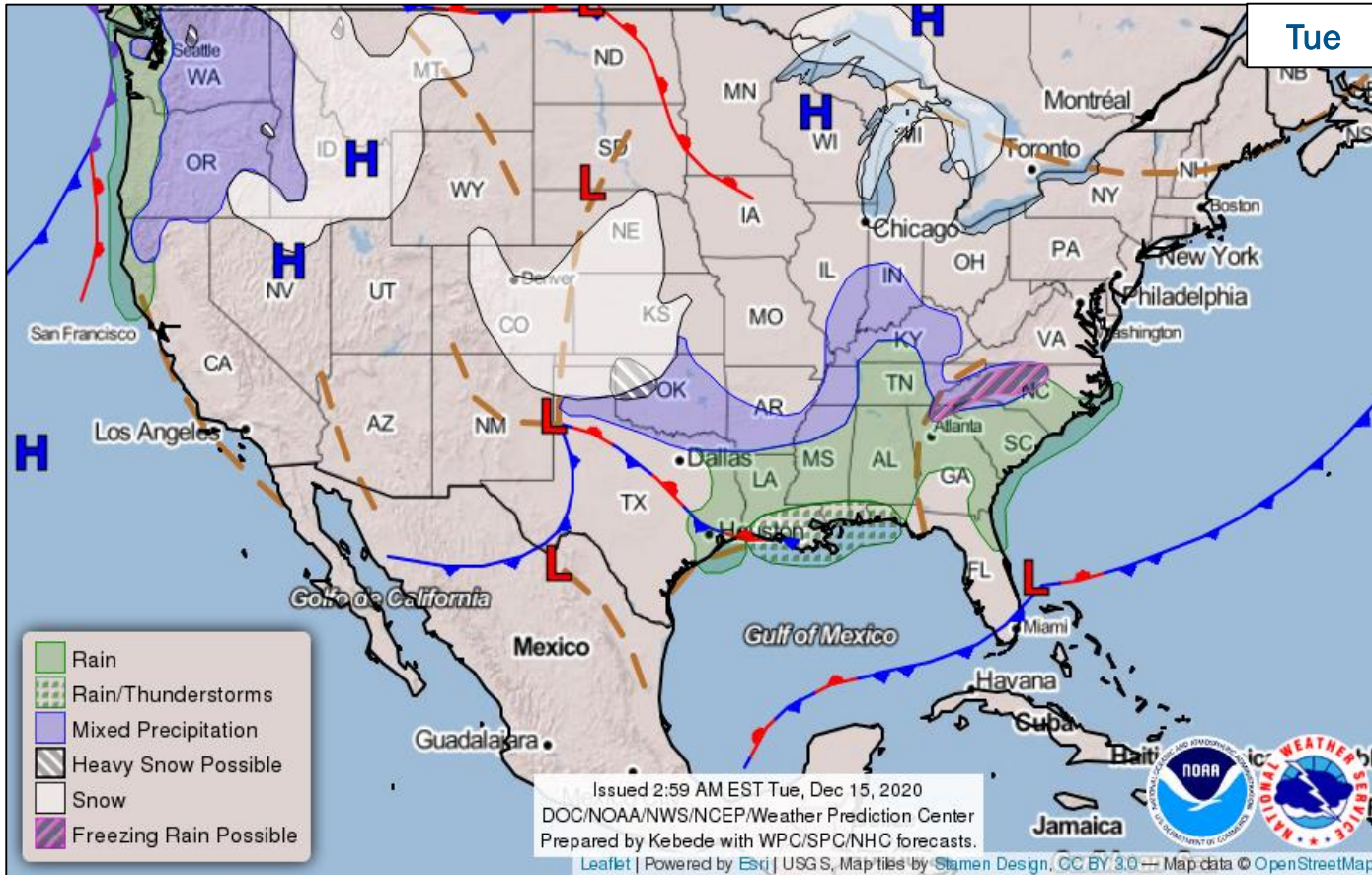
Source: NOAA



**FEMA**

National Watch Center

# National Weather Forecast

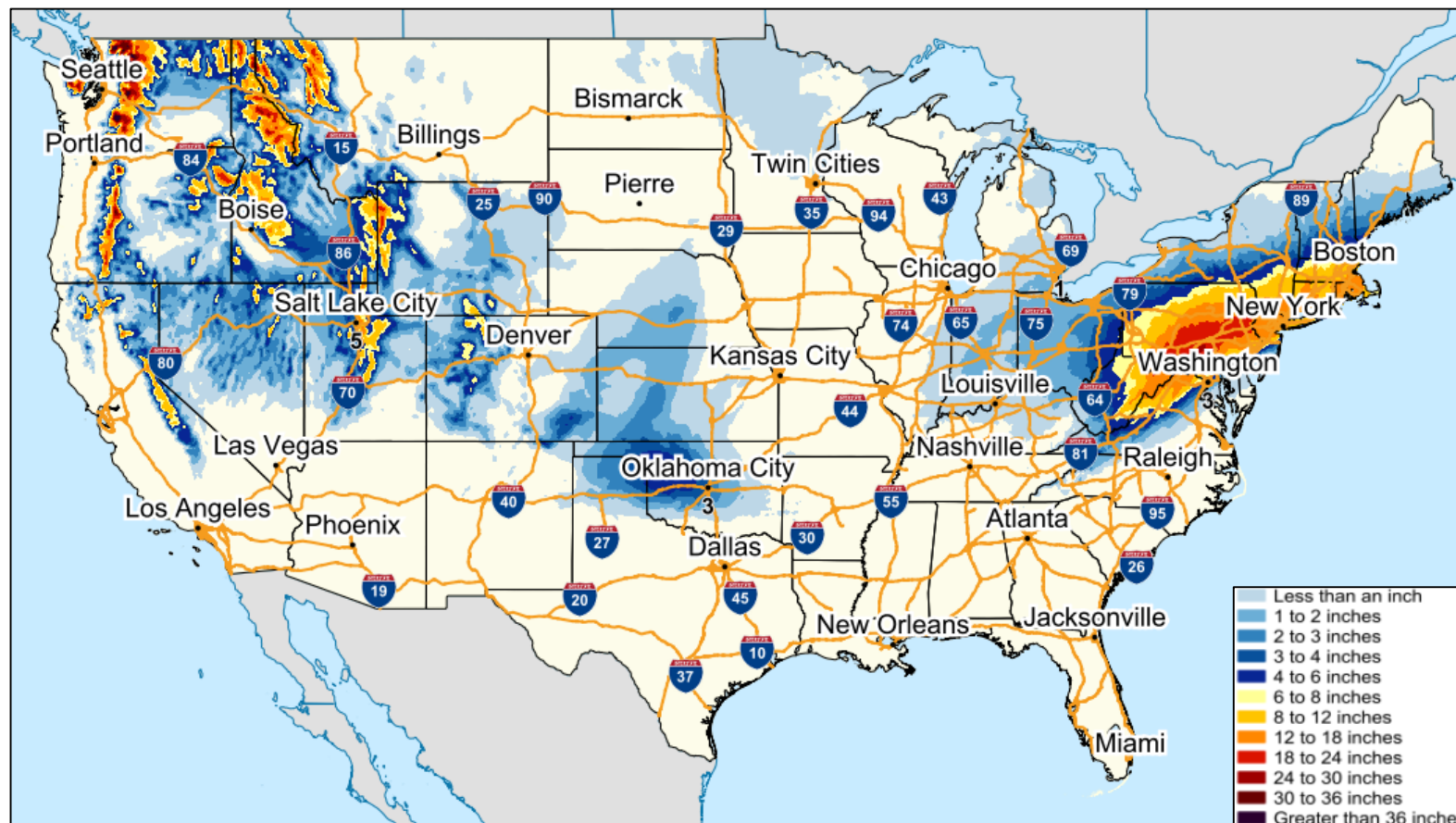


FEMA

National Watch Center

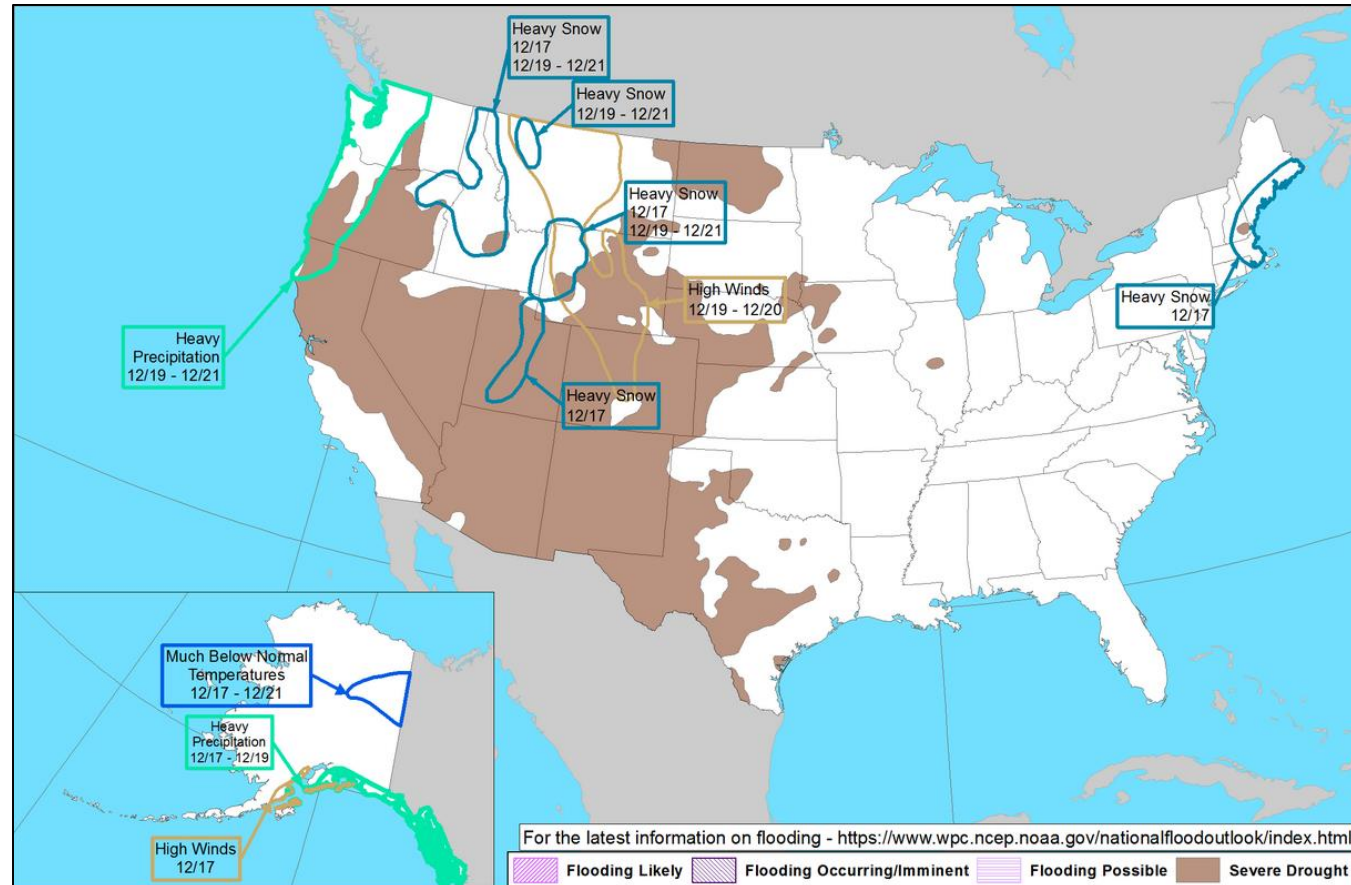


# Forecast Snowfall



FEMA

# Hazards Outlook – Dec 17-21



FEMA

# Joint Preliminary Damage Assessments

Region	State / Location	Event	IA	Number of Counties		Start - End
			PA	Requested	Complete	
IV	NC	Tropical Cyclone Eta Nov 12-19	IA	0	0	N/A
			PA	15	0	12/9 - TBD
VI	OK	Ice Storm Oct 25 and continuing	IA	0	0	N/A
			PA	39	27	11/4 - TBD
VIII	CO	Wildfires Aug 11 and continuing	IA	3	3	11/2 - 11/20
			PA	4	0	11/9 - TBD



**FEMA**

# Declaration Requests in Process – 11

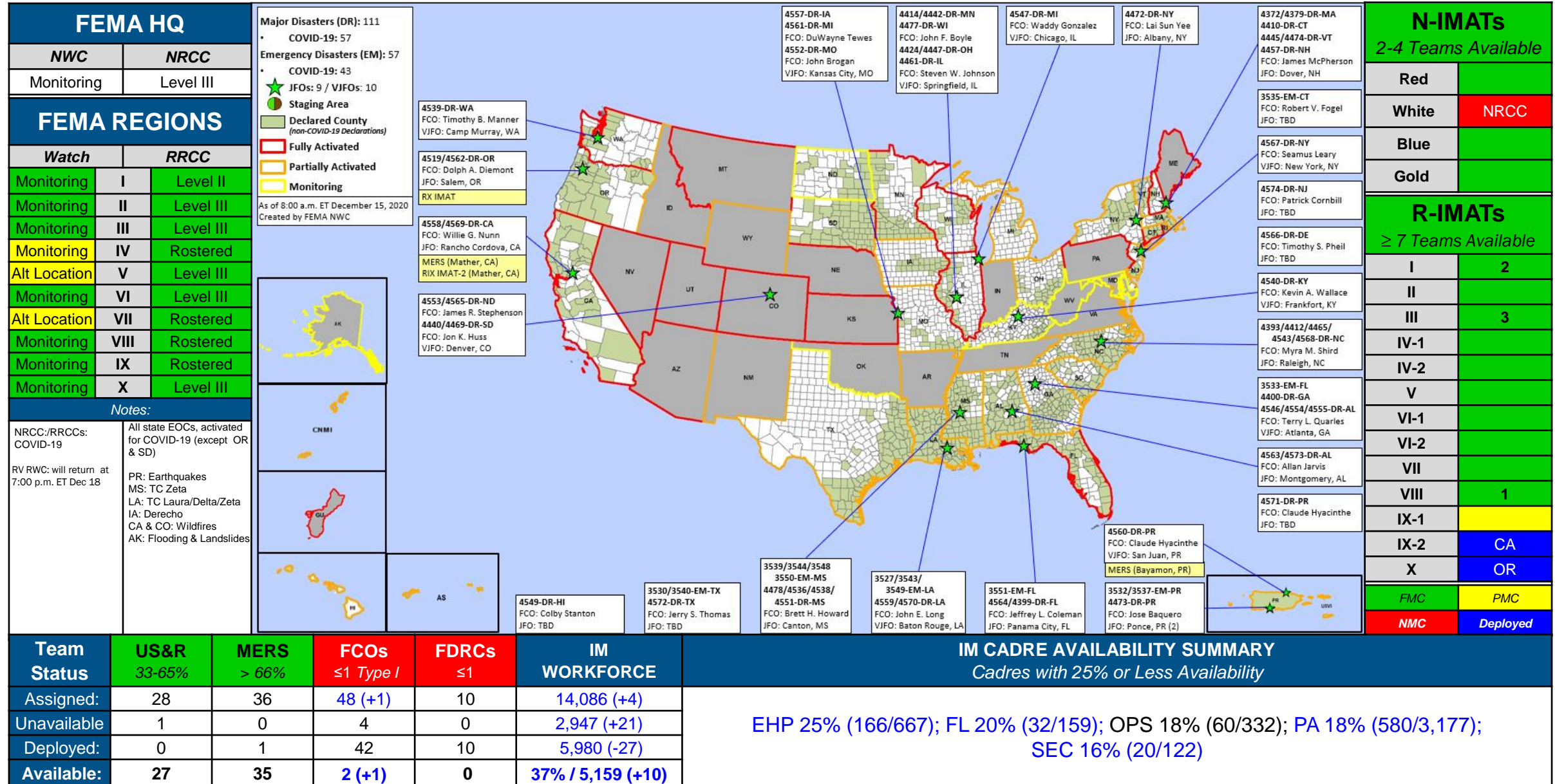
State / Tribe / Territory – Incident Description	Type	IA	PA	HM	Requested
Poarch Band of Creek Indians – COVID-19 Pandemic	DR	X	X		5/15
WA – Wildfires and Straight-Line Winds	DR	X	X	X	9/16
CT – Tropical Storm Isaias	DR		X	X	9/30
TX – Hurricane Hanna	DR		X	X	9/30
UT – Severe Storm and Straight-line Winds	DR		X	X	10/7
MD – Tropical Storm Isaias (Appeal)	DR		X	X	11/12
OK – Severe Winter Storm and Straight-line Winds	DR		X	X	11/13
LA – Hurricane Zeta	DR	X	X	X	11/24
MS – Hurricane Zeta	DR	X	X	X	11/24
GA – Hurricane Zeta	DR		X	X	11/18
Navajo Nation – COVID-19 Pandemic	DR	X	X	X	12/3



**FEMA**



# FEMA Common Operating Picture



N-IMATs	
2-4 Teams Available	
Red	
White	NRCC
Blue	
Gold	
R-IMATs	
≥ 7 Teams Available	
I	2
II	
III	3
IV-1	
IV-2	
V	
VI-1	
VI-2	
VII	
VIII	1
IX-1	
IX-2	CA
X	OR
FMC	PMC
NMC	Deployed

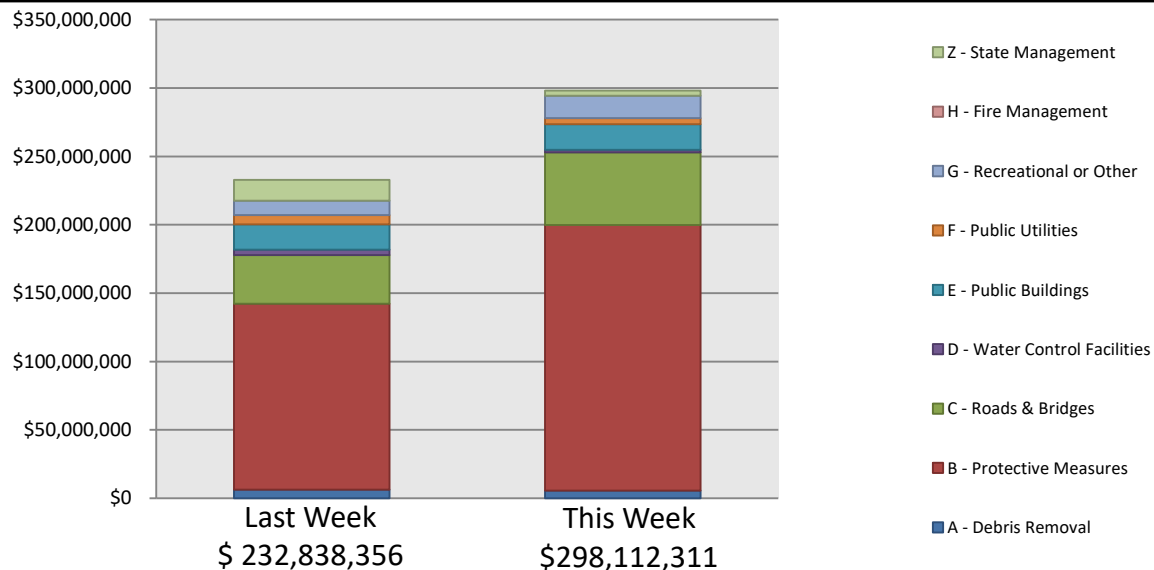
# Public Assistance Grant Program

## PA Project Worksheets Obligated

in past week, as of 12/14/2020 at 1500 ET

PA Category	Emergency Work		Permanent Work					H - Fire Management	Z - State Management	Total
	A - Debris Removal	B - Protective Measures	C - Roads & Bridges	D - Water Control Facilities	E - Public Buildings	F - Public Utilities	G - Recreational or Other			
Number Of PWs Obligated	24	150	166	3	49	28	30	0	70	520
Federal Share Obligated	\$5,678,709	\$194,079,600	\$53,210,427	\$1,770,311	\$18,687,205	\$4,458,201	\$16,543,202	\$0	\$3,684,654.72	\$298,112,311.42

## Public Assistance Obligated per Category 11/30/2020 through 12/14/2020



## COVID-19

for 2020 as of 12/14/20

- Total Public Assistance Obligated: \$7,127,572,519.00

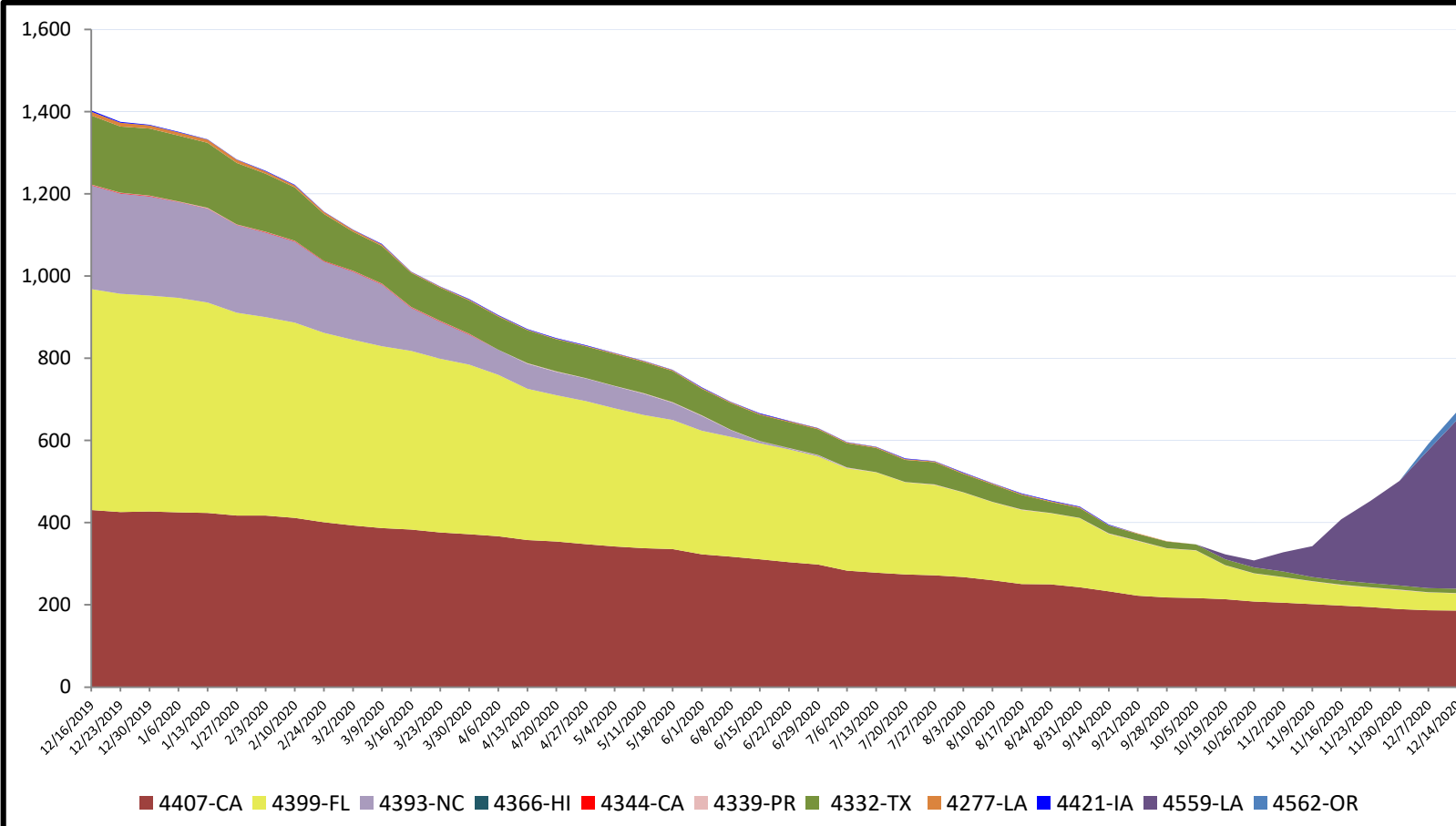
## This weeks PA Highlights

- In 4512-VA
  - \$51 Million obligated for Category B – Protective Measures
- In 4496-MA
  - \$37 Million obligated for Category B – Protective Measures
- In 4488-NJ
  - \$32 Million obligated for Category B – Protective Measures

# Direct Housing

## Total Households in FEMA Direct Housing per State

Past Year per Week, 12/16/2019 – 12/14/2020. There are currently **672** Households Occupying **672** Temporary Units.



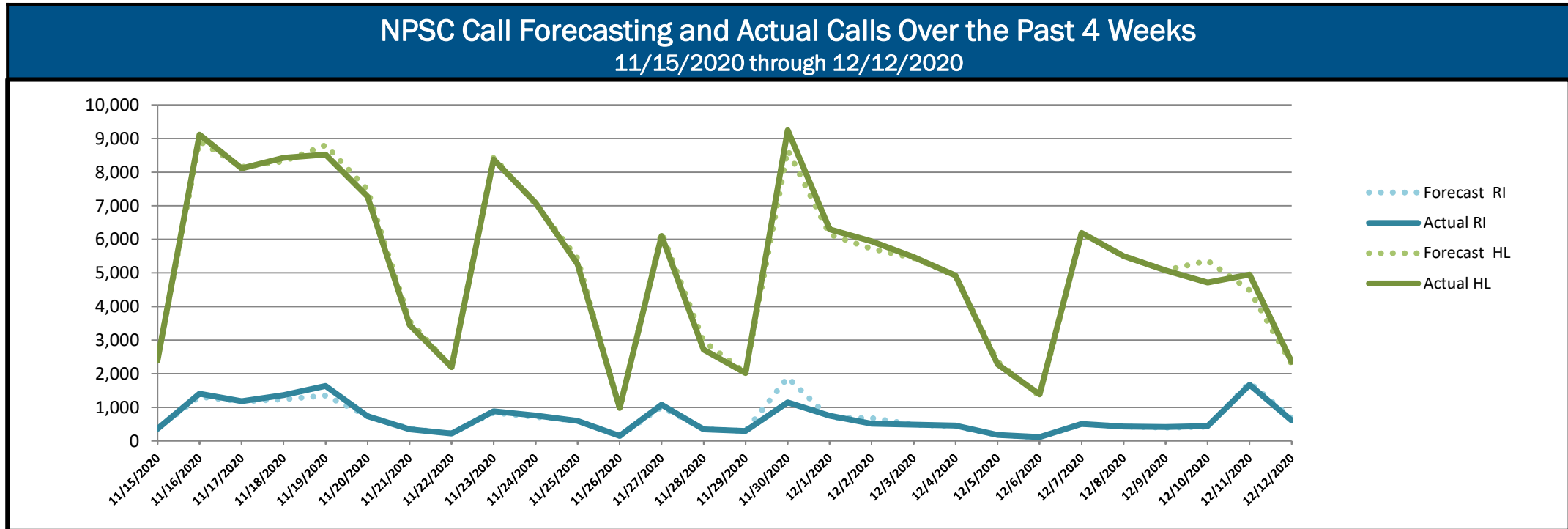
DR	IA Declaration Date	Program End Date	Current # of Households in Direct Housing (Weekly Change)
4562-OR	9/15/2020	3/15/2022	21 (+6)
4559-LA	8/28/2020	2/28/2022	412 (+76)
4407-CA	11/12/2018	5/12/2020	186 (-1)
4399-FL	10/11/2018	4/11/2020	42 (-1)
4339-PR	9/20/2017	9/20/2019	1 (0)
4332-TX	8/25/2017	8/25/2019	10 (0)



States with Currently Occupied Units

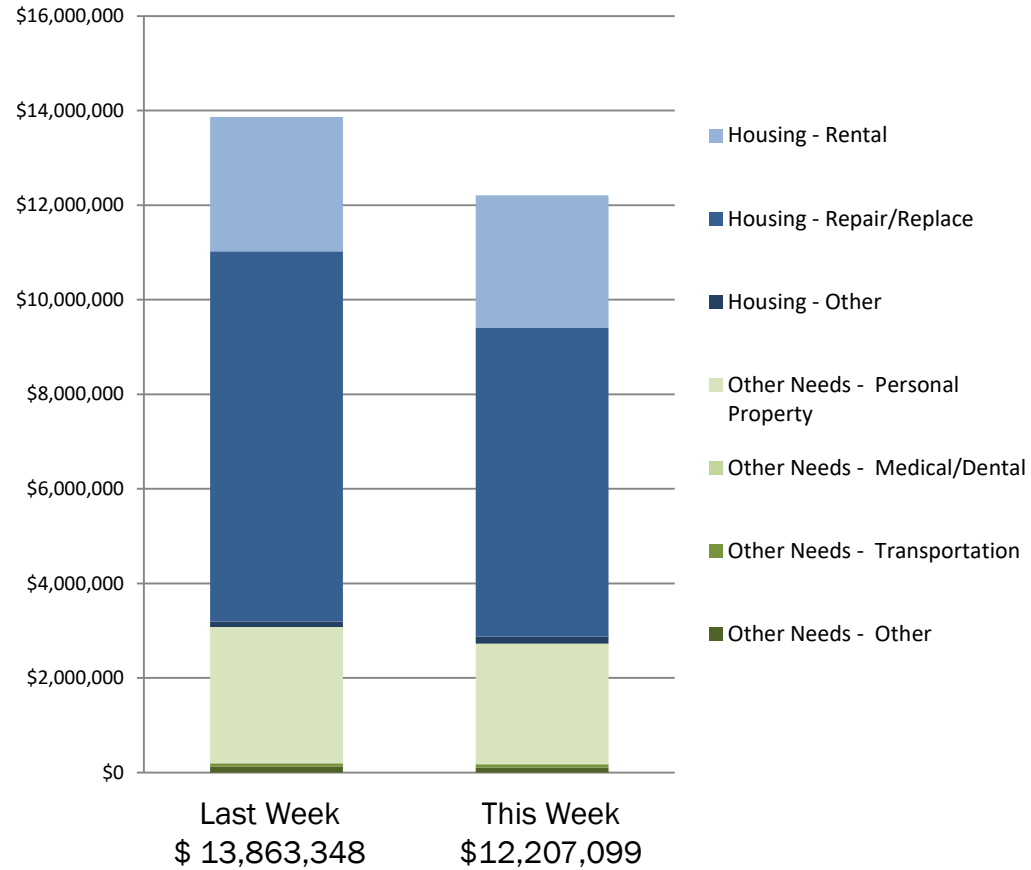
# NPSC Call Activity

NPSC Call Activity in the Past Week 12/06/2020 through 12/12/2020		
Call Type	Projected Calls	Actual Calls
Registration Intake:	4,268	4,188
Helpline:	30,208	30,176
Combined:	<b>34,476</b>	<b>34,364</b>



# Individual Assistance Activity

IHP Approved per Category in the Past  
2 Weeks - 11/30/2020 through 12/14/2020







# FEMA

Helping people before, during, and after disasters.

*[Click here to subscribe to this briefing](#)*