

FEMA National Watch Center

# Daily Operations Briefing

Monday, December 20, 2021

8:30 a.m. ET



**FEMA**

# National Current Ops / Monitoring

---

## New Significant Incidents / Ongoing Ops

- None

## Hazard Monitoring

- Excessive/Heavy Rain: Florida coast

## Disaster Declaration Activity

- None

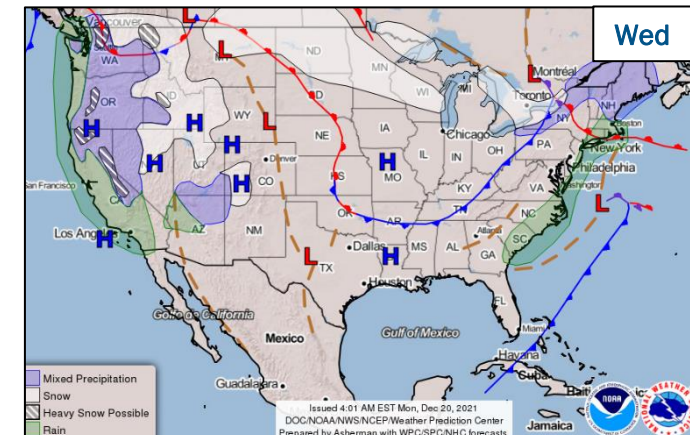
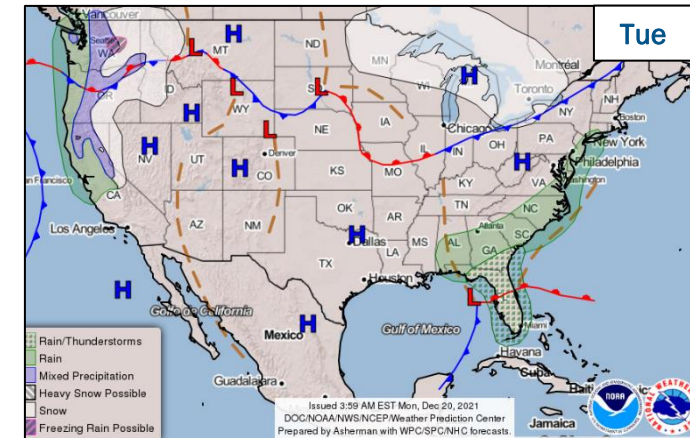
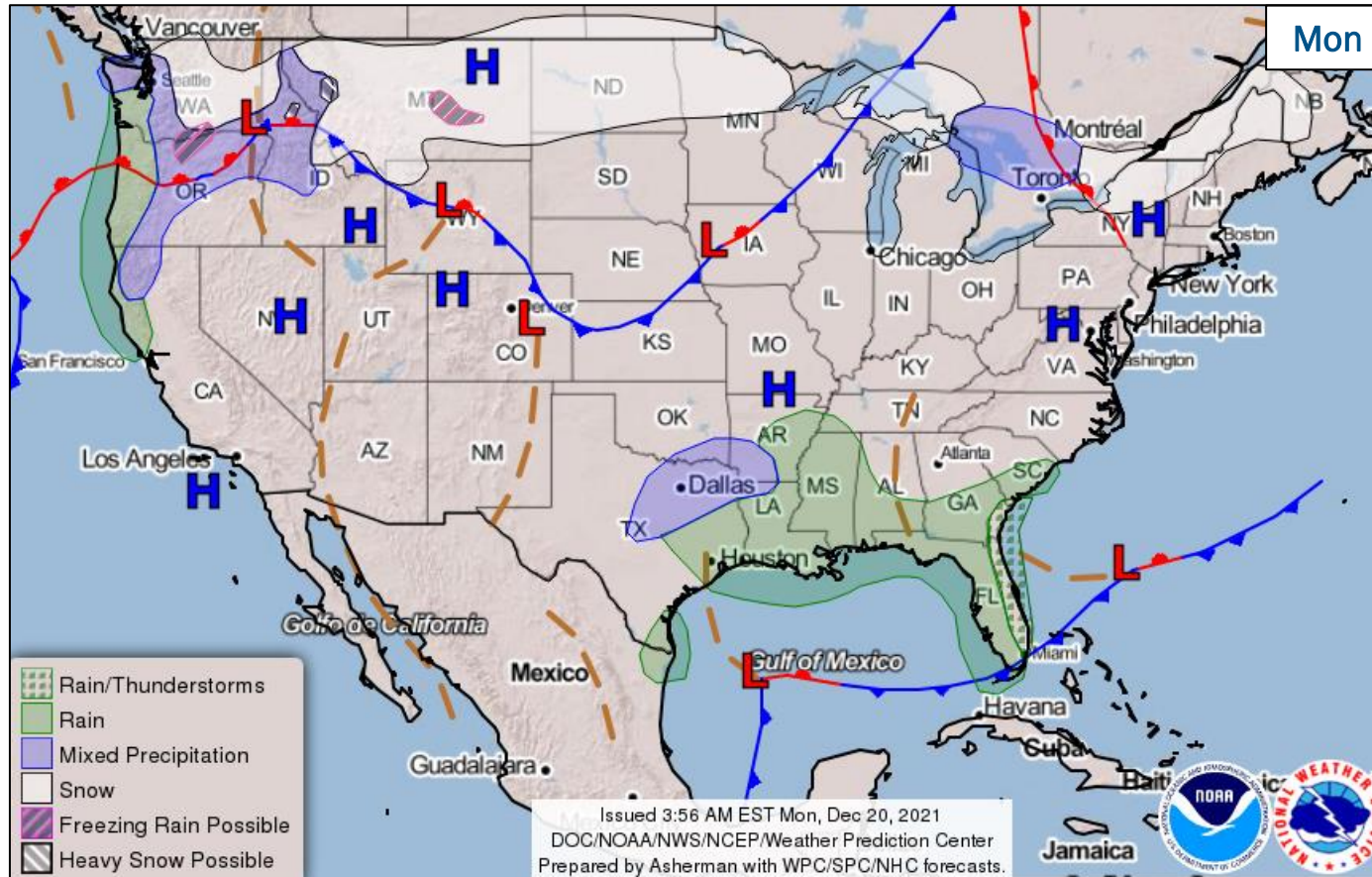
## Event Monitoring

- State of the Union
- Tournament of Parade & Rose Bowl Game
- New Years Eve Celebrations



**FEMA**

# National Weather Forecast

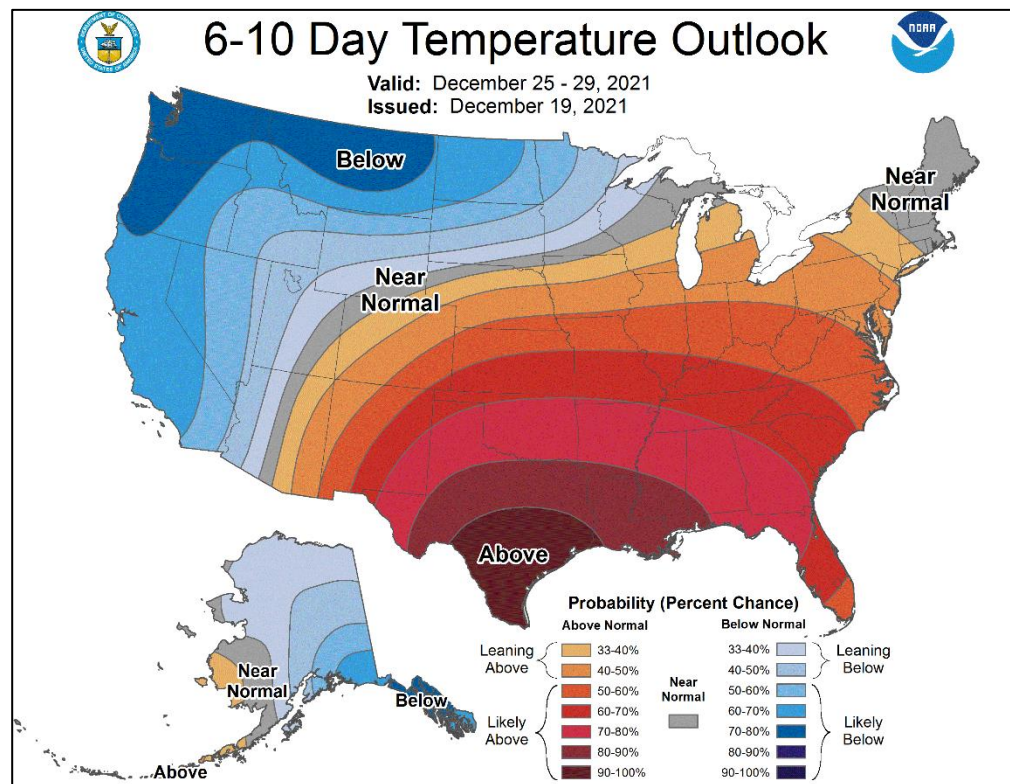


FEMA

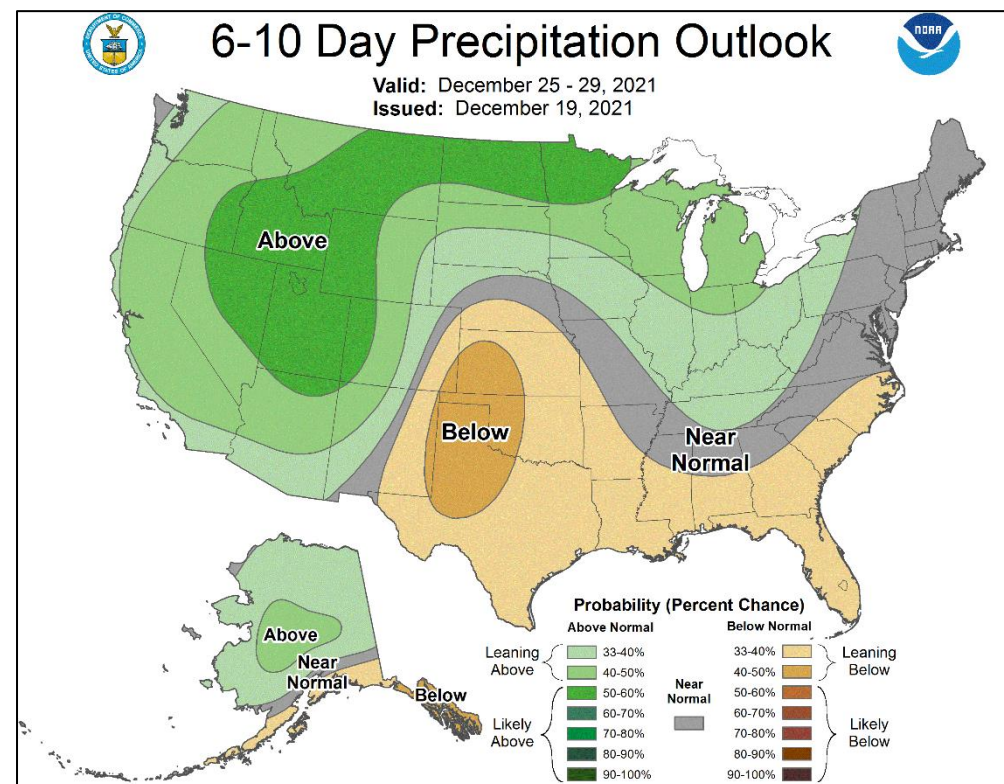
National Watch Center



# Long Range Outlooks – Dec 25-29



6-10 Day Temperature Probability



6-10 Day Precipitation Probability



FEMA

National Watch Center

# Joint Preliminary Damage Assessments

Region	State / Location	Incident	IA	Number of Counties		Start – End
			PA	Requested	Complete	
I	ME	Coastal Storm Oct 30-31	IA	0	0	N/A
			PA	4	1	11/8 – TBD
III	DE	Tropical Depression Ida Sep 1	IA	1	0	12/7 – TBD
			PA	0	0	N/A
IV	TN	Severe Storms, Straight Line Winds, and Tornadoes Dec 11	IA	18	0	12/21 – TBD
			PA	0	0	N/A
VII	MO	Severe Storms Dec 10	IA	0	0	N/A
			PA	3	1 (+1)	12/18 – TBD
IX	HI	Severe Weather, Flooding, and Landslides Dec 5-8	IA	1	0	12/21 – TBD
			PA	3	0	12/19 – TBD
X	WA	Flooding Nov 2-19	IA	6 (+3)	6 (+3)	12/1 – 12/15
			PA	12	0	12/14 – TBD
	AK	Severe Storm Oct 28-31	IA	0	0	N/A
			PA	2 (+1)	0	12/16 – TBD



FEMA

# Declaration Requests in Process – 2

State / Tribe / Territory – Incident Description	Type	IA	PA	HM	Requested
CTCR* – Drought, Fire, and Straight-Line Winds	DR		X	X	Nov 15
AL – Flooding	DR	X		X	Nov 19

*\* Confederated Tribes of the Colville Reservation*



**FEMA**

National Watch Center

# FEMA Common Operating Picture

**FEMA HQ**

NWC	NRCC
Monitoring	Level III

**FEMA REGIONS**

Watch	RRCC
Monitoring	I Level III
Monitoring	II Rostered
Monitoring	III Rostered
Monitoring	IV Rostered
Monitoring Alt Loc	V Level III
Monitoring	VI Rostered
Alt Location	VII Rostered
Monitoring	VIII Rostered
Monitoring	IX Rostered
Monitoring	X Level III

**Notes:**

- NRCC & RCCs: (COVID-19)
- RV RWC: Day shift, Monitoring/Night shift, remote operations
- RVII RWC: COVID-19 Protocols
- STATE EOCs:
  - NJ & NY: Remnants of Ida
  - PR: Earthquakes
  - KY & TN: Severe Weather
  - IL: Warehouse Collapse
  - KS & MO: Severe Storms PDAs
  - WA: Storm Recovery

**Major Disasters (DR): 62**

**Emergency Disasters (EM): 16**

**JFOs: 15 / VJFOs: 10**

**Staging Area**

**Declared County (non-COVID-19 Declarations)**

**Fully Activated**

**Partially Activated**

**Monitoring**

As of 8:00 a.m. ET December 20, 2021  
Created by FEMA NWC

**IM CADRE AVAILABILITY SUMMARY**  
*Cadres with 25% or Less Availability*

Team Status	US&R ≤66%	MERS >66%	FCOs < Type I	IM WORKFORCE
Assigned:	28	36	58	14,412
Unavailable:	8	0	0	4,207 (-59)
Deployed:	0	3	45 (27 FCOR)	5,929 (-3)
Available:	20	33	13	30% / 4,276 (-56)

**Civil Rights: 10% (11/115); Disability Integration: 25% (16/64); External Affairs: 19% (100/528); Field Leadership: 20% (31/153); Hazard Mitigation: 21% (295/1,376); Human Resources: 14% (26/192); Logistics: 22% (312/1,427); Operations: 22% (83/379); Public Assistance: 21% (570/2,663); Planning: 14% (63/455)**





# FEMA

Helping people before, during, and after disasters.



*Scan to subscribe to this briefing.*