

FEMA National Watch Center

# Daily Operations Briefing

Tuesday, December 22, 2020

8:30 a.m. ET



**FEMA**

# National Current Ops / Monitoring

---

## New Significant Incidents/Ongoing Ops:

- COVID-19

## Hazard Monitoring:

- Winter Weather – Northern/Central Plains, Great Lakes, Ohio Valley, and Central Appalachians

## Disaster Declaration Activity:

- Approval: FEMA-4575-DR-OK

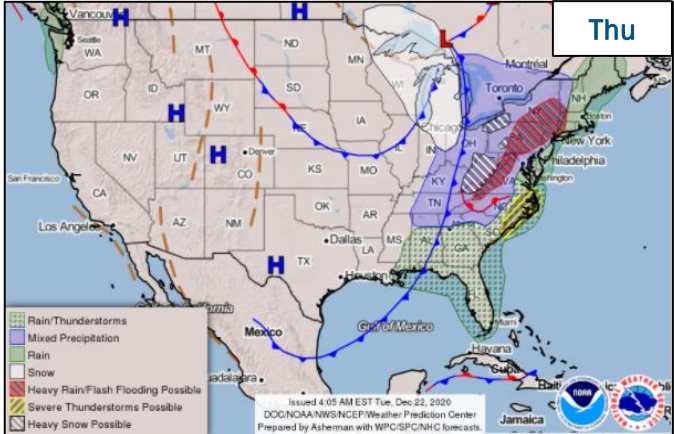
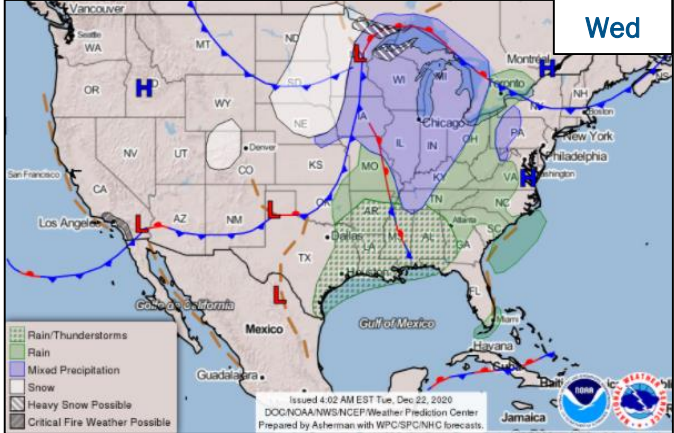
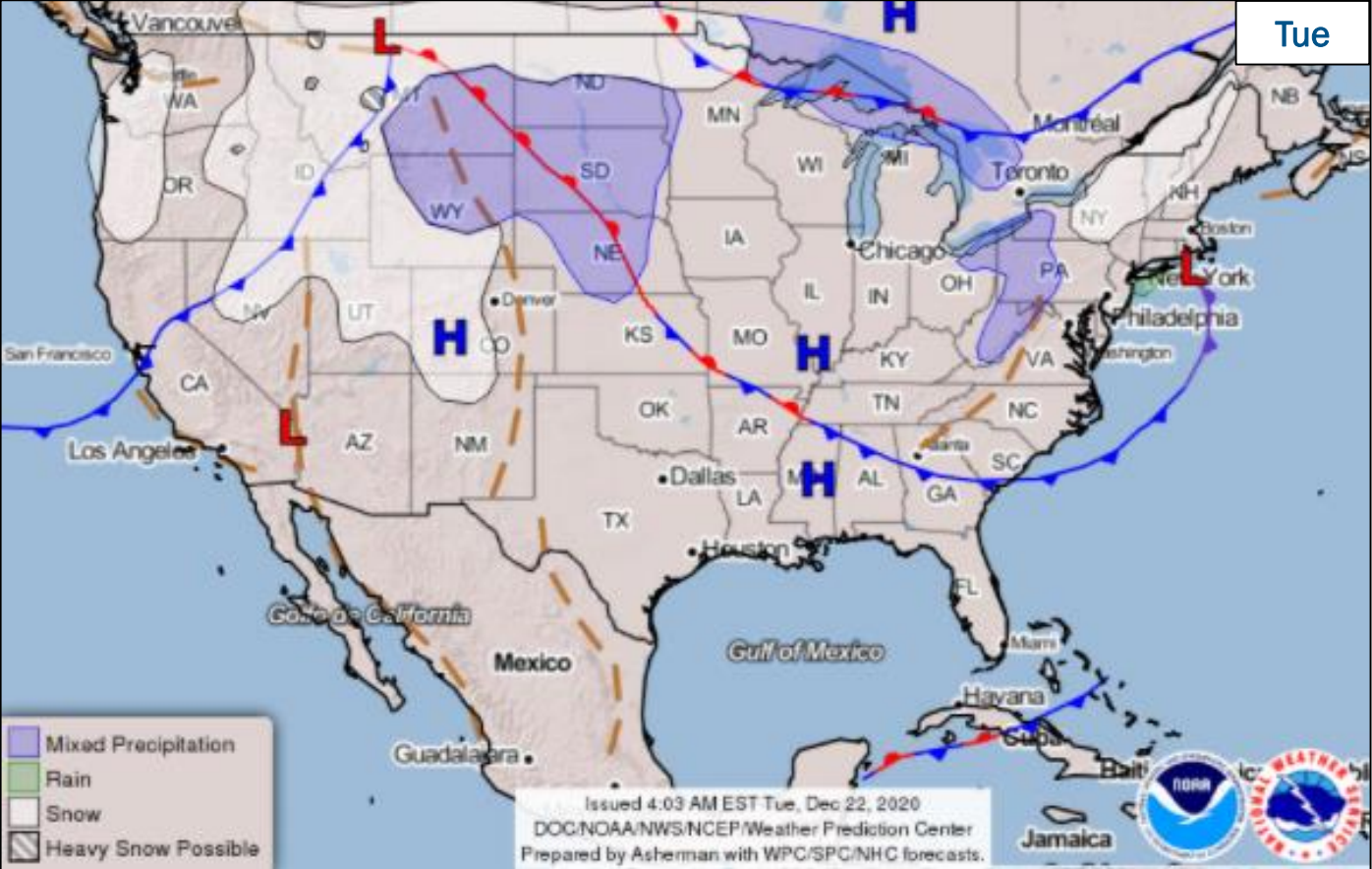
## Event Monitoring:

- Nothing significant to report



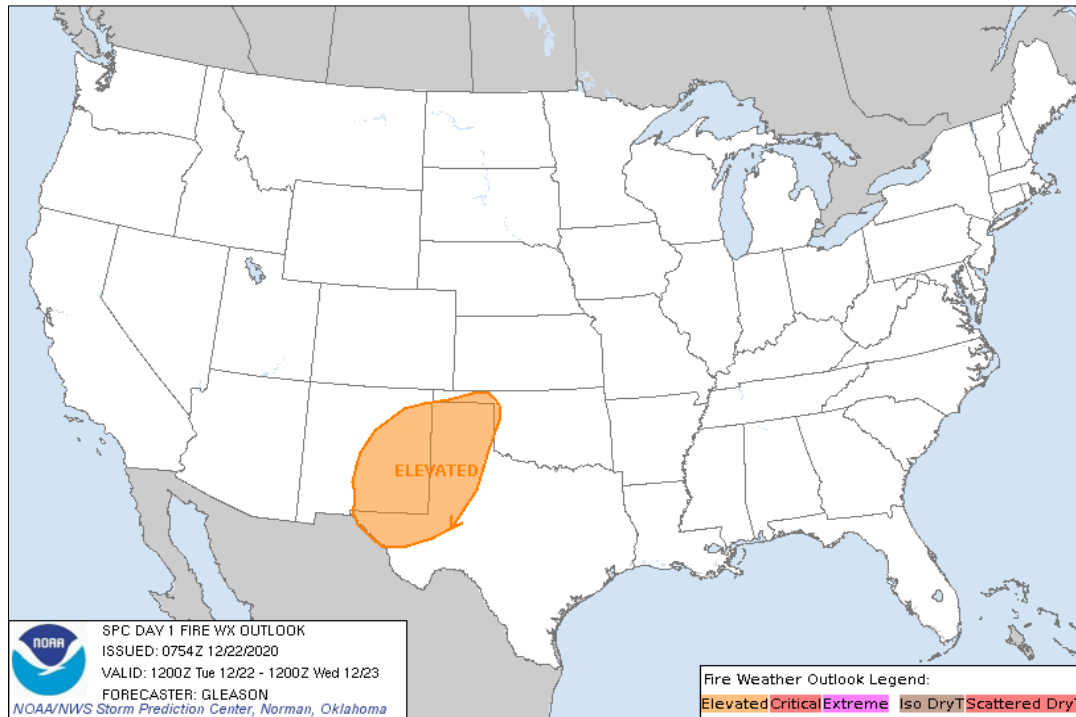
**FEMA**

# National Weather Forecast

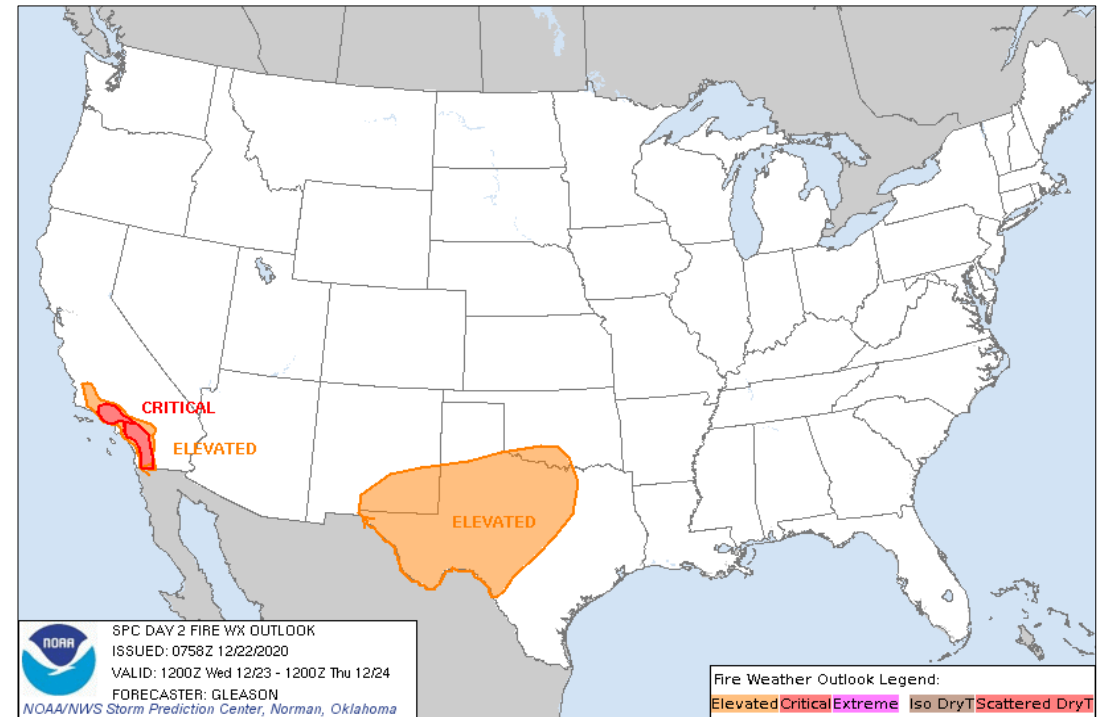


FEMA

# Fire Weather Outlook



Today



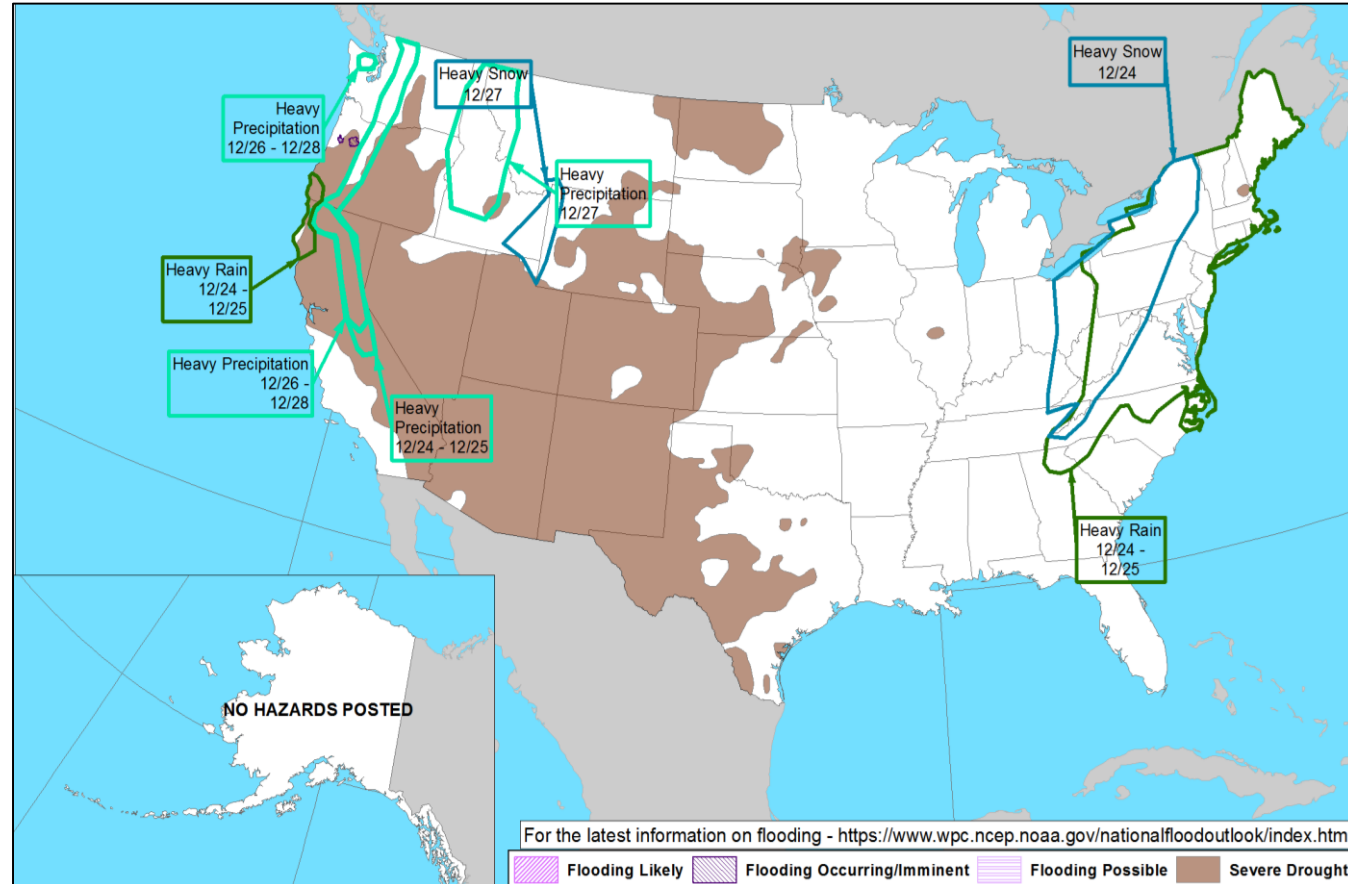
Tomorrow



FEMA

National Watch Center

# Hazards Outlook – Dec 24-28

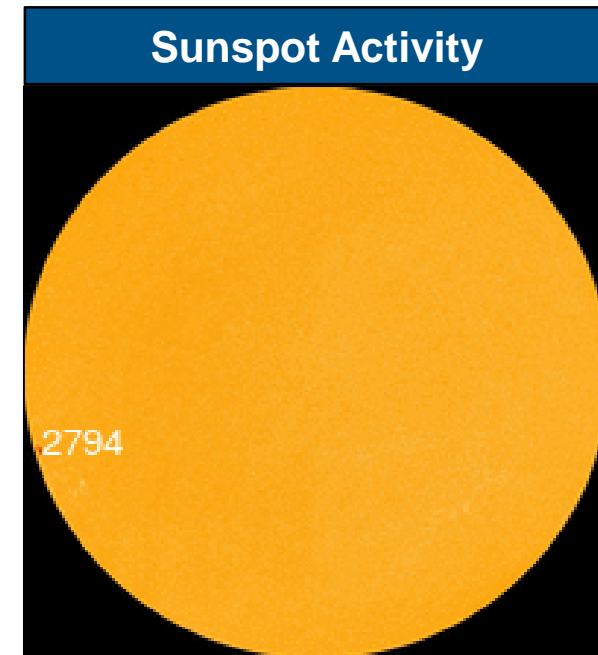



FEMA

# Space Weather Outlook

	Space Weather Activity	Geomagnetic Storms	Solar Radiation	Radio Blackouts
Past 24 Hours	None	None	None	None
Next 24 Hours	None	None	None	None

For further information on NOAA Space Weather Scales refer to: <http://www.swpc.noaa.gov/noaa-scales-explanation>  
 For further information on Sunspot Activity refer to: <https://www.swpc.noaa.gov/phenomena/sunspotsolar-cycle>



FEMA

# Joint Preliminary Damage Assessments

Region	State / Location	Event	IA	Number of Counties		Start - End
			PA	Requested	Complete	
IV	NC	Tropical Cyclone Eta Nov 12-19	IA	0	0	N/A
			PA	15	0	12/9 - TBD



**FEMA**

# Declaration Approval – Oklahoma

**Declaration Type:** Major Disaster Declaration FEMA-4575-DR-OK

**Date Requested:** Nov 13, 2020

**Date Approved:** Dec 21, 2020

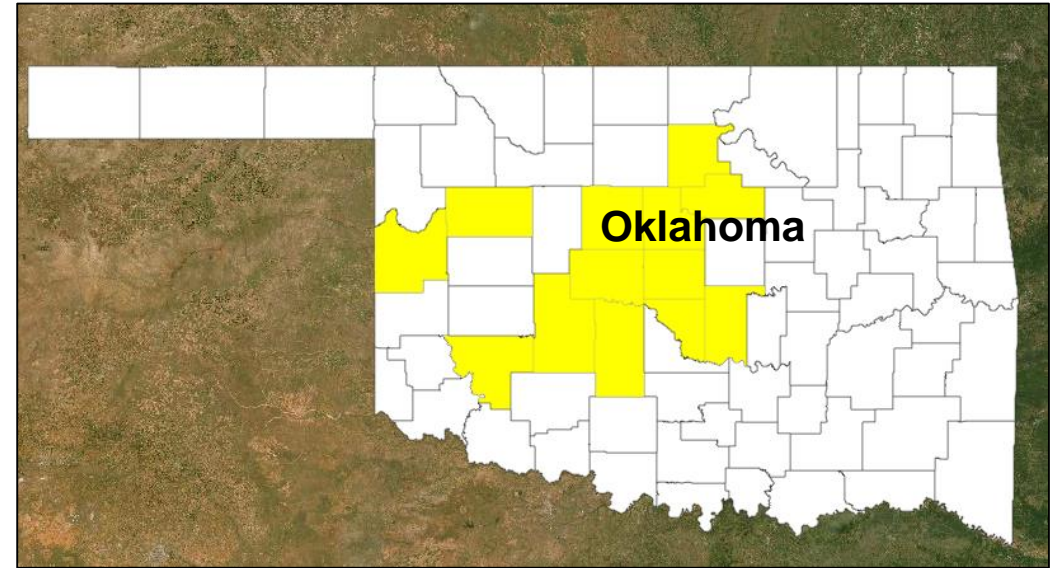
**Incident:** Severe Winter Storm

**Incident Period:** Oct 26-29, 2020

**Provides:**

- **PA only:** 13 counties
- **Hazard Mitigation:** Statewide

**FCO:** Traci L. Brasher



■ PA



**FEMA**



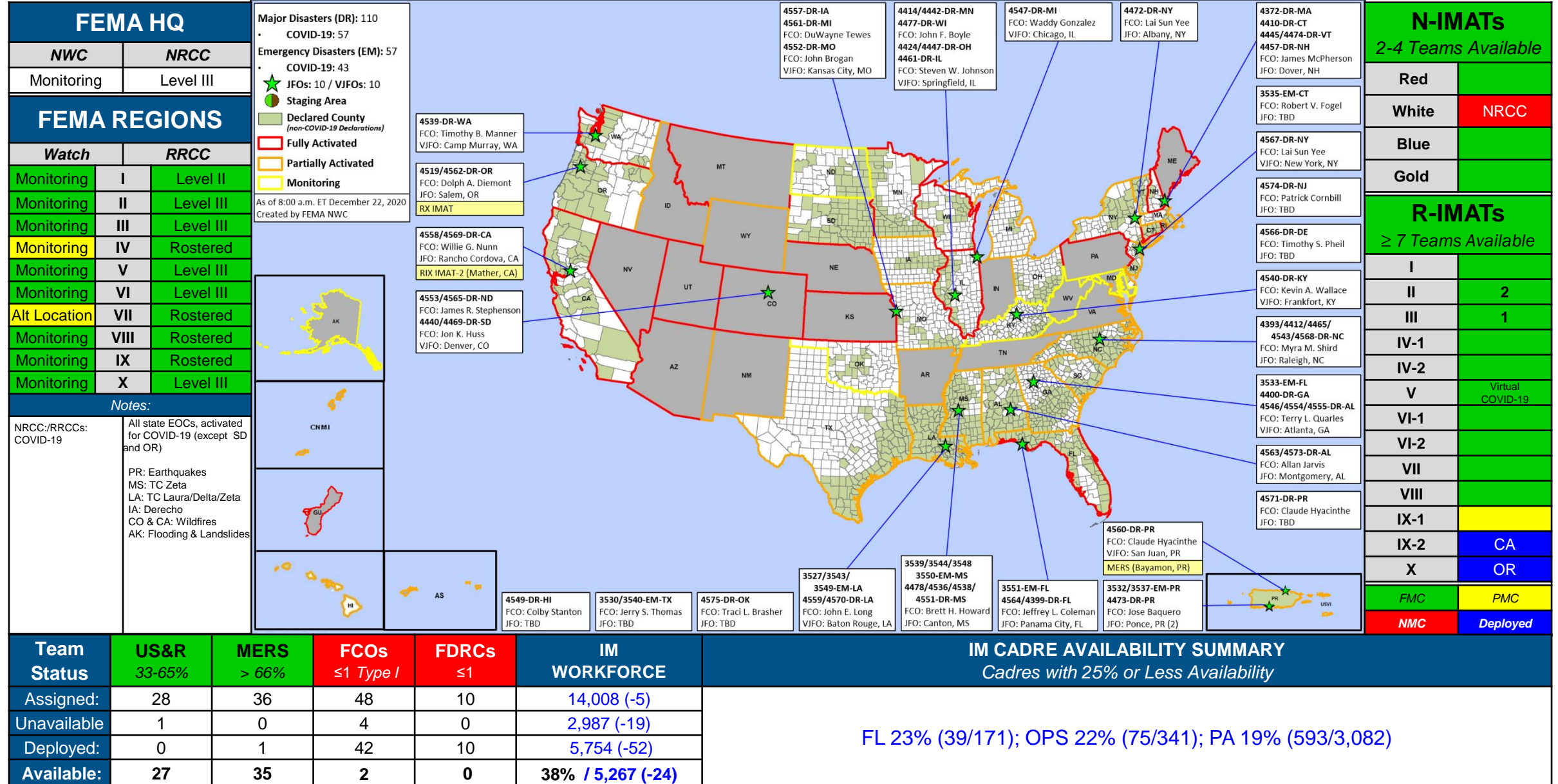
# Declaration Requests in Process – 10

State / Tribe / Territory – Incident Description	Type	IA	PA	HM	Requested
Poarch Band of Creek Indians – COVID-19 Pandemic	DR	X	X		5/15
WA – Wildfires and Straight-Line Winds	DR	X	X	X	9/16
CT – Tropical Storm Isaias	DR		X	X	9/30
TX – Hurricane Hanna	DR		X	X	9/30
UT – Severe Storm and Straight-line Winds	DR		X	X	10/7
MD – Tropical Storm Isaias (Appeal)	DR		X	X	11/12
OK – Severe Winter Storm and Straight-line Winds – <b>APPROVED</b>	DR		X	X	11/13
LA – Hurricane Zeta	DR	X	X	X	11/24
MS – Hurricane Zeta	DR	X	X	X	11/24
GA – Hurricane Zeta	DR		X	X	11/18
Navajo Nation – COVID-19 Pandemic	DR	X	X	X	12/3



**FEMA**

# FEMA Common Operating Picture



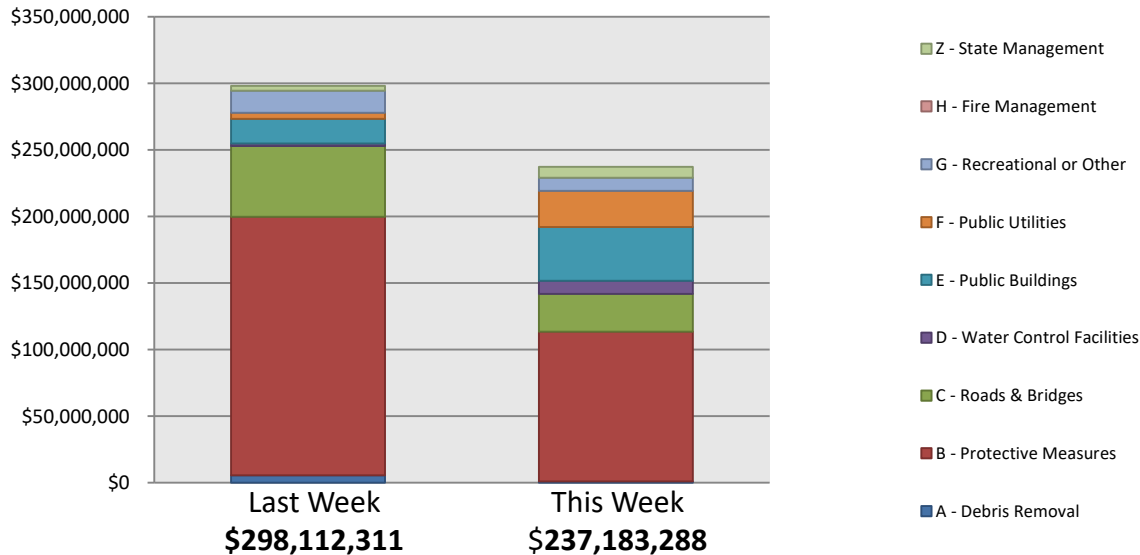
# Public Assistance Grant Program

## PA Project Worksheets Obligated

in past week, as of 12/21/2020 at 1500 ET

PA Category	Emergency Work		Permanent Work					H - Fire Management	Z - State Management	Total
	A - Debris Removal	B - Protective Measures	C - Roads & Bridges	D - Water Control Facilities	E - Public Buildings	F - Public Utilities	G - Recreational or Other			
Number Of PWs Obligated	23	138	138	10	57	19	38	0	64	487
Federal Share Obligated	\$1,013,903	\$112,622,282	\$28,211,994	\$9,871,384	\$40,453,980	\$27,216,011	\$9,831,568	\$0	\$7,962,167.03	\$237,183,288.27

## Public Assistance Obligated per Category 12/07/2020 through 12/21/2020



## COVID-19

for 2020 as of 12/21/20

- Total Public Assistance Obligated: \$7,127,572,519.00

## This weeks PA Highlights

- In 4484-LA
  - \$68 Million obligated for Category B – Protective Measures
- In 4339-PR
  - \$35 Million obligated for Category E – Public Buildings
  - \$22 Million obligated for Category C – Roads and Bridges
- In 4337-FL
  - \$19 Million obligated for Category F – Public Utilities



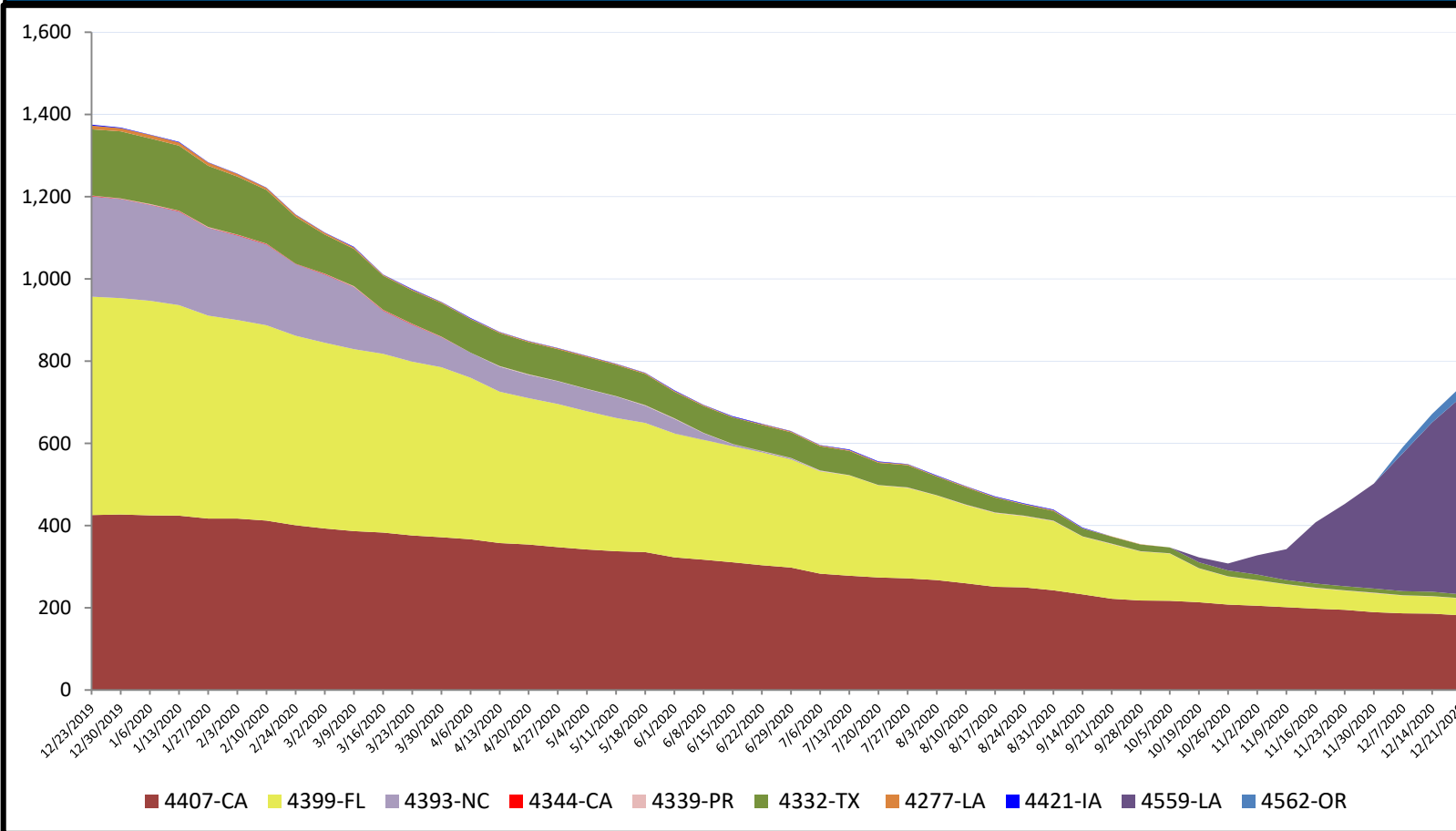
FEMA

National Watch Center

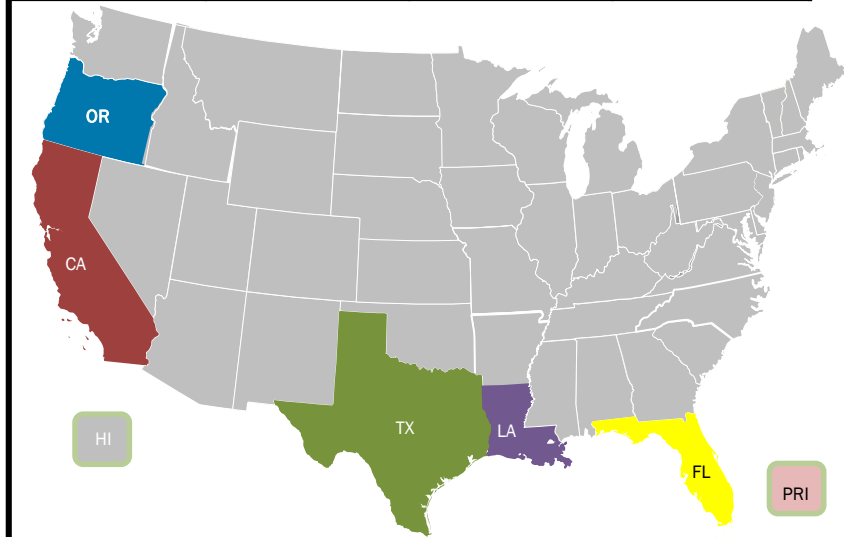
# Direct Housing

## Total Households in FEMA Direct Housing per State

Past Year per Week, 12/23/2019 – 12/21/2020. There are currently **739** Households Occupying **739** Temporary Units.



DR	IA Declaration Date	Program End Date	Current # of Households in Direct Housing (Weekly Change)
4562-OR	9/15/2020	3/15/2022	26 (+5)
4559-LA	8/28/2020	2/28/2022	480 (+68)
4407-CA	11/12/2018	5/12/2020	182 (-4)
4399-FL	10/11/2018	4/11/2020	41 (-1)
4339-PR	9/20/2017	9/20/2019	1 (0)
4332-TX	8/25/2017	8/25/2019	9 (-1)



States with Currently Occupied Units

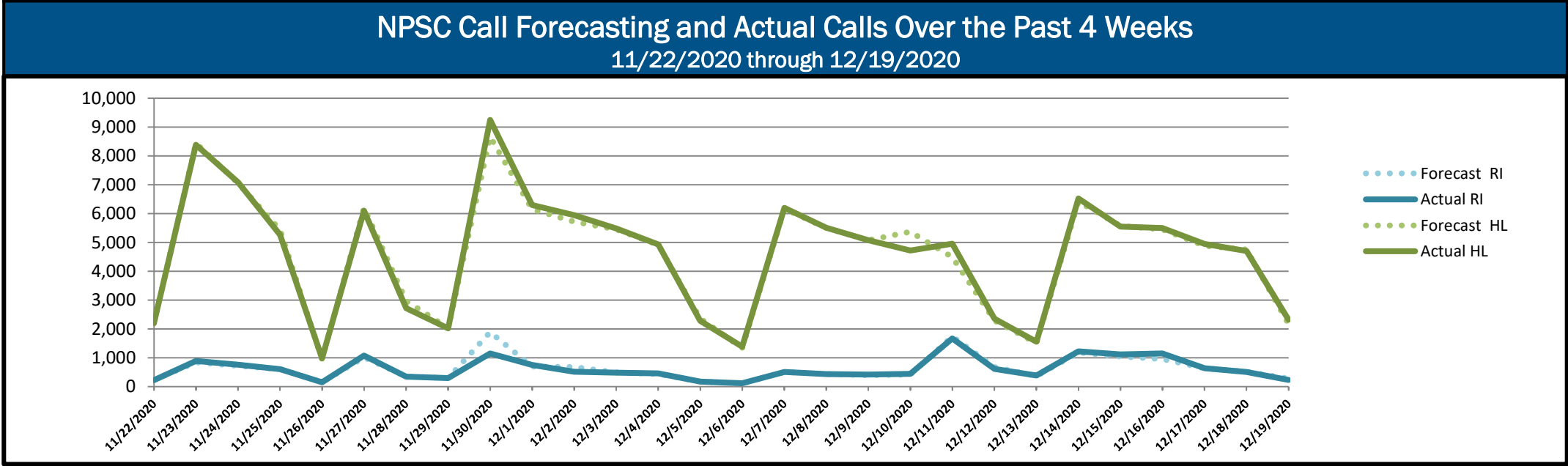


FEMA

National Watch Center

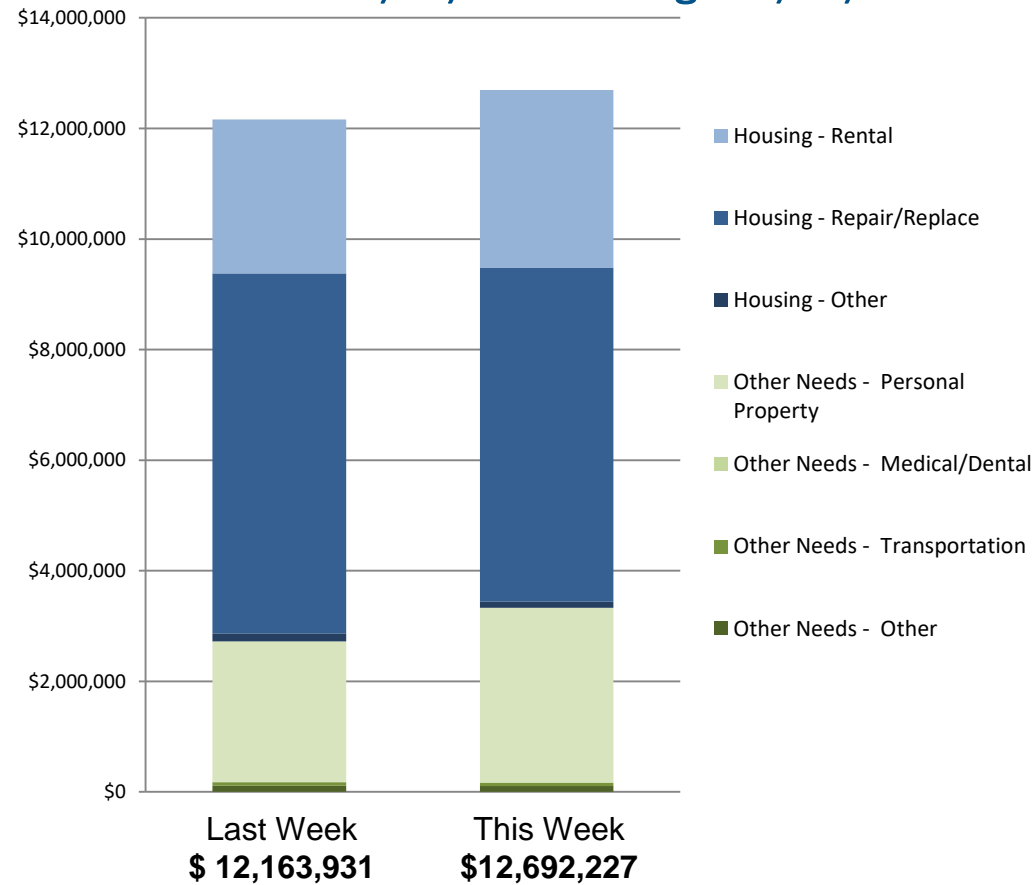
# NPSC Call Activity

NPSC Call Activity in the Past Week 12/13/2020 through 12/19/2020		
Call Type	Projected Calls	Actual Calls
Registration Intake:	4,961	5,249
Helpline:	30,737	31,082
<b>Combined:</b>	<b>35,698</b>	<b>36,331</b>



# Individual Assistance Activity

IHP Approved per Category in the Past  
2 Weeks - 12/07/2020 through 12/21/2020





# FEMA

Helping people before, during, and after disasters.

*[Click here to subscribe to this briefing](#)*