

FEMA National Watch Center

Daily Operations Briefing

Thursday, December 23, 2021

8:30 a.m. ET



FEMA

National Current Ops / Monitoring

New Significant Incidents / Ongoing Ops

- No significant incidents / operations

Hazard Monitoring

- Rain and thunderstorms – California and Pacific Northwest
- Heavy mountain snow – Western U.S.

Disaster Declaration Activity

- Amendment #2 for FEMA-4630-DR-KY

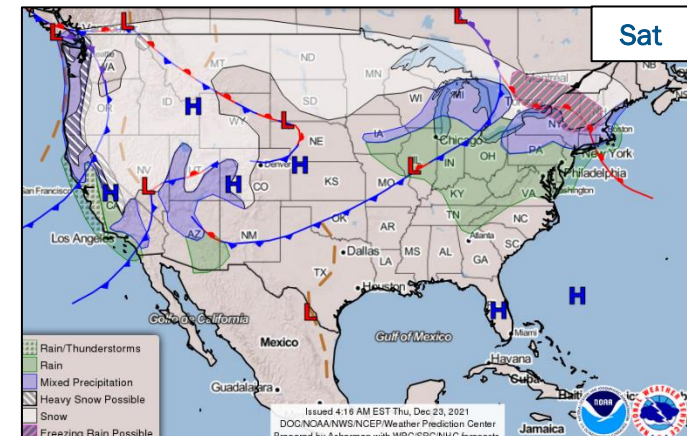
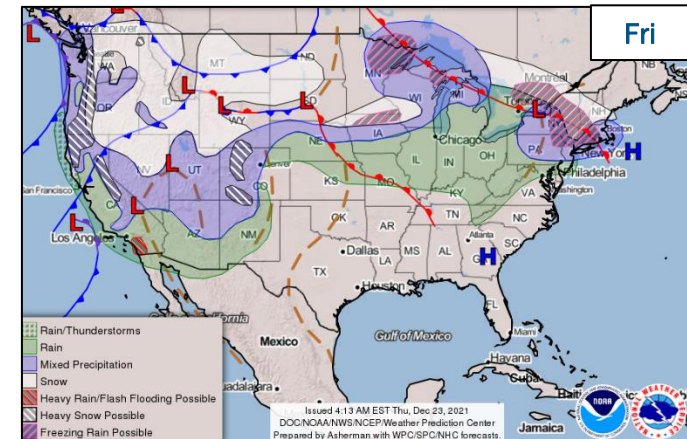
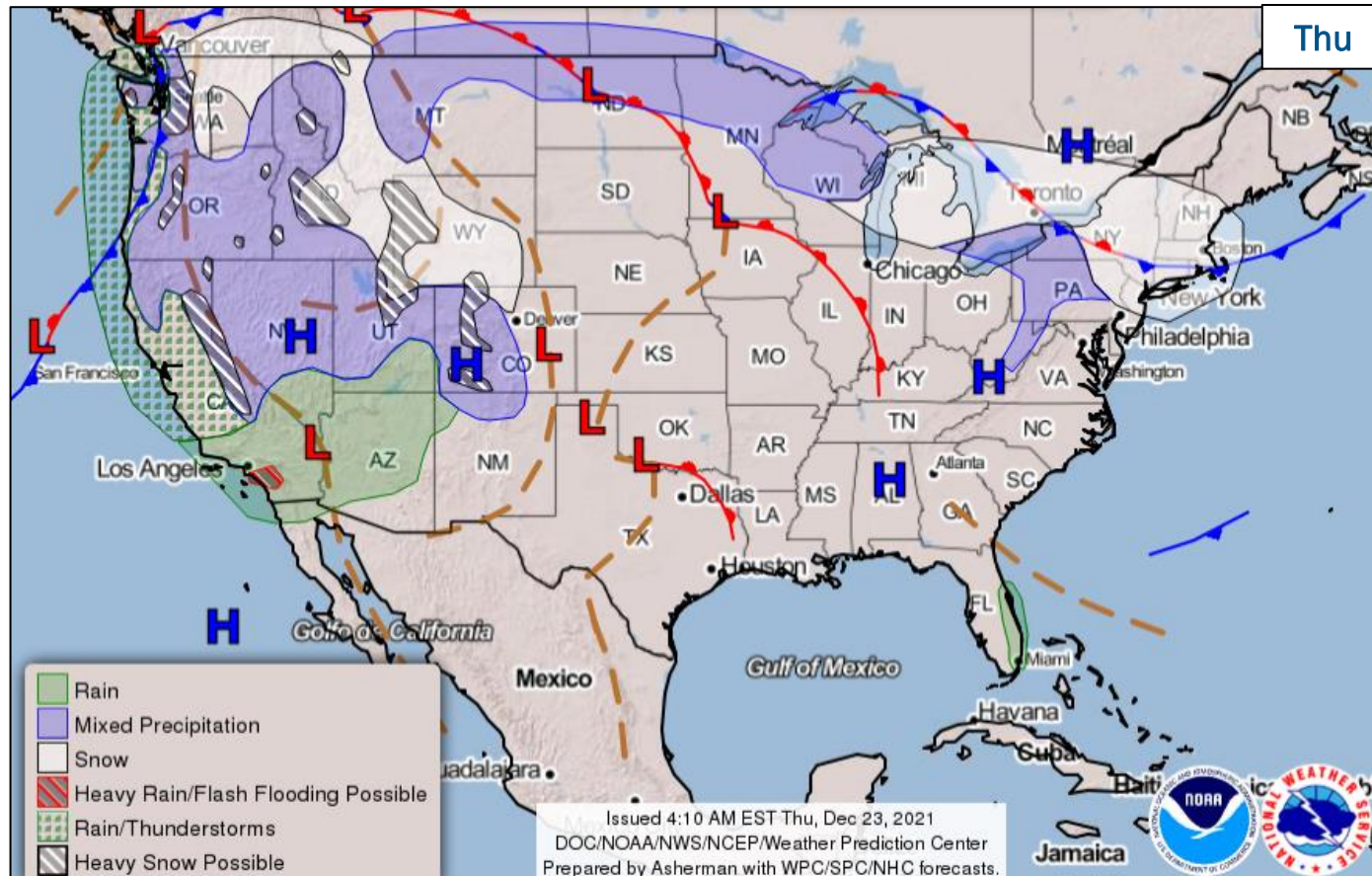
Event Monitoring

- 2021 New Year's Eve Celebrations – Nationwide
- 2022 Tournament of Roses / Rose Bowl Game – Pasadena, CA
- 2022 State of the Union Address – Washington, DC
- 2022 Consumer Electronics Show – Las Vegas, NV



FEMA

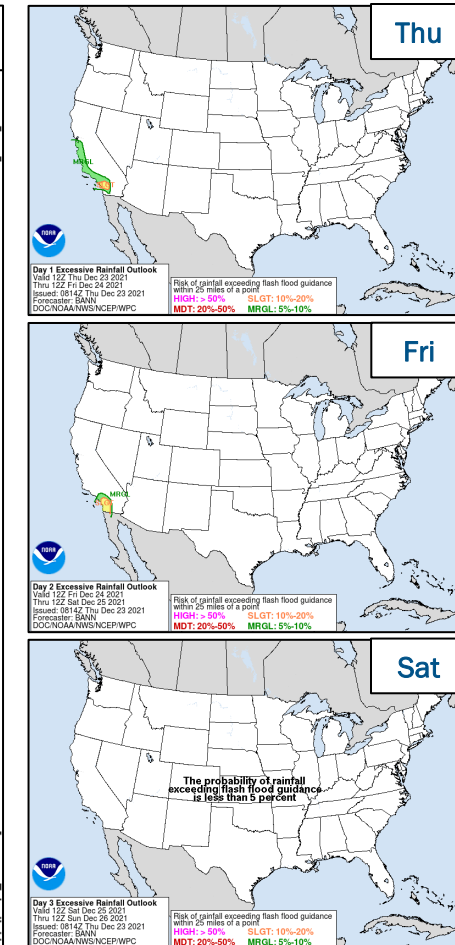
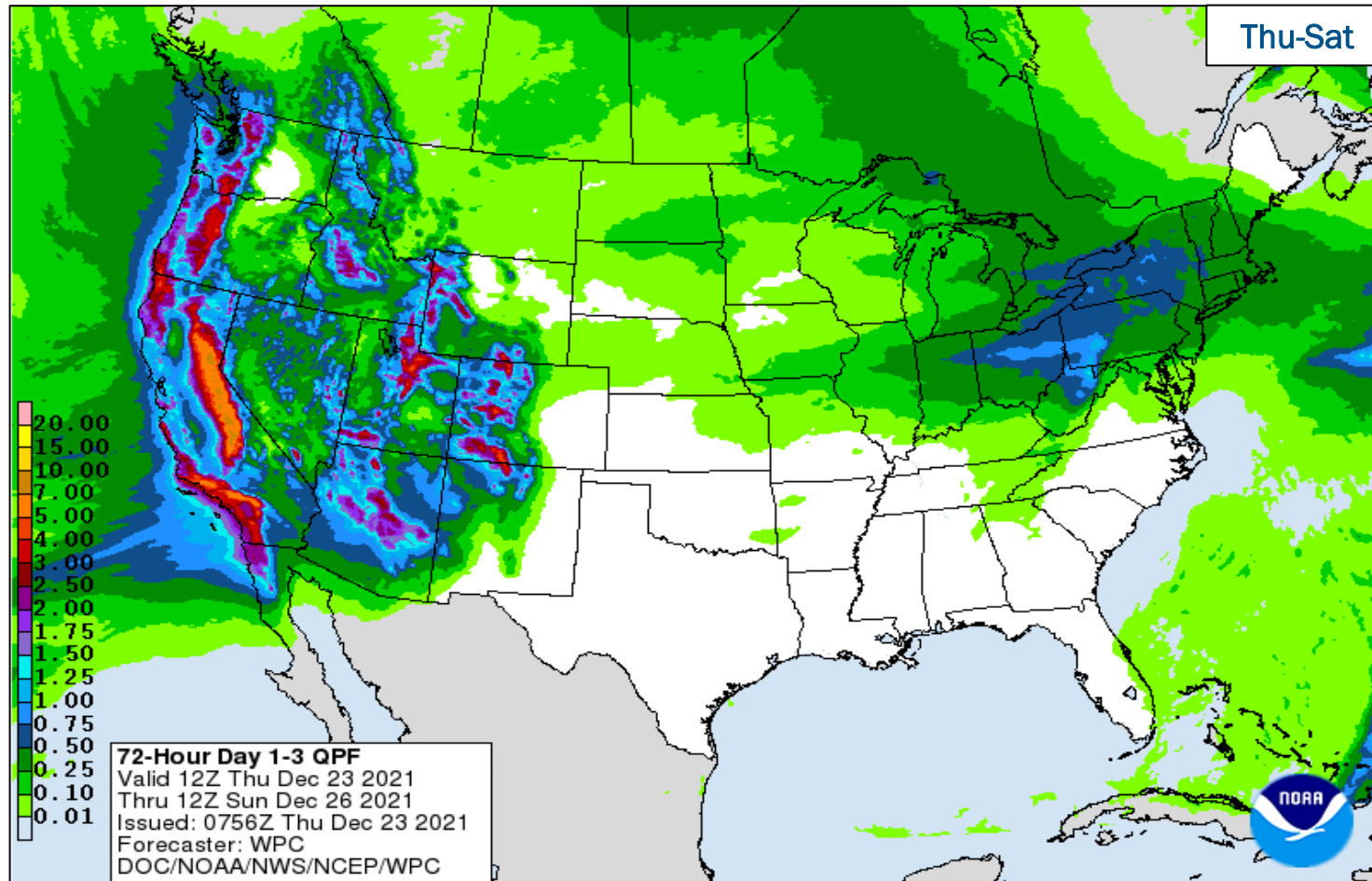
National Weather Forecast



FEMA

National Watch Center

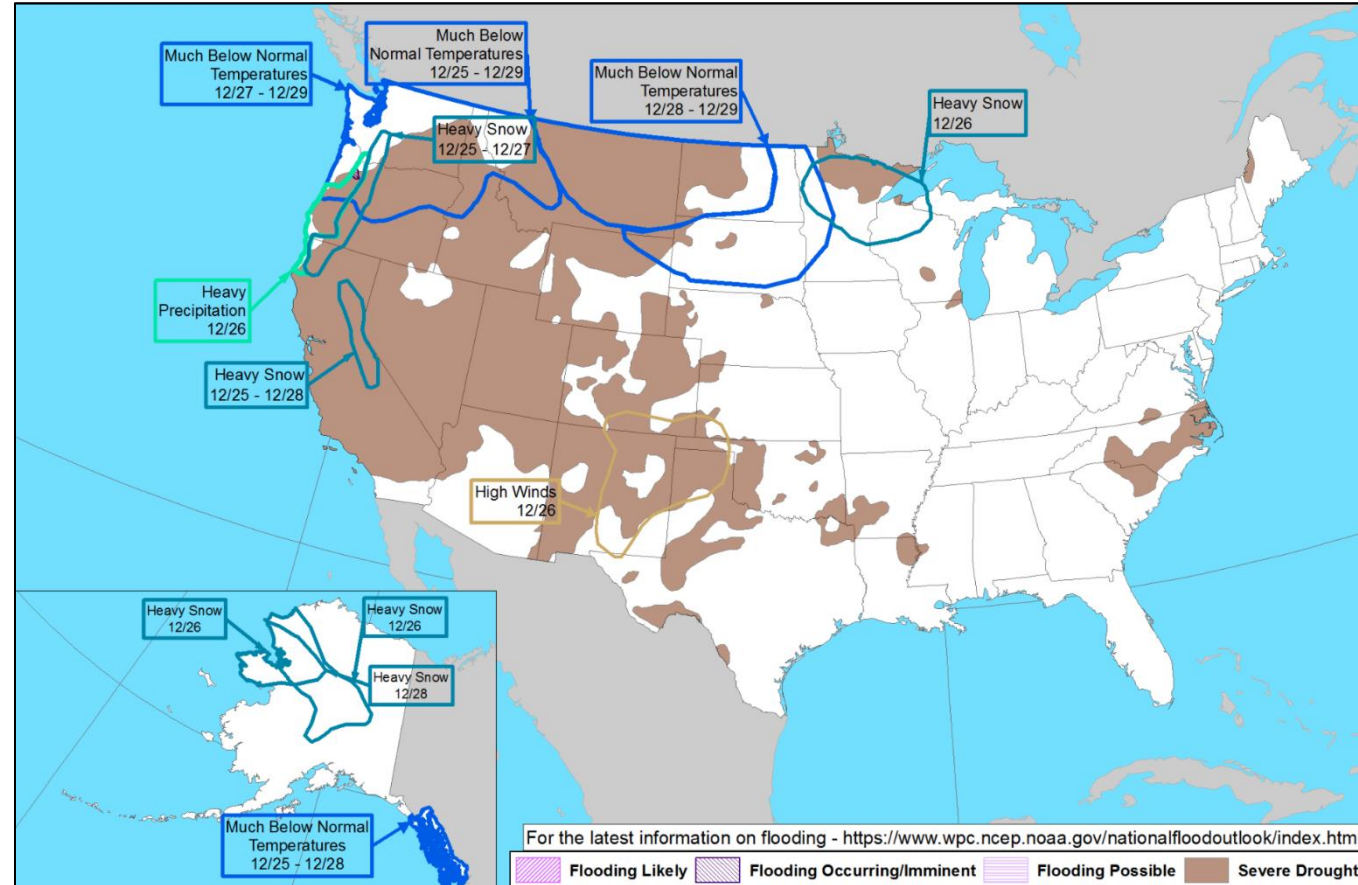
Precipitation & Excessive Rainfall



FEMA

National Watch Center

Hazards Outlook – Dec 25-29


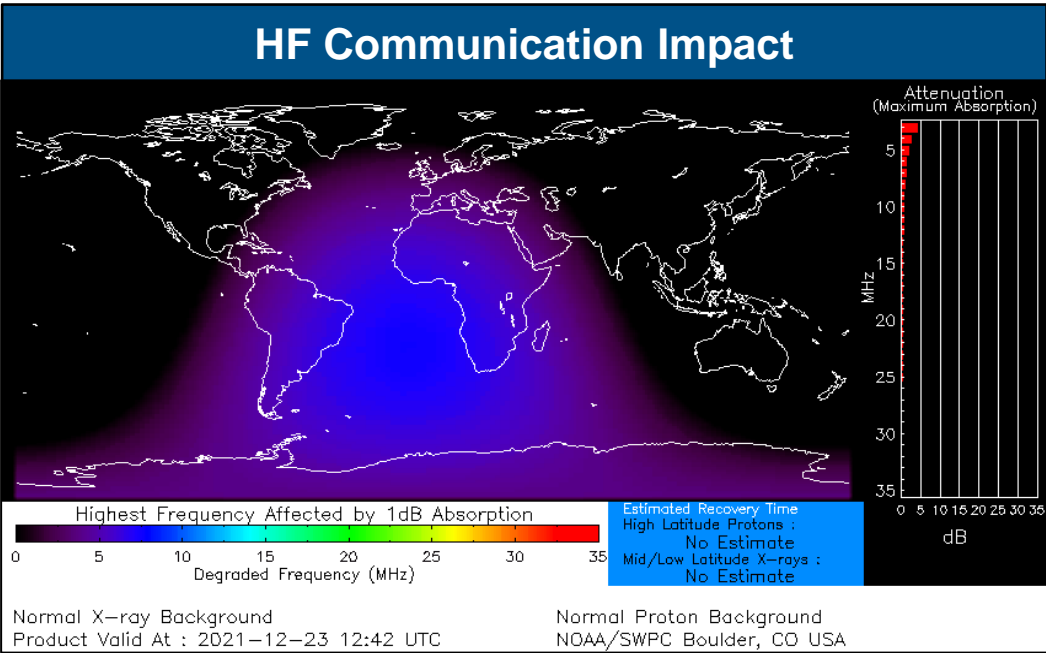


FEMA

National Watch Center

Space Weather Outlook

	Space Weather Activity	Geomagnetic Storms	Solar Radiation	Radio Blackouts
Past 24 Hours	Minor	None	None	R1
Next 24 Hours	Minor	G1	None	None
For further information on NOAA Space Weather Scales refer to: http://www.swpc.noaa.gov/noaa-scales-explanation For further information on Sunspot Activity refer to: https://www.swpc.noaa.gov/phenomena/sunspotssolar-cycle				



FEMA

Joint Preliminary Damage Assessments

Region	State / Location	Incident	IA	Number of Counties		Start – End
			PA	Requested	Complete	
I	ME	Coastal Storm Oct 30-31	IA	0	0	N/A
			PA	4	1	11/8 – TBD
IV	TN	Severe Storms, Straight Line Winds, and Tornadoes Dec 11	IA	18	16 (+16)	12/21 – TBD
			PA	14 (+14)	0	12/27 – TBD
VII	MO	Severe Storms Dec 10	IA	0	0	N/A
			PA	7	3 (+1)	12/18 – TBD
IX	HI	Severe Weather, Flooding, and Landslides Dec 5-8	IA	1	0	1/4 – TBD
			PA	3	1 (+1)	12/19 – TBD
X	WA	Flooding Nov 2-19	IA	6	6	12/1 – 12/15
			PA	12	12 (+12)	12/14 – 12/21
	AK	Severe Storm Oct 28-31	IA	0	0	N/A
			PA	2	0	12/16 – TBD



FEMA

Declaration Requests in Process – 2

State / Tribe / Territory – Incident Description	Type	IA	PA	HM	Requested
WA – Severe Storms, Straight-Line Winds, Flooding, Landslides, and Mudslides	DR	X	X	X	Dec 17
AR – Severe Storms, Straight-Line Winds, and Tornadoes	DR	X		X	Dec 20



FEMA

Declaration Amendments

Declaration	Number	Issued	Action
FEMA-4630-DR-KY	2	Dec 22	Adds 1 county for IA and PA

FEMA Common Operating Picture

FEMA HQ				
NWC	NRCC			
Monitoring	Level III			
FEMA REGIONS				
Watch	RRCC			
Monitoring	I	Level III		
Monitoring	II	Rostered		
Monitoring	III	Rostered		
Monitoring	IV	Rostered		
Monitoring	V	Alt Loc Level III		
Monitoring	VI	Rostered		
Alt Location	VII	Rostered		
Monitoring	VIII	Rostered		
Monitoring	IX	Rostered		
Monitoring	X	Level III		
Notes:				
NRCC & RRCCs: (COVID-19)	STATE EOCs:			
RV RWC: Day shift, Monitoring/Night shift, remote operations	NJ & NY: Remnants of Ida			
RVII RWC: COVID-19 Protocols	PR: Earthquakes			
	KY & TN: Severe Weather			
	WA: Storm Recovery			
Team Status	US&R ≤66%	MERS >66%	FCOs ≤ Type I	IM WORKFORCE
Assigned:	28	36	58	14,361 (+2)
Unavailable:	7	0	2	4,312 (+18)
Deployed:	0	2	43 (27 FCOR)	5,834 (-48)
Available:	21	34	13	29% / 4,215 (+32)

The map displays the United States divided into FEMA regions. States are color-coded based on team availability: Green for 'Fully Activated', Yellow for 'Partially Activated', and Grey for 'Monitoring'. The map includes callouts for various states listing the number of teams and the names of the Federal Coordinating Officers (FCOs). For example, Region I (New England) shows 15 teams fully activated and 1 VJFO partially activated. Region II (Midwest) shows 15 teams fully activated and 1 VJFO partially activated. Region III (South Atlantic) shows 15 teams fully activated and 1 VJFO partially activated. Region IV (Mountain West) shows 15 teams fully activated and 1 VJFO partially activated. Region V (West Coast) shows 15 teams fully activated and 1 VJFO partially activated. Region VI (North Central) shows 15 teams fully activated and 1 VJFO partially activated. Region VII (South Central) shows 15 teams fully activated and 1 VJFO partially activated. Region VIII (Northeast) shows 15 teams fully activated and 1 VJFO partially activated. Region IX (Southeast) shows 15 teams fully activated and 1 VJFO partially activated. Region X (Alaska/Hawaii) shows 15 teams fully activated and 1 VJFO partially activated.

N-IMATs 2-4 Teams Available	
Red	
White	Training
Blue	KY
Gold	
R-IMATs ≥ 7 Teams Available	
I	2
II	Reconstituting
III	
IV-1	KY
IV-2	3
V	
VI-1	
VI-2	NM
VII	1
VIII	Personnel
IX-1	Personnel
IX-2	CA
X	
FMC	PMC
NMC	Deployed

IM CADRE AVAILABILITY SUMMARY <i>Cadres with 25% or Less Availability</i>	
Civil Rights: 13% (15/115);	Disability Integration: 19% (12/64);
External Affairs: 19% (100/528);	Field Leadership: 21% (32/153);
Hazard Mitigation: 21% (288/1,372);	Human Resources: 13% (25/193);
Logistics: 25% (358/1,427);	Operations: 21% (80/379);
Public Assistance: 22% (590/2,669);	Planning: 14% (62/454)



FEMA

Helping people before, during, and after disasters.



Scan to subscribe to this briefing.