

The Disaster Center is dedicated to the idea that disaster mitigation is cost effective and individuals pursuing their own interest are the greatest potential force for disaster reduction.

Please consider making a small donation to the Disaster Center



When disaster mitigation is cost effective, we are on the road to bringing disasters to an end.



FEMA

Daily Operations Briefing

Monday, December 24, 2018

8:30 a.m. EST

Significant Activity – Dec 23-24



FEMA

Significant Events: None

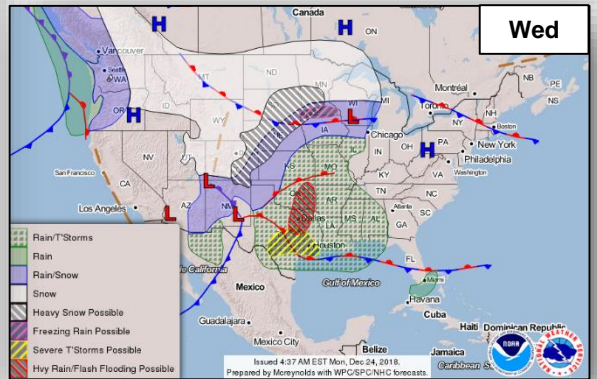
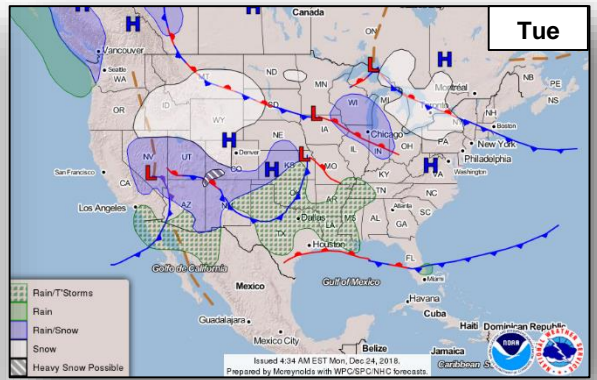
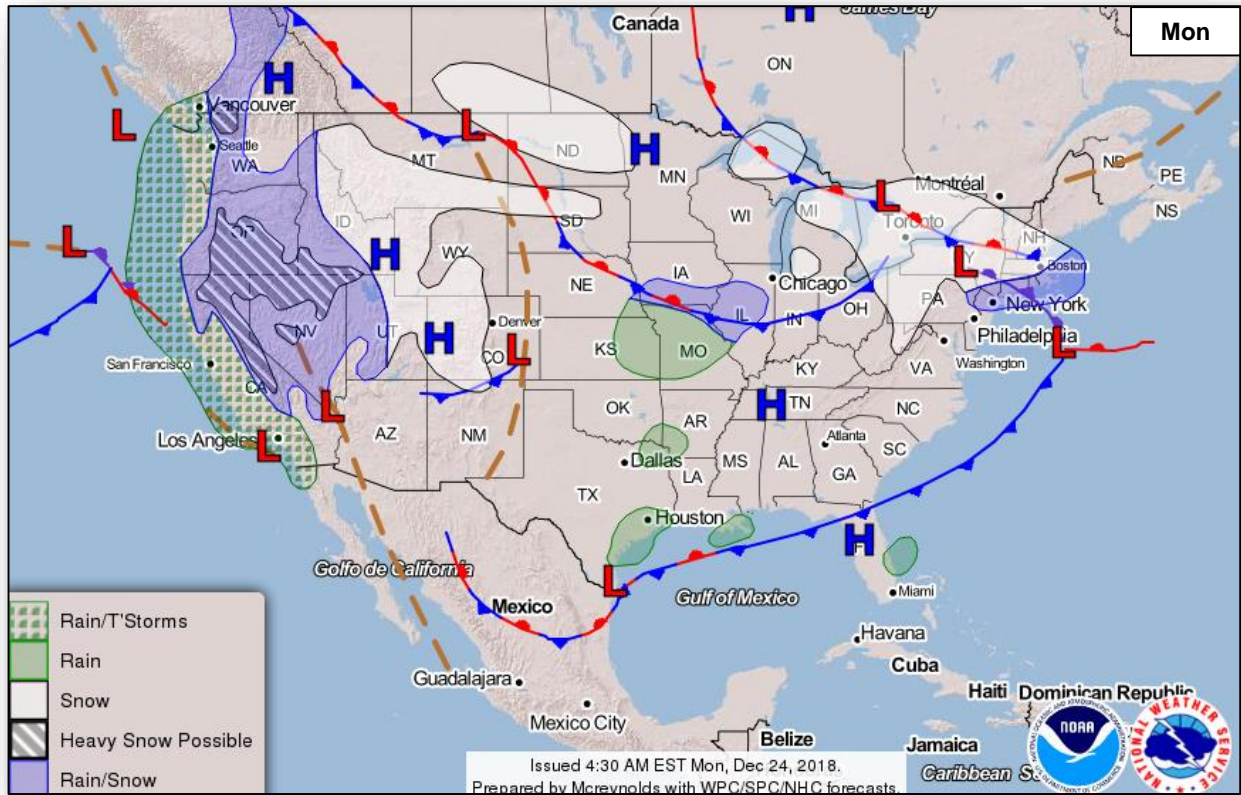
Tropical Activity: Western Pacific – No activity affecting U.S. interests

Significant Weather:

- Heavy Snow possible – Pacific Northwest, Northern Intermountain, CA, and Central Great Basin
- Winter Storm Warnings – WA, OR, and CA
- Heavy Rain possible – Portions of the northern CA coast

Declaration Activity: None

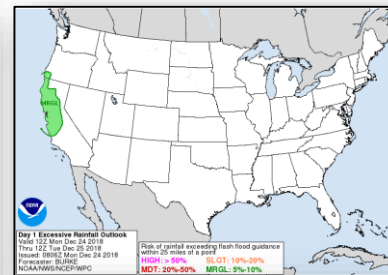
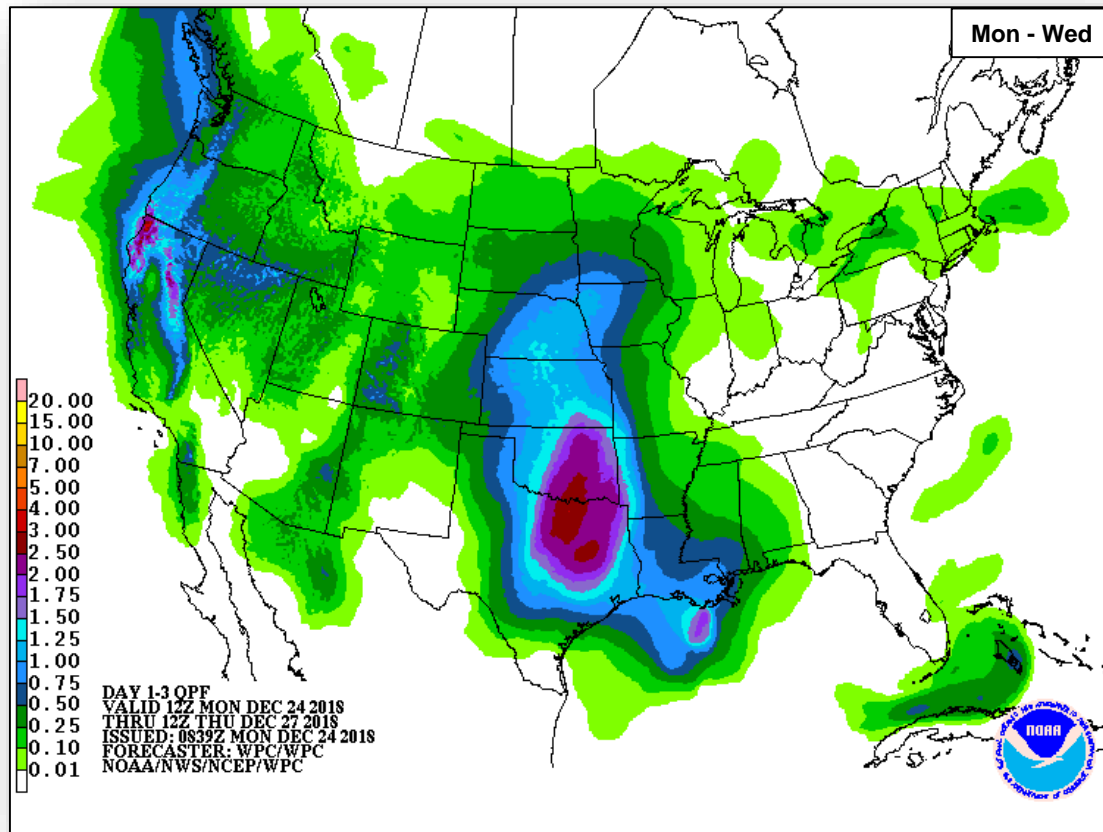
National Weather Forecast



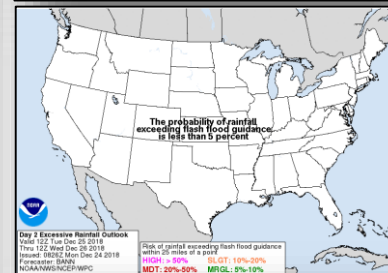
Precipitation / Excessive Rainfall Forecast



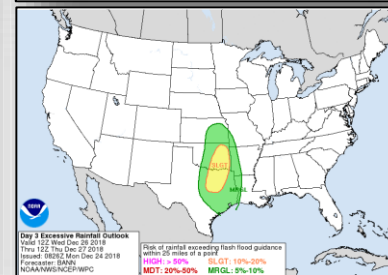
FEMA



Mon



Tue

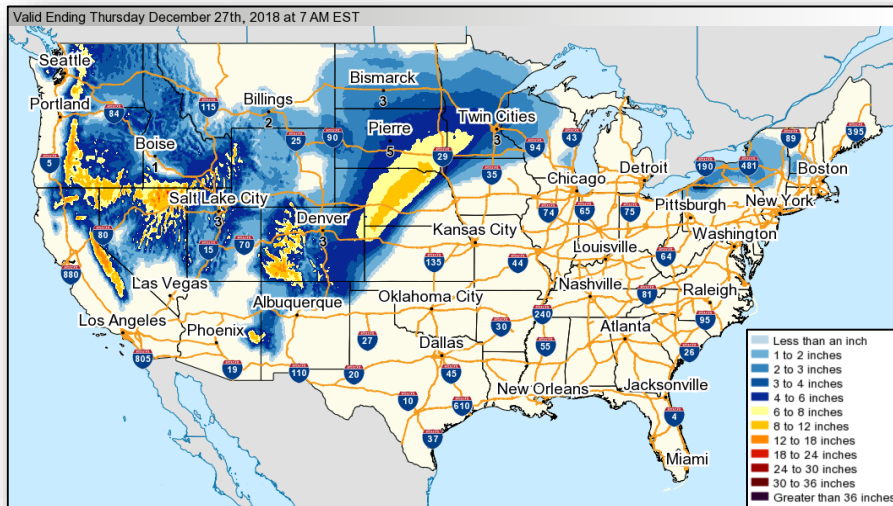


Wed

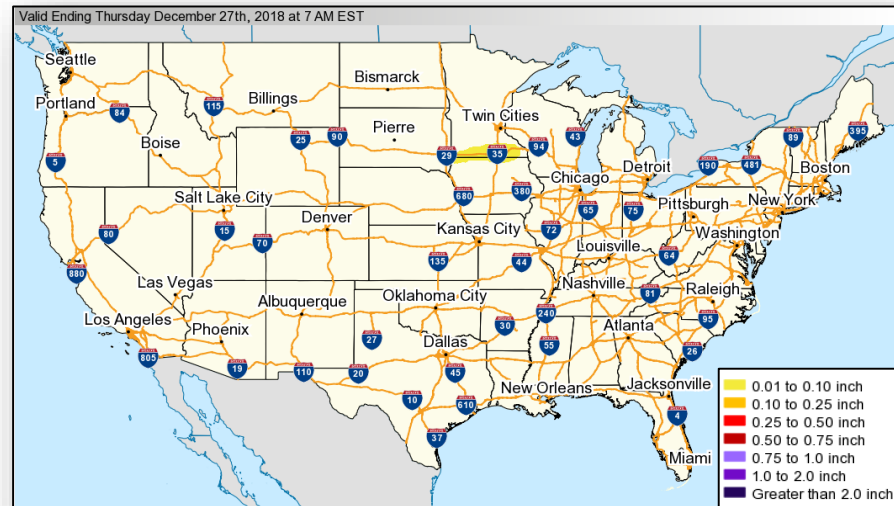
Winter Precipitation Outlook



FEMA



Forecast Snowfall

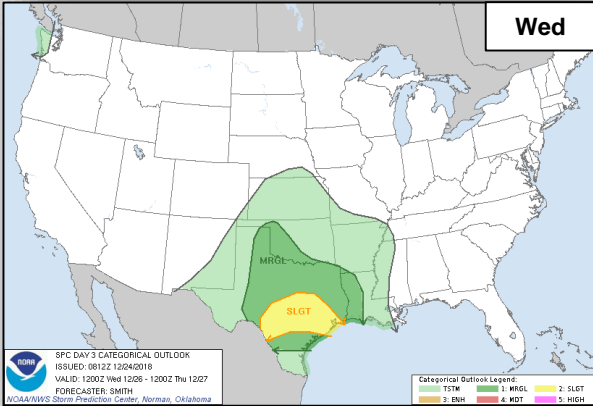
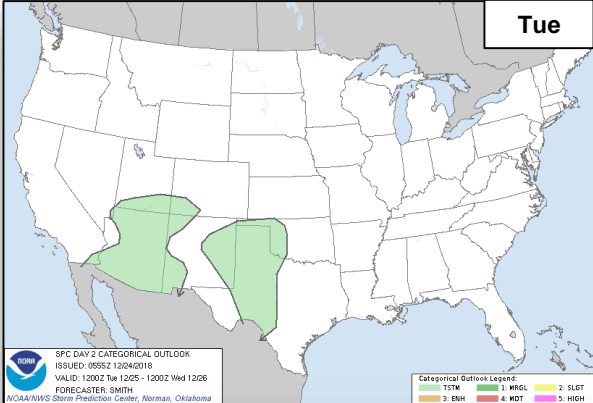
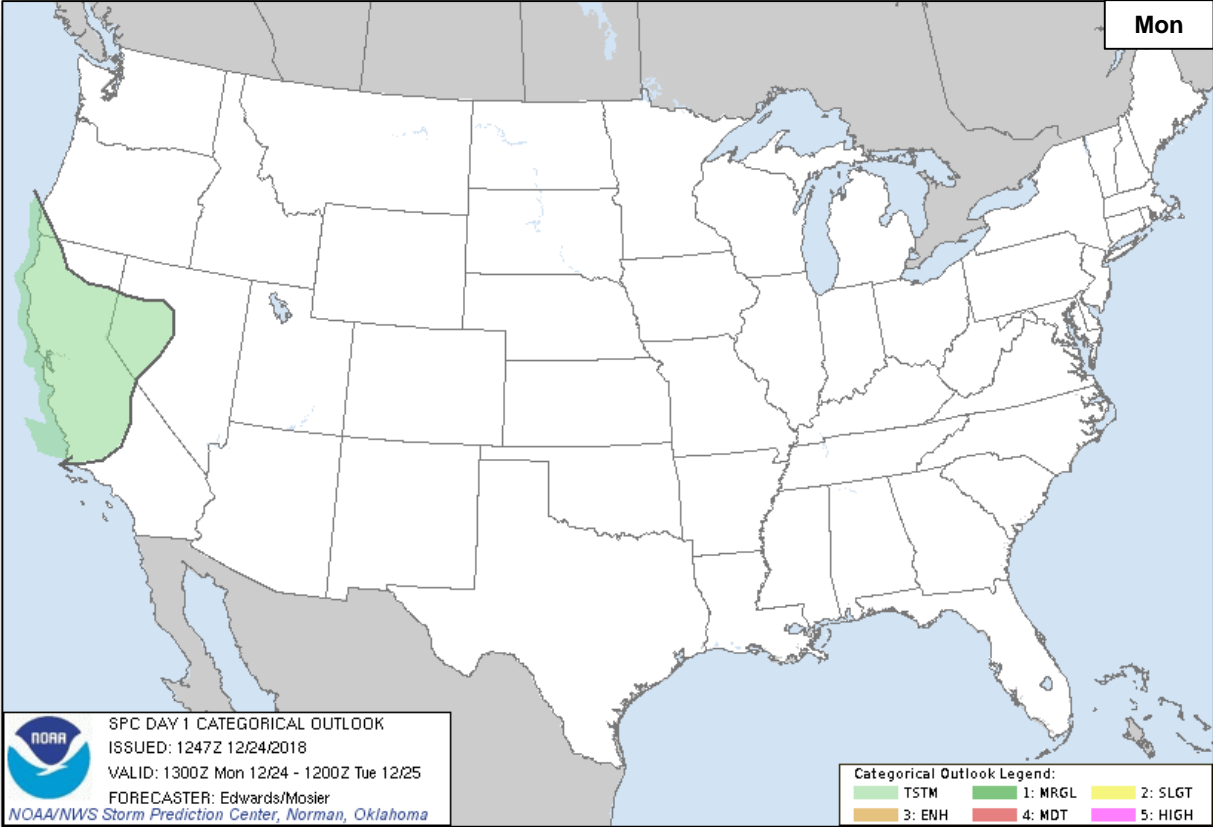


Forecast Ice Accumulation

Severe Weather Outlook



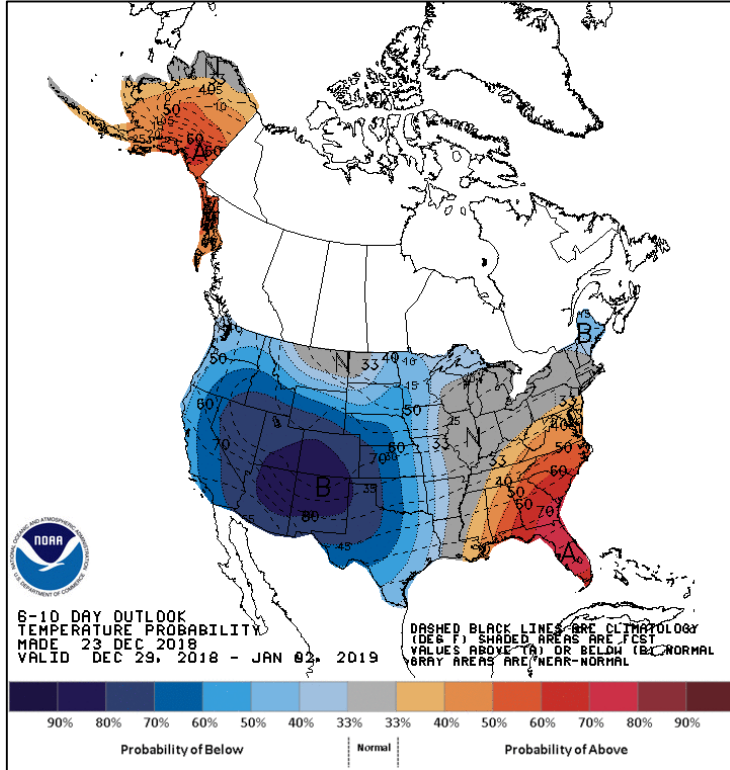
FEMA



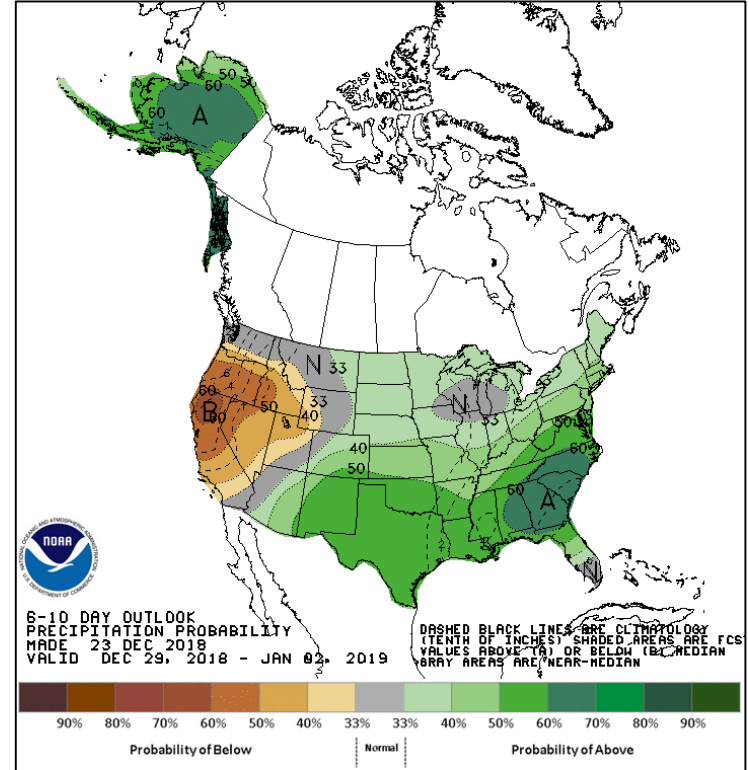
Long Range Outlooks – Dec 29-Jan 2



FEMA



6 - 10 Day Temperature Probability



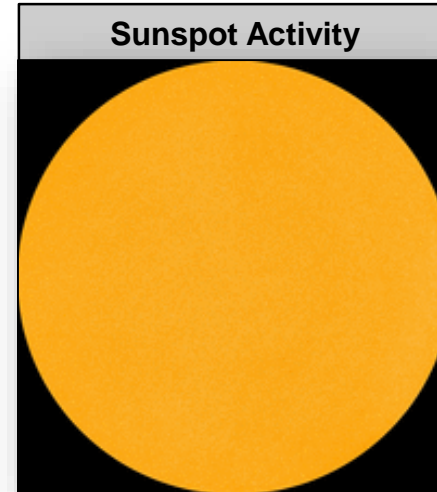

6 - 10 Day Precipitation Probability

Space Weather



FEMA

	Space Weather Activity	Geomagnetic Storms	Solar Radiation	Radio Blackouts
Past 24 Hours	None	None	None	None
Next 24 Hours	None	None	None	None
For further information on NOAA Space Weather Scales refer to: http://www.swpc.noaa.gov/noaa-scales-explanation				



Joint Preliminary Damage Assessments



FEMA

Region	State / Location	Event	IA / PA	Number of Counties		Start – End
				Requested	Completed	
VI	TX	Flooding September 10, 2018 and continuing	IA	4	4	10/31 – 12/11
			PA	51	33	10/29 – TBD
X	AK	Earthquake November 30, 2018	IA	3	3	12/10 – 12/22
			PA	3	3	12/17 – 12/22

Disaster Requests & Declarations



FEMA

Declaration Requests in Process					Requests APPROVED (since last report)	Requests DENIED (since last report)
5	IA	PA	HM	Date Requested	0	0
LA – (Appeal) DR Flooding		X	X	October 26, 2018		
TX – DR Severe Storms and Flooding	X	X	X	October 30, 2018		
KS – DR Severe Storms, Straight-line Winds, and Flooding		X	X	November 14, 2018		
MN – DR Severe Storms and Flooding		X	X	November 27, 2018		
NC – DR Tropical Storm Michael		X	X	December 11, 2018		

Readiness – Deployable Teams and Assets



FEMA

Resource	Force Strength	Available	Deployed	Other	Cadres with 25% or Less Availability
IM Workforce	12,672 ▼	3,191 ▼ 25%	5,260 ▼	4,221	DI 25% (20/81); EHP 8% (38/451); ER 5% (2/44); FL 15% (25/163); FM 25% (70/282); HM 15% (158/1,060); HR 21% (51/246); IT 13% (83/643); LOG 13% (168/1,296); OPS 23% (60/261); PA-NEW 8% (160/2,053); PLAN 14% (50/361); SAF 17% (10/58); SEC 8% (10/120)
National IMATs (1-2 Teams)	East: Composite: West:	Available Available Deployed			
Regional IMATs (≤ 3 Teams)	Assigned: Available: PMC / NMC: Deployed:	13 2 7 (+1) 4 (-1)			
National ISBs (≤ 2 Teams)	Team A Team B Team C	Deployed Deployed Deployed			
US&R (>66%)	Assigned: Available: PMC / NMC: Deployed:	28 27 1 0			
MERS (>66%)	Assigned: Available: PMC / NMC: Deployed:	36 36 0 0			
FCO (=2 Type I)	Assigned: Available: PMC / NMC: Deployed:	30 4 0 26			
FDRC (≥ 3)	Assigned: Available: PMC / NMC: Deployed:	13 5 0 8			

As of 3:00 a.m. EST Dec 24, 2018 Created by: FEMA NWCC

FEMA Readiness – Activation Teams



FEMA

Status		Activated Team	Activation Level	Activation Times	Reason / Comments
NWC (5 Teams)	Available				
NRCC (2 Teams)	Available	Gold			
HLT	Steady State				
RWC / MOCs (10 Regions)	Steady State				
RRCCs (10 Regions)	Available				

Backup Regions: **I, II, and VI**



FEMA

**FEMA's mission is helping people
before, during, and after disasters.**

Click [here](#) to subscribe to this briefing.