

The Disaster Center is dedicated to the idea that disaster mitigation is cost effective and individuals pursuing their own interest are the greatest potential force for disaster reduction.

Please consider making a small donation to the Disaster Center



When disaster mitigation is cost effective, we are on the road to bringing disasters to an end.



# **FEMA**

## **Daily Operations Briefing**

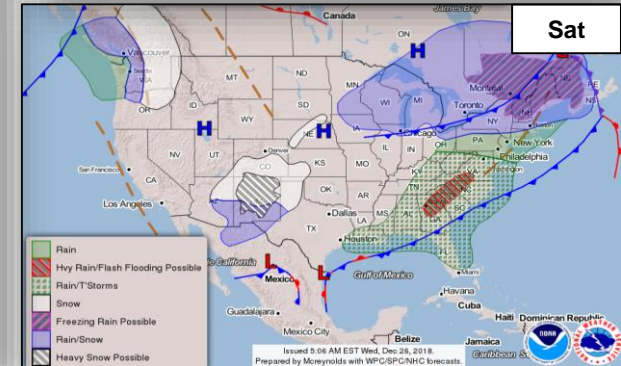
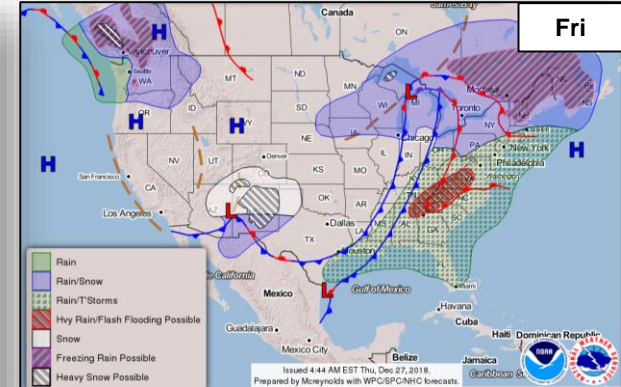
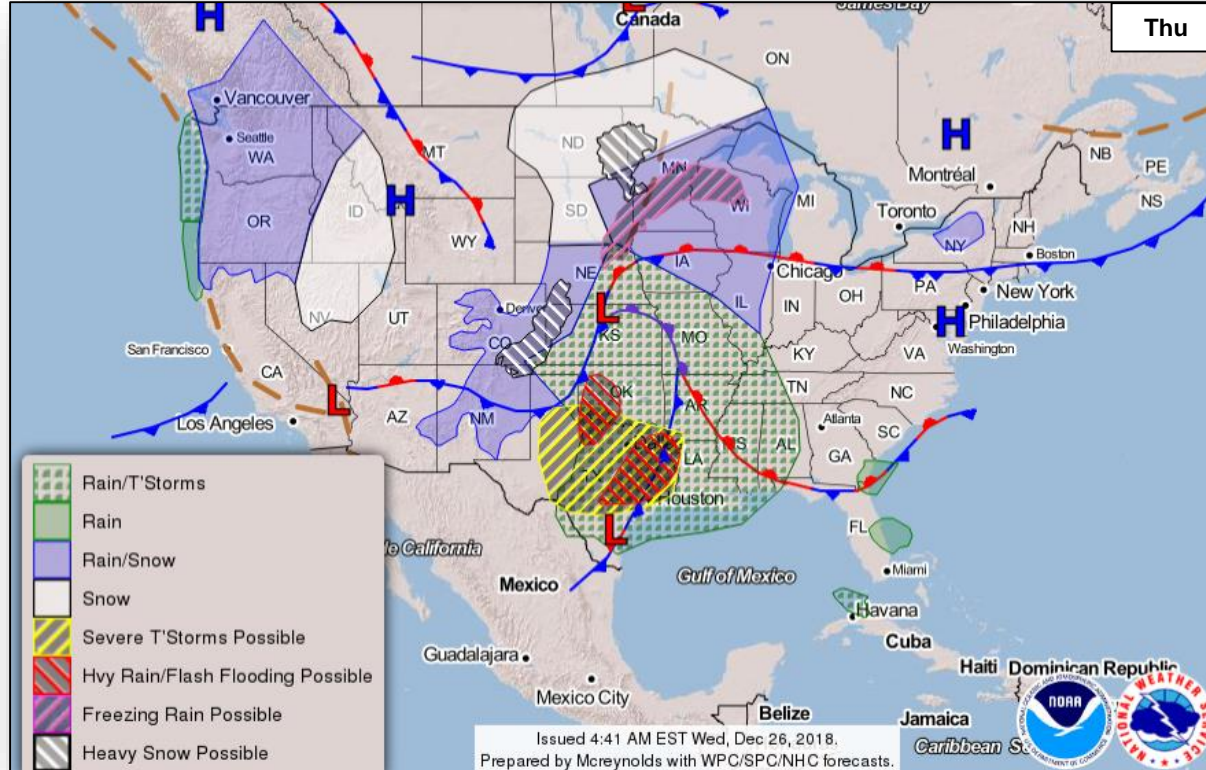
**Thursday, December 27, 2018**

**8:30 a.m. EST**

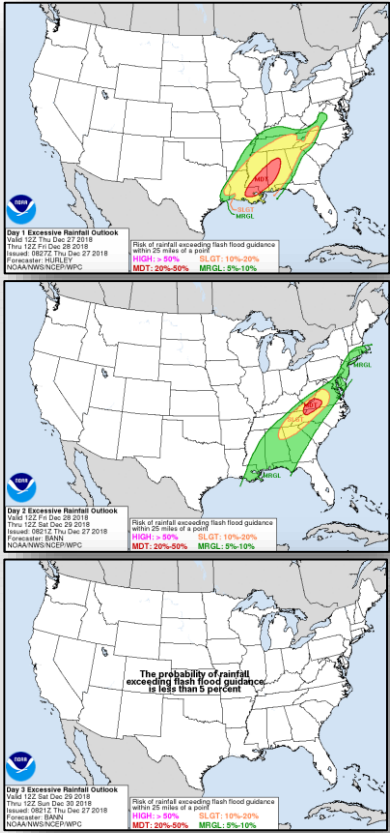
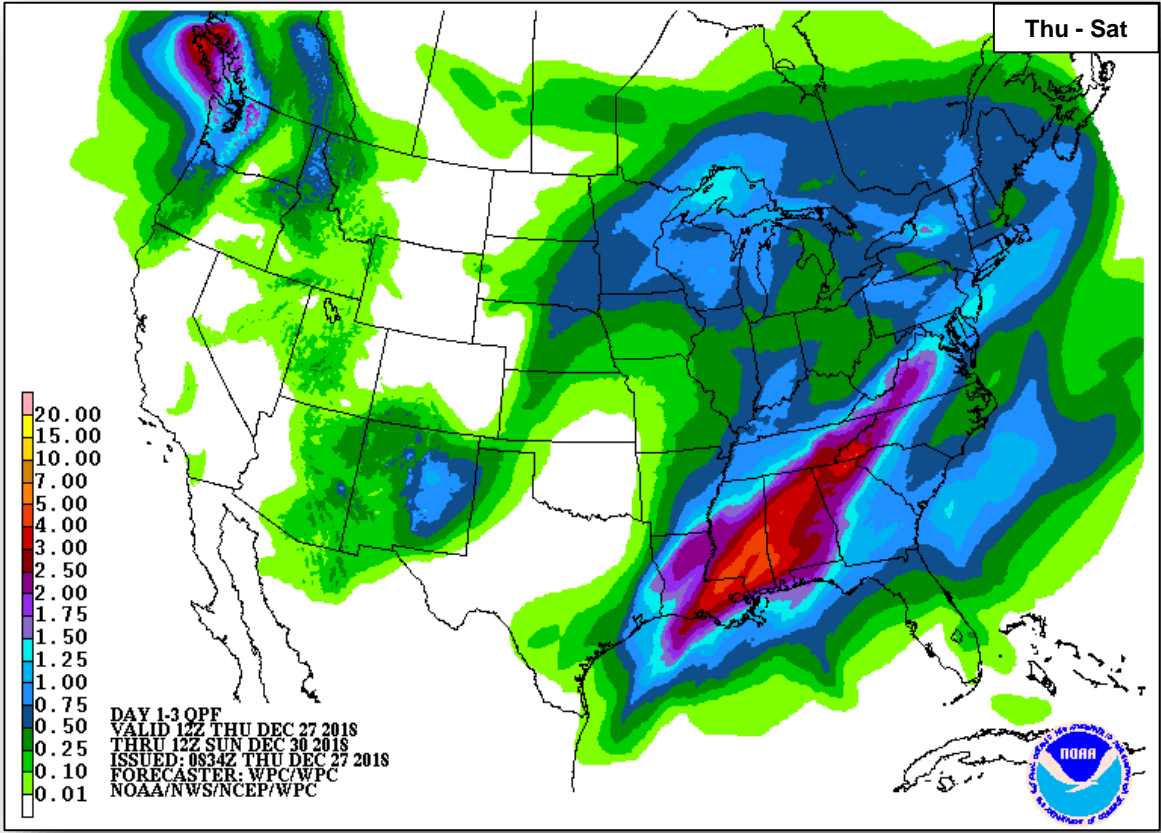
# National Weather Forecast



FEMA



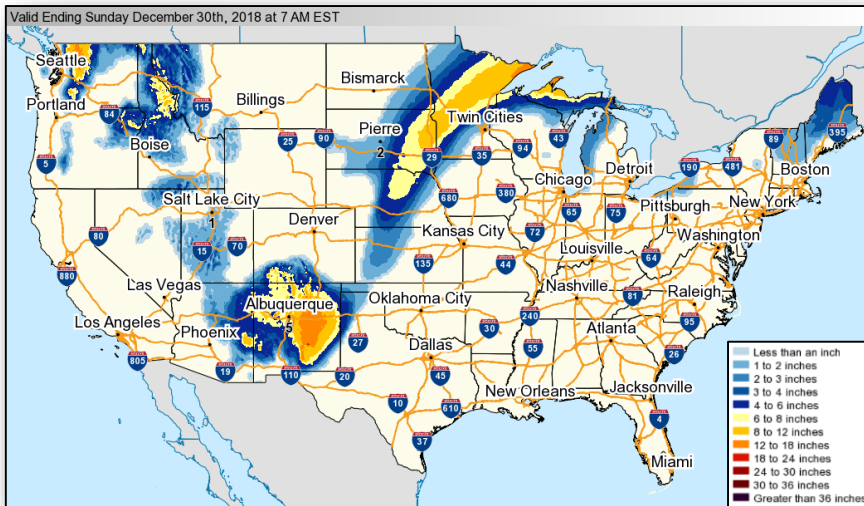
# Precipitation / Excessive Rainfall Forecast



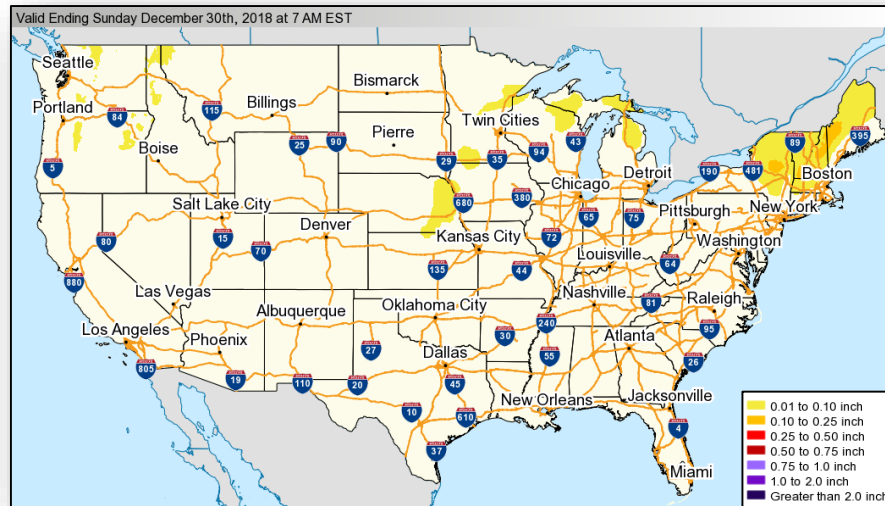
# Winter Precipitation Outlook



FEMA



***Forecast Snowfall***



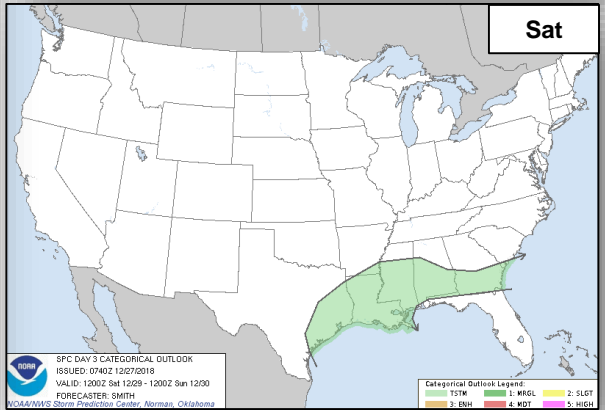
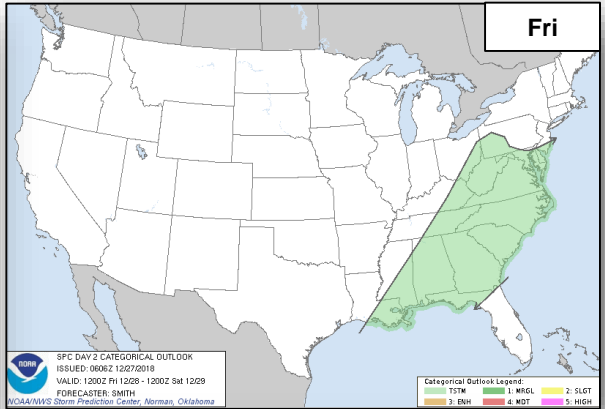
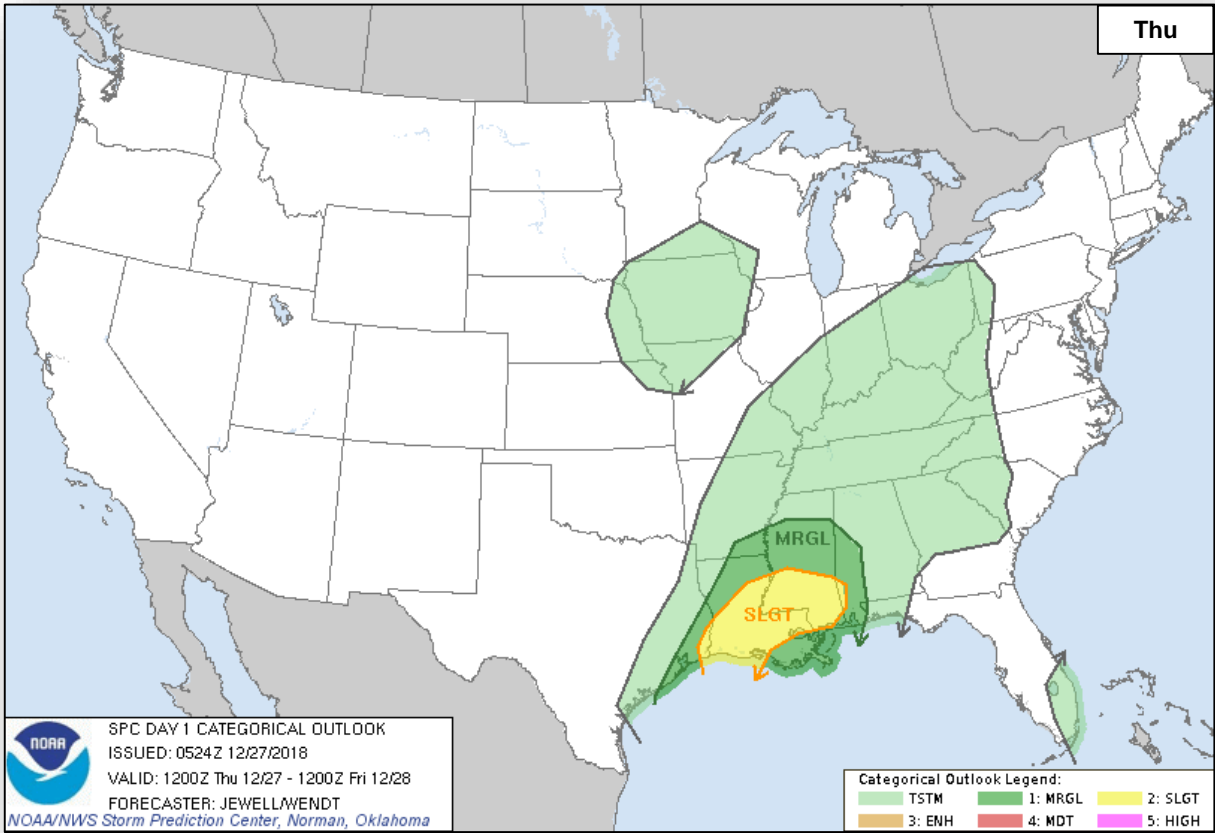
***Forecast Ice Accumulation***



# Severe Weather Outlook



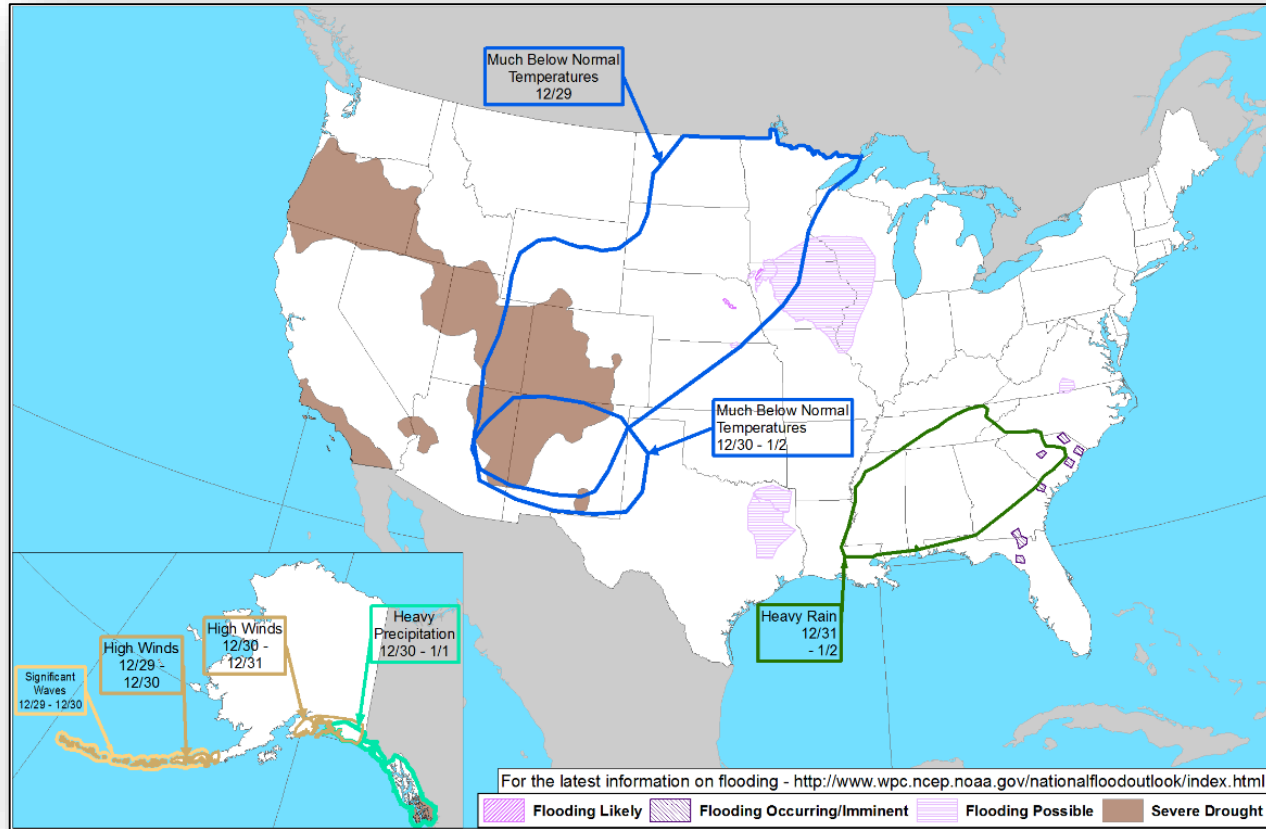
FEMA



# Hazards Outlook – Dec 28-Jan 1



FEMA

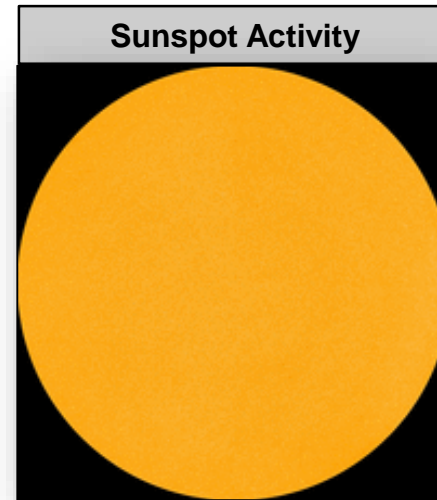



# Space Weather



FEMA

	Space Weather Activity	Geomagnetic Storms	Solar Radiation	Radio Blackouts
Past 24 Hours	None	None	None	None
Next 24 Hours	None	None	None	None
For further information on NOAA Space Weather Scales refer to: <a href="http://www.swpc.noaa.gov/noaa-scales-explanation">http://www.swpc.noaa.gov/noaa-scales-explanation</a>				





# Joint Preliminary Damage Assessments



**FEMA**

Region	State / Location	Event	IA / PA	Number of Counties		Start – End
				Requested	Completed	
VI	TX	Flooding September 10, 2018 and continuing	IA	4	4	10/31 – 12/11
			PA	51	33	10/29 – TBD

# Disaster Requests & Declarations






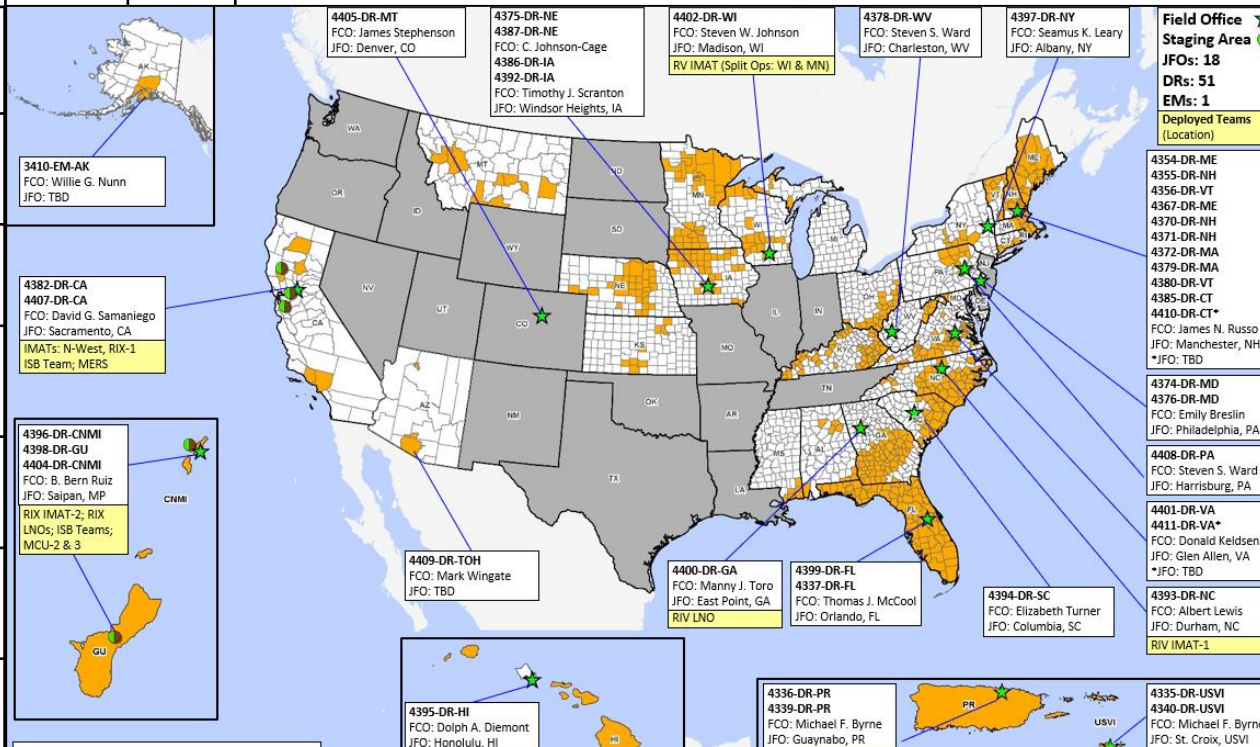
**FEMA**

Declaration Requests in Process					Requests APPROVED (since last report)	Requests DENIED (since last report)
5	IA	PA	HM	Date Requested	0	0
LA – (Appeal) DR Flooding		X	X	October 26, 2018		
TX – DR Severe Storms and Flooding	X	X	X	October 30, 2018		
KS – DR Severe Storms, Straight-line Winds, and Flooding		X	X	November 14, 2018		
MN – DR Severe Storms and Flooding		X	X	November 27, 2018		
NC – DR Tropical Storm Michael		X	X	December 11, 2018		

# Readiness – Deployable Teams and Assets



FEMA

Resource	Force Strength	Available	Deployed	Other	Cadres with 25% or Less Availability
IM Workforce	12,672 	3,271  26%	5,214 	4,209	EHP 9% (40/451); ER 5% (2/44); FL 16% (26/163); FM 25% (71/282); HM 16% (169/1,060); HR 22% (54/246); IT 13% (86/643); LOG 13% (170/1,296); OPS 24% (62/261); PA-NEW 8% (165/2,053); PLAN 15% (54/361); SAF 14% (8/58); SEC 9% (11/120)
National IMATs (1-2 Teams)	East: Composite: West:	Available Available Deployed			
Regional IMATs (≤ 3 Teams)	Assigned: Available: PMC / NMC: Deployed:	13 2 7 4			
National ISBs (≤ 2 Teams)	Team A Team B Team C	Deployed Deployed Deployed			
US&R (>66%)	Assigned: Available: PMC / NMC: Deployed:	28 27 1 0			
MERS (>66%)	Assigned: Available: PMC / NMC: Deployed:	36 36 0 0			
FCO (=2 Type I)	Assigned: Available: PMC / NMC: Deployed:	30 4 0 26			
FDRC (≥ 3)	Assigned: Available: PMC / NMC: Deployed:	13 5 0 8			

As of 3:00 a.m. EST Dec 27, 2018 Created by: FEMA NWC

# FEMA Readiness – Activation Teams



**FEMA**

Status		Activated Team	Activation Level	Activation Times	Reason / Comments
<b>NWC</b> (5 Teams)	Available				
<b>NRCC</b> (2 Teams)	Available	Gold			
<b>HLT</b>	Steady State				
<b>RWC / MOCs</b> (10 Regions)	Steady State				
<b>RRCCs</b> (10 Regions)	Available				

**Backup Regions: I, II, and VI**



# FEMA

**FEMA's mission is helping people  
before, during, and after disasters.**

Click [here](#) to subscribe to this briefing.