

FEMA National Watch Center

Daily Operations Briefing

Tuesday, December 28, 2021

8:30 a.m. ET



FEMA

National Current Ops / Monitoring

New Significant Incidents / Ongoing Ops

- No significant incidents / operations

Hazard Monitoring

- Wintry Weather – Western states, Midwest to Northeast
- Rain/Thunderstorms – SE to Mississippi, Tennessee, and Ohio River valleys

Disaster Declaration Activity

- Amendment No. 1 to FEMA-4624-DR-NH

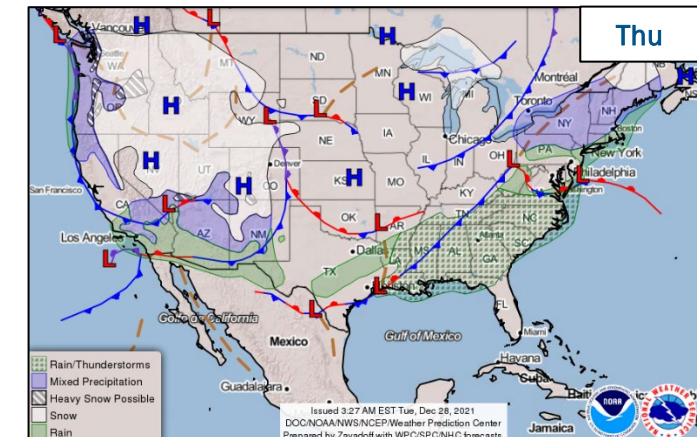
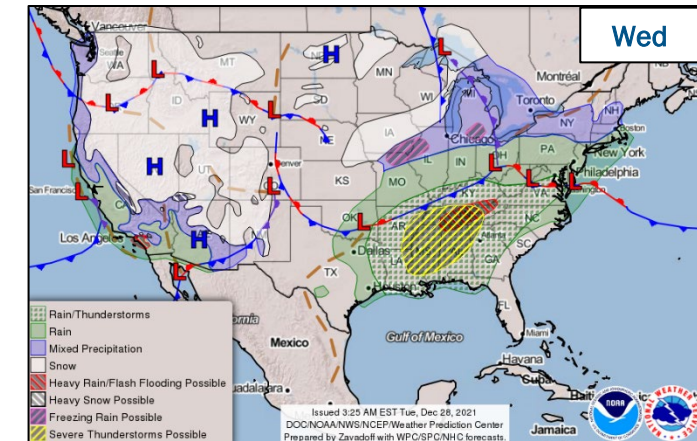
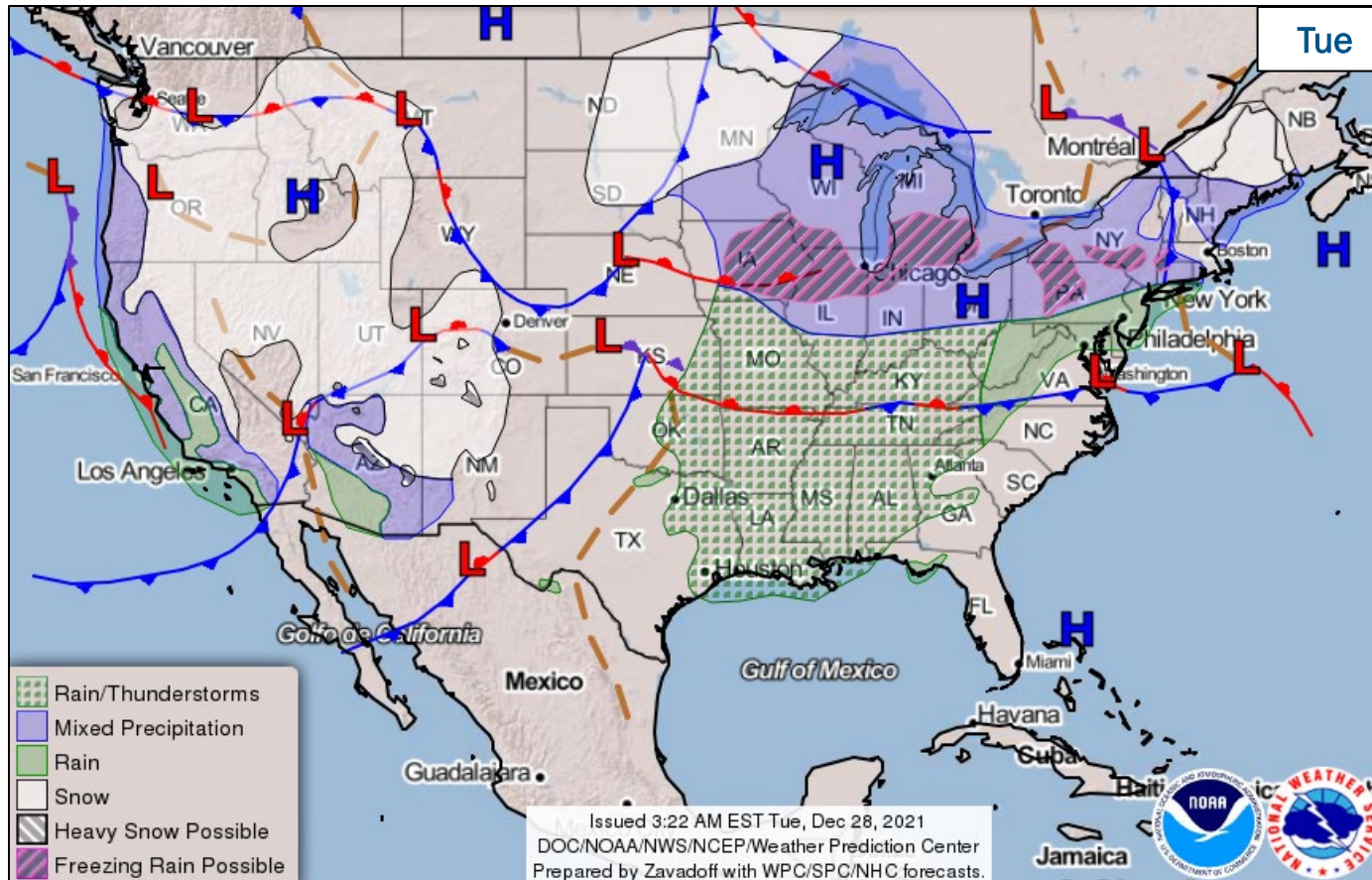
Event Monitoring

- 2021 New Year's Eve Celebrations – Nationwide
- 2022 Tournament of Roses / Rose Bowl Game – Pasadena, CA
- 2022 State of the Union Address – Washington, DC
- 2022 Consumer Electronics Show – Las Vegas, NV



FEMA

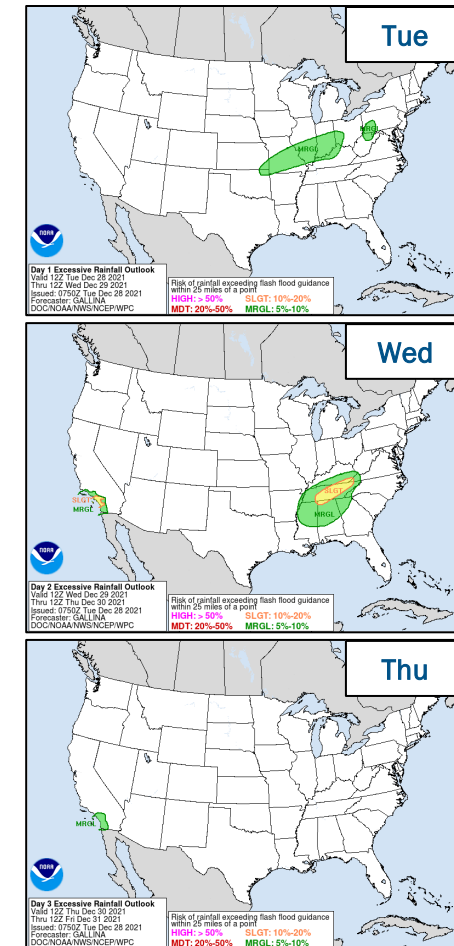
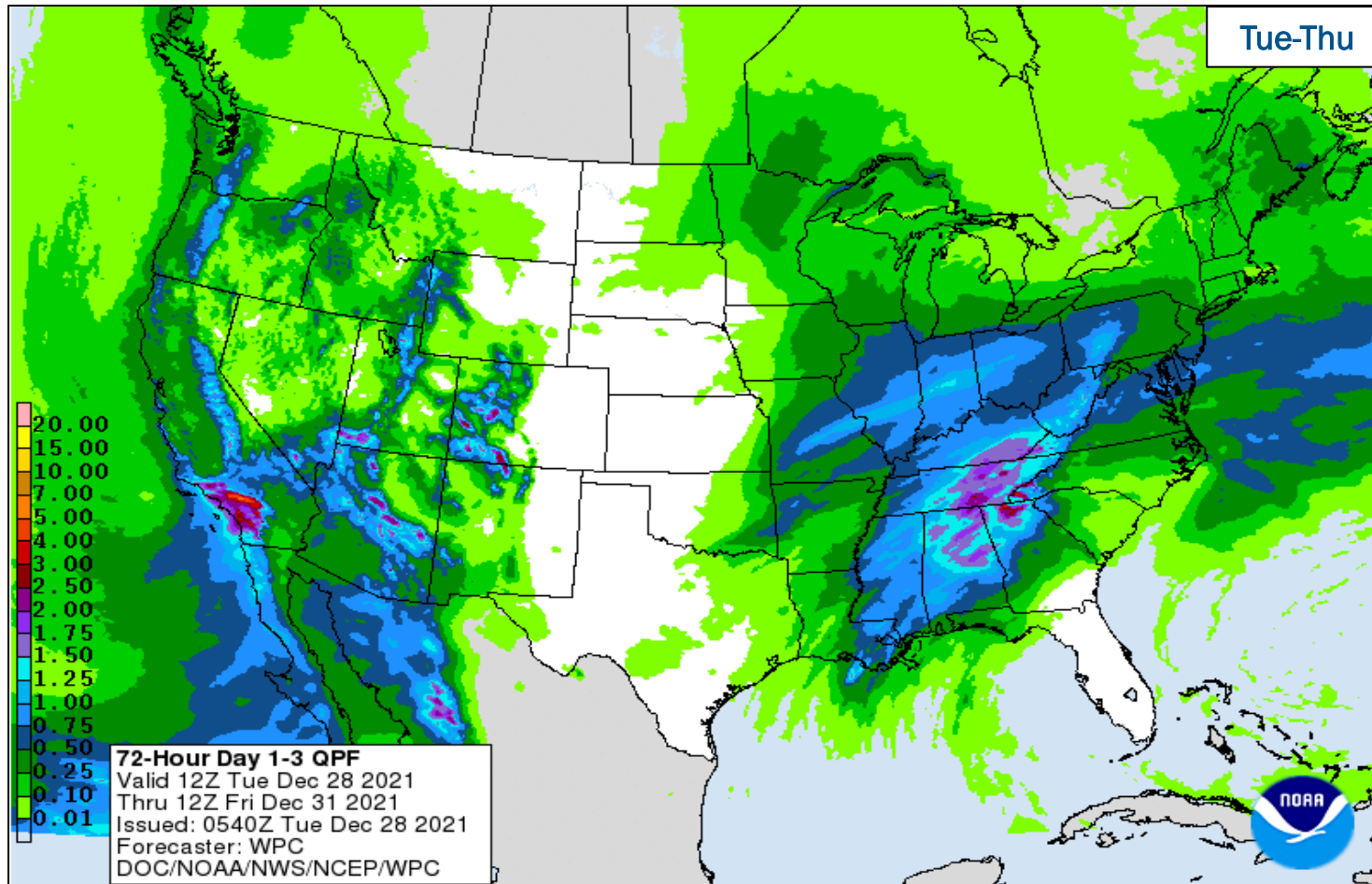
National Weather Forecast



FEMA

National Watch Center

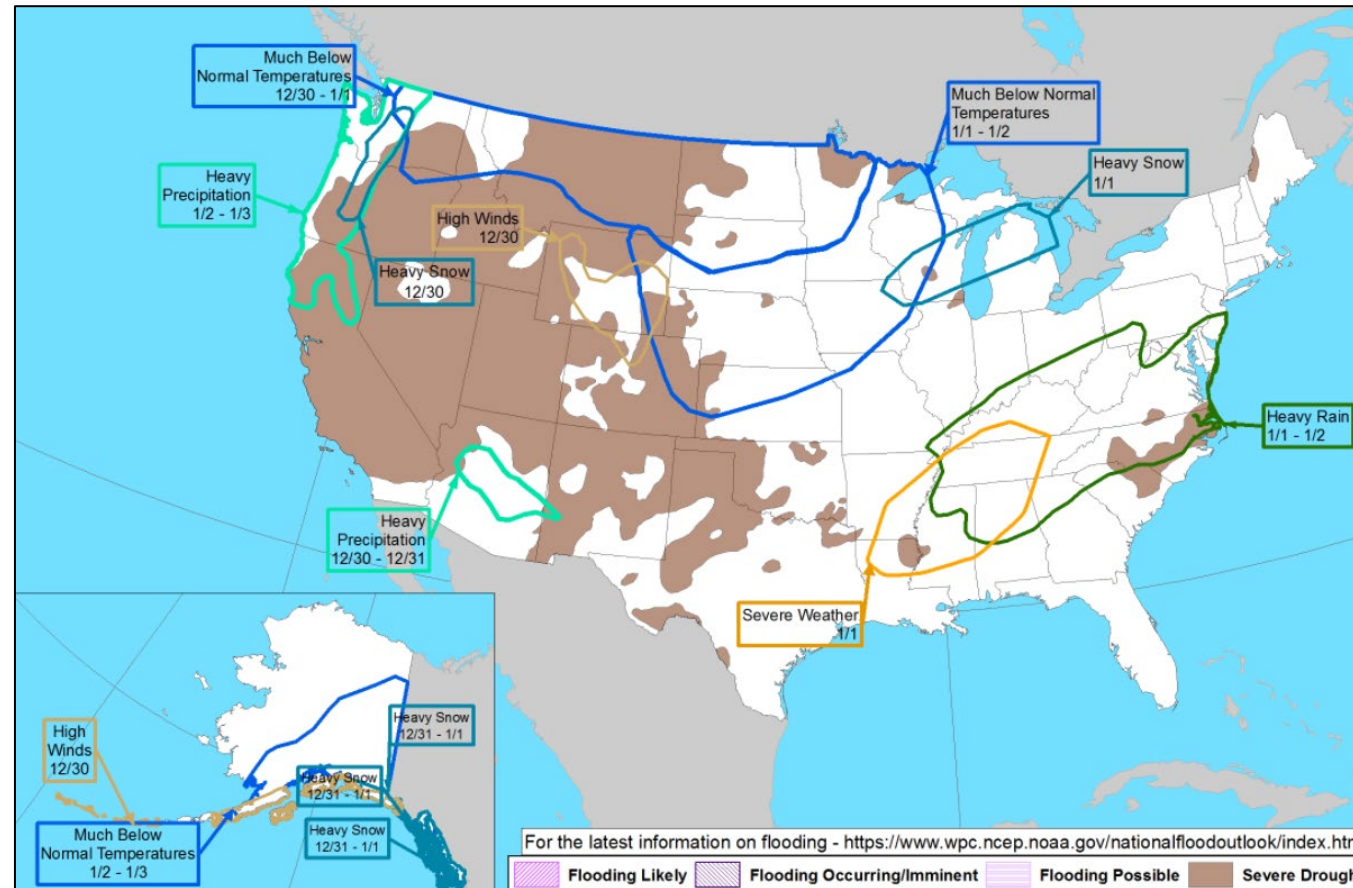
Precipitation & Excessive Rainfall



FEMA

National Watch Center

Hazards Outlook – Dec 30–Jan 3


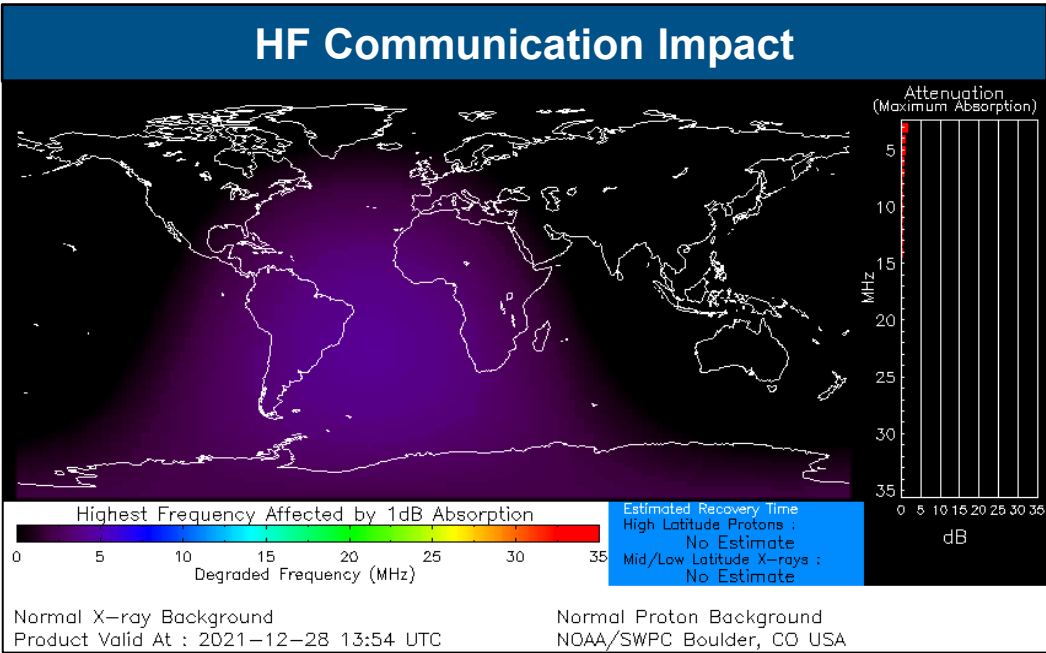


FEMA

National Watch Center

Space Weather Outlook

| | Space Weather Activity | Geomagnetic Storms | Solar Radiation | Radio Blackouts |
|---|------------------------|--------------------|-----------------|-----------------|
| Past 24 Hours | None | None | None | None |
| Next 24 Hours | None | None | None | None |
| For further information on NOAA Space Weather Scales refer to: http://www.swpc.noaa.gov/noaa-scales-explanation For further information on Sunspot Activity refer to: https://www.swpc.noaa.gov/phenomena/sunspotssolar-cycle | | | | |



FEMA

Joint Preliminary Damage Assessments

| Region | State / Location | Incident | IA | Number of Counties | | Start – End |
|--------|------------------|---|----|--------------------|----------|-------------|
| | | | PA | Requested | Complete | |
| I | ME | Coastal Storm Oct 30-31 | IA | 0 | 0 | N/A |
| | | | PA | 4 | 1 | 11/8 – TBD |
| IV | TN | Severe Storms, Straight Line Winds, and Tornadoes Dec 11 | IA | 18 | 16 | 12/21 – TBD |
| | | | PA | 14 | 0 | 12/27 – TBD |
| IX | HI | Severe Weather, Flooding, and Landslides Dec 5-8 | IA | 1 | 0 | 1/4 – TBD |
| | | | PA | 3 | 1 | 12/19 – TBD |



FEMA

Declaration Requests in Process – 1

| State / Tribe / Territory – Incident Description | Type | IA | PA | HM | Requested |
|--|------|----|----|----|-----------|
| WA – Severe Storms, Straight-Line Winds, Flooding, Landslides, and Mudslides | DR | X | X | X | Dec 17 |



FEMA

Declaration Amendments

| Declaration | Number | Issued | Action |
|-----------------|--------|--------|---|
| FEMA-4624-DR-NH | 1 | Dec 27 | Extends the incident period to Jul 29–Aug 2 |

FEMA Common Operating Picture

FEMA HQ

NWC

Monitoring

NRCC

Level III

FEMA REGIONS

Watch

Monitoring

RRCC

I Level III

II Level III

III Rostered

IV Rostered

V Alt Loc Level III

VI Rostered

VII Rostered

VIII Rostered

IX Rostered

X Level III

Notes:

NRCC & RRCCs:
(COVID-19)

RII RWC: COVID-19 Support

RV RWC: Day shift,
Monitoring/Night shift,
remote operations

RVII RWC: COVID-19
Protocols

STATE EOCs:

NJ & NY: Remnants of
Ida

PR: Earthquakes

KY & TN: Severe
Weather

WA: Storm Recovery

Major Disasters (DR): 63

Emergency Disasters (EM): 16

JFOs: 15 / VJFOs: 10

Staging Area

Declared County
(non-COVID-19 Declarations)

Fully Activated

Partially Activated

Monitoring

As of 8:00 a.m. ET December 28, 2021
Created by FEMA NWC

The map displays the contiguous United States, Alaska, and Hawaii. It uses color coding to indicate disaster status: Red for Fully Activated areas, Orange for Partially Activated areas, Green for Monitoring areas, and Grey for non-declared counties. State boundaries are shown in white. Numerous callout boxes provide details for specific Disaster Response (DR) and Emergency Management (EM) teams, including their team numbers, names, and locations. For example, DR-AK is located in Anchorage, AK, and EM-NY is located in New York City, NY. The map also shows the locations of various FEMA Regional Offices (RTOs) and National Response Teams (NRTs).

IM CADRE AVAILABILITY SUMMARY

Cadres with 25% or Less Availability

Civil Rights: 15% (17/115); Disability Integration: 20% (12/64);
External Affairs: 19% (101/525); Field Leadership: 20% (31/152);
Hazard Mitigation: 20% (271/1,372); Human Resources: 13% (25/192);
Logistics: 25% (359/1,418); Operations: 21% (80/377);
Public Assistance: 22% (594/2,658); Planning: 13% (61/453)

Team Status

US&R ≤66%

MERS >66%

FCOs ≤ Type I

IM WORKFORCE

Assigned:

28

36

58

14,360 (-3)

Unavailable:

8 (+1)

0

4

4,247 (+23)

Deployed:

0

2

42 (27 FCOR)

5,776 (-2)

Available:

20 (-1)

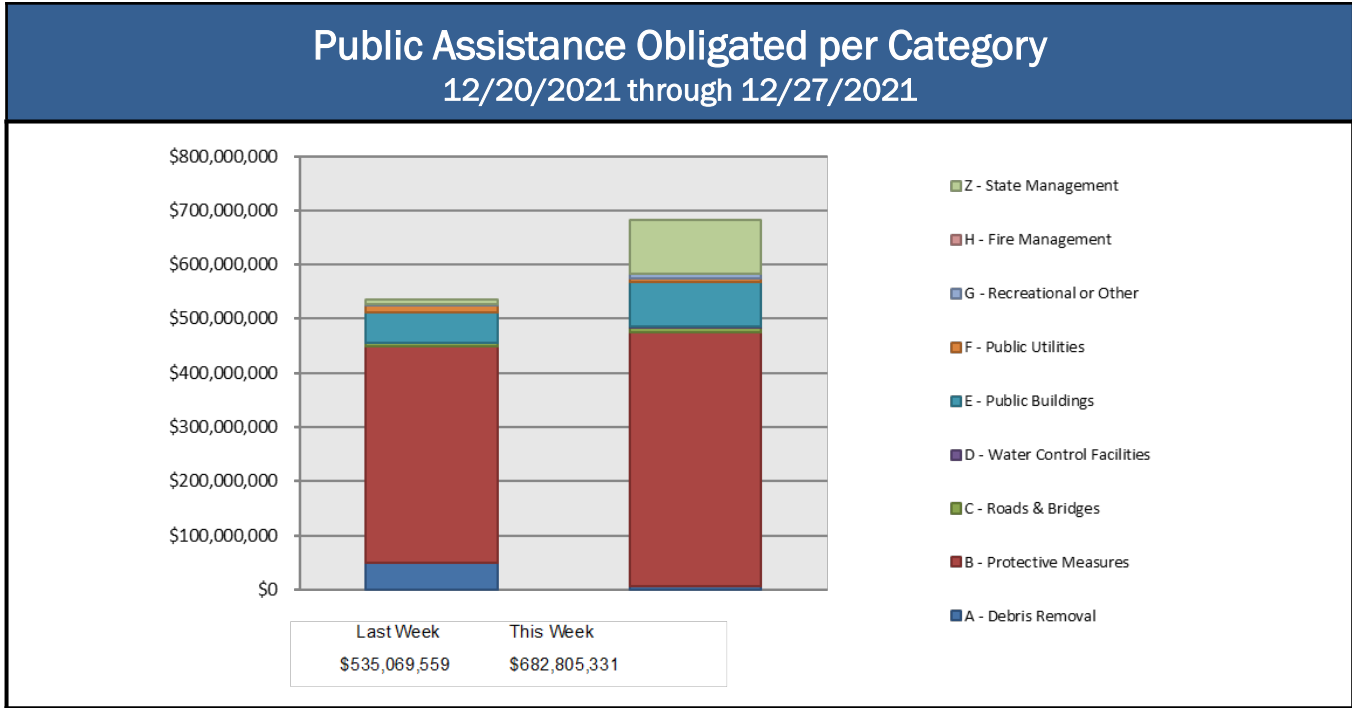
34

12

30% / 4,337 (-24)

Public Assistance Grant Program

| PA Project Worksheets Obligated in past week, as of 12/27/21 at 1500 EDT | | | | | | | | | | |
|---|--------------------|-------------------------|---------------------|------------------------------|----------------------|----------------------|---------------------------|---------------------|----------------------|------------------|
| | Emergency Work | | Permanent Work | | | | | | | |
| PA Category | A - Debris Removal | B - Protective Measures | C - Roads & Bridges | D - Water Control Facilities | E - Public Buildings | F - Public Utilities | G - Recreational or Other | H - Fire Management | Z - State Management | Total |
| Number Of PWs Obligated | 17 | 318 | 45 | 5 | 67 | 12 | 30 | 0 | 33 | 527 |
| Federal Share Obligated | \$5,907,371.39 | \$468,331,330.09 | \$8,725,273.38 | \$2,414,259.31 | \$82,969,359.80 | \$5,319,035.63 | \$10,482,360.49 | \$0 | \$98,656,340.74 | \$682,805,330.83 |



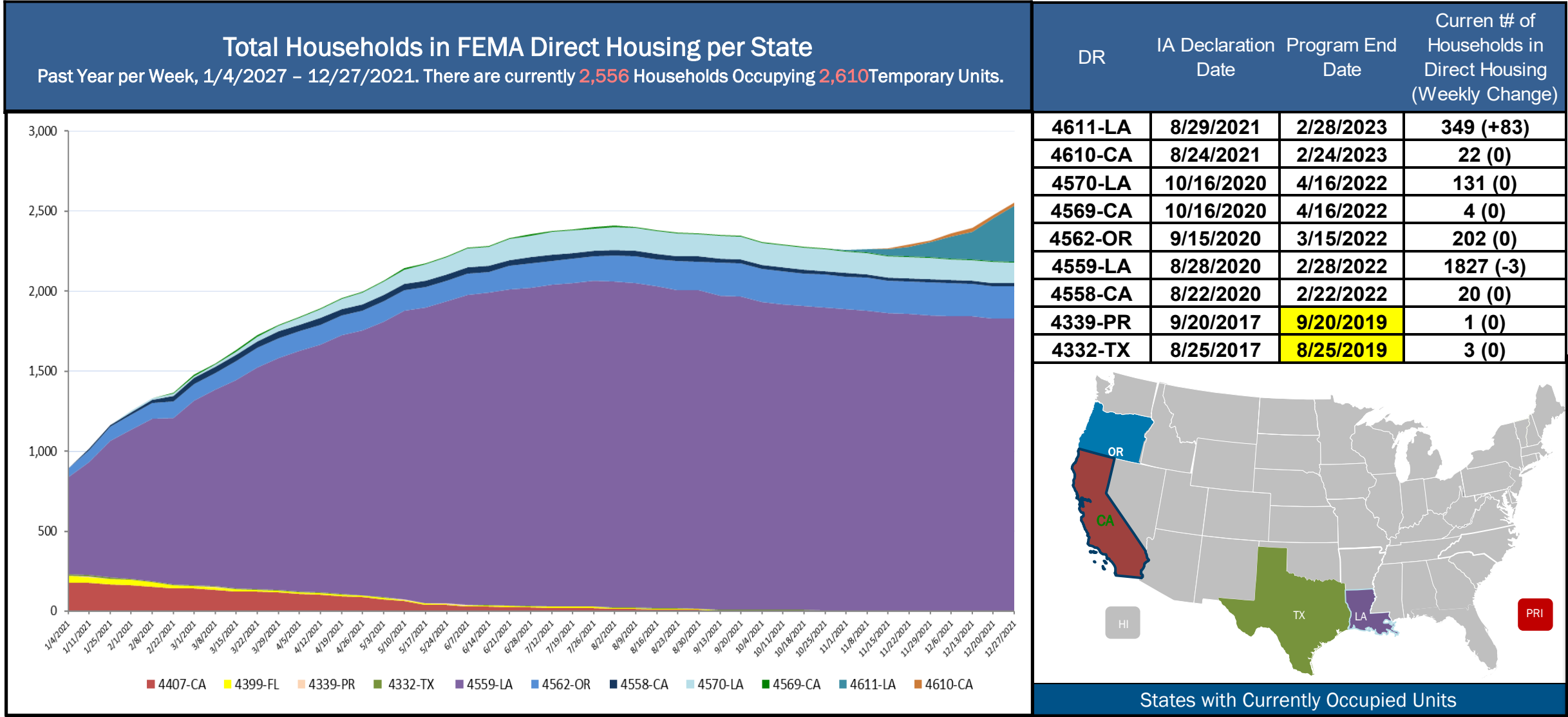
COVID-19 Obligated
as of 12/27/2021

- Total Public Assistance Obligated: \$35,510,170,645

This Week's PA Highlights

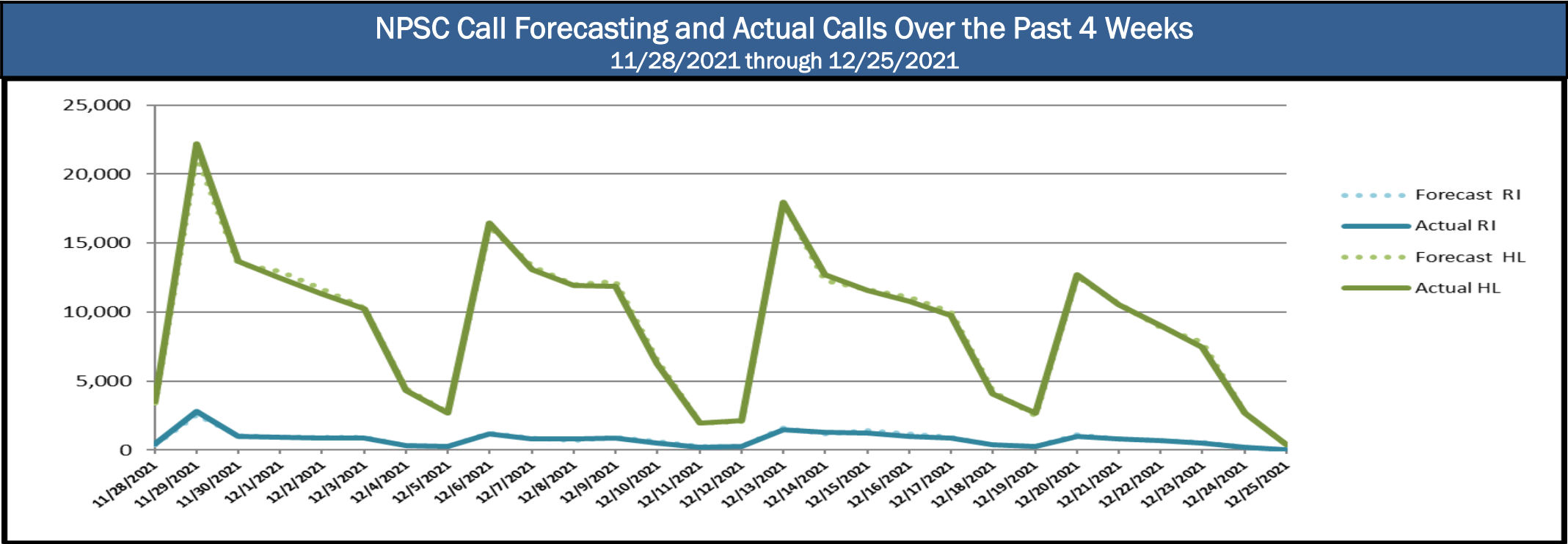
- In 4487-NC
\$ 112 Million obligated for Category B- Protective Measures
- In 4339-PR
\$ 88 Million obligated for Category Z- State Management
- In 4482-CA
\$ 88 Million obligated for Category B- Protective Measures

Direct Housing



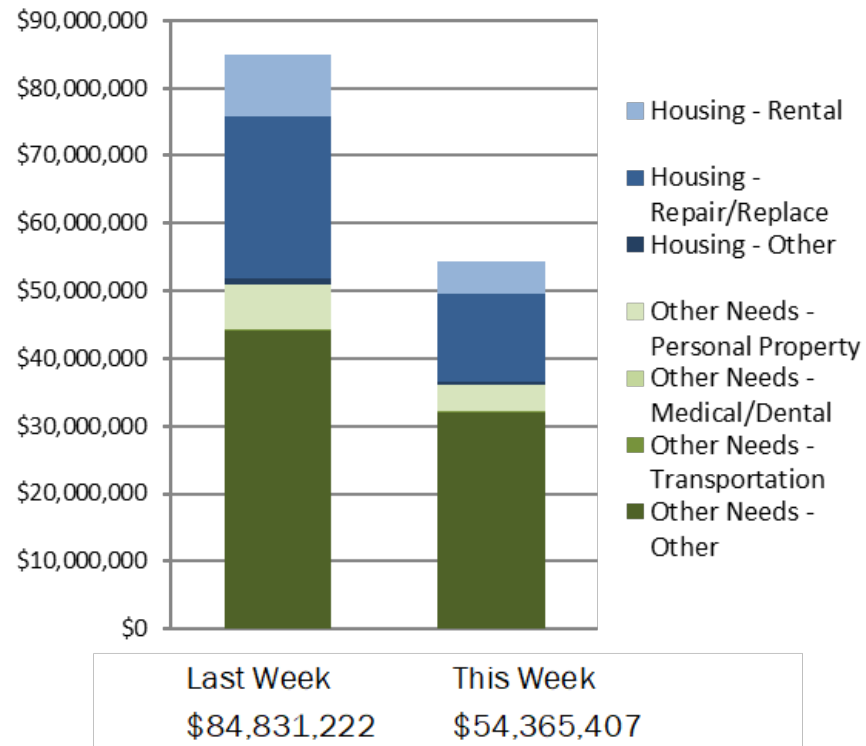
NPSC Call Activity

| NPSC Call Activity in the Past Week | | |
|-------------------------------------|-----------------|--------------|
| 12/19/2021 through 12/25/2021 | | |
| Call Type | Projected Calls | Actual Calls |
| Registration Intake: | 3,724 | 3,535 |
| Helpline: | 45,518 | 45,489 |
| Combined: | 49,242 | 49,024 |



Individual Assistance Activity

IHP Approved per Category in the Past
2 Weeks – 12/13/2021 through 12/27/2021





FEMA

Helping people before, during, and after disasters.



Scan to subscribe to this briefing.