

The Disaster Center is dedicated to the idea that disaster mitigation is cost effective and individuals pursuing their own interest are the greatest potential force for disaster reduction.

Please consider making a small donation to the Disaster Center



When disaster mitigation is cost effective, we are on the road to bringing disasters to an end.



FEMA

Daily Operations Briefing

Sunday, December 29, 2019

8:30 a.m. EST

National Current Operations & Monitoring



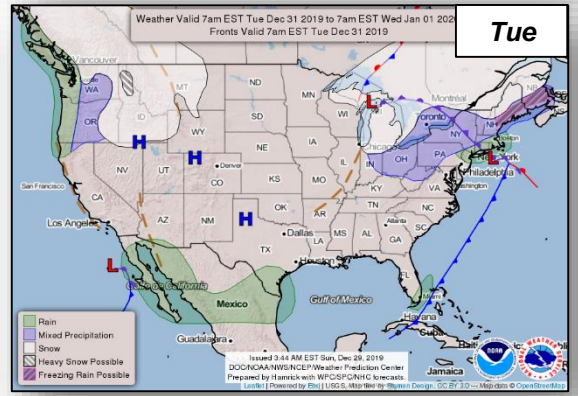
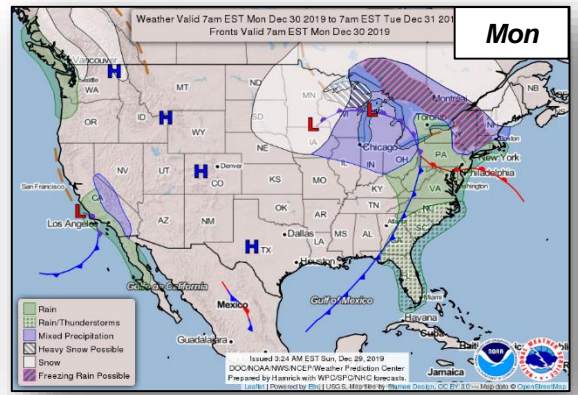
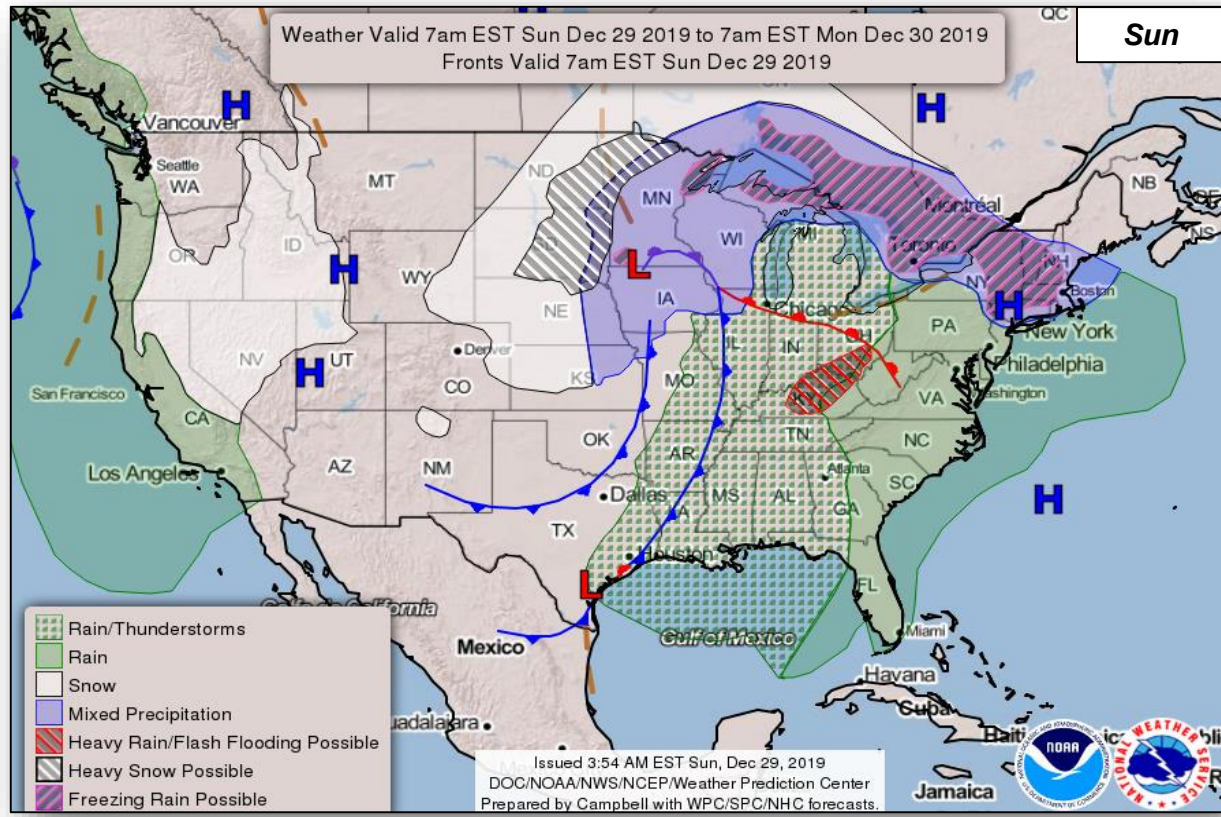
FEMA

Significant Incidents or Threats:

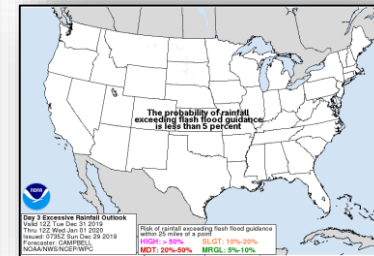
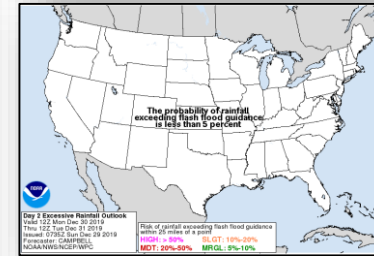
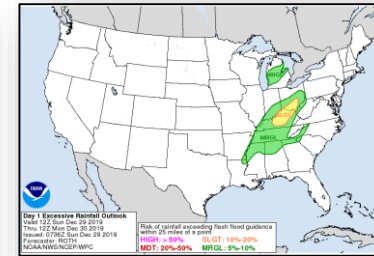
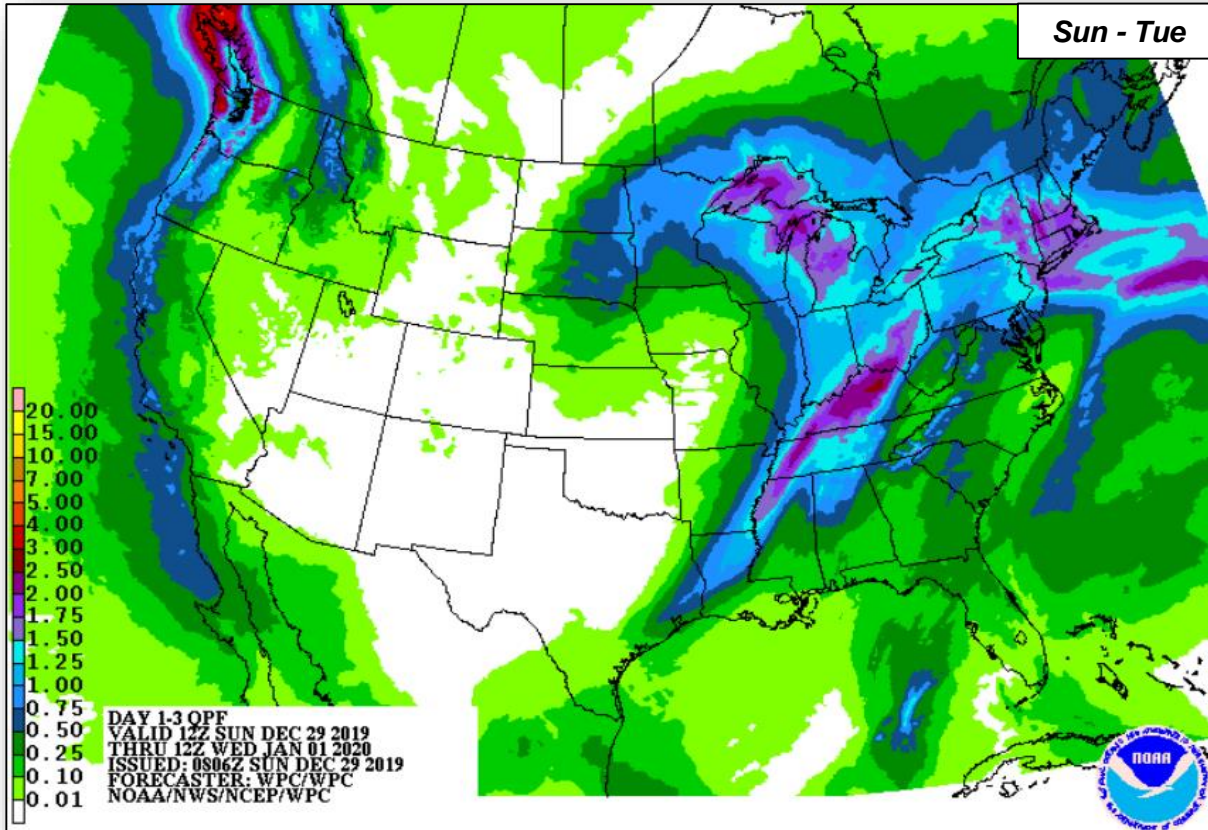
- Major Winter Storm – Northern/Central Plains to the Upper Mississippi Valley and Upper Great Lakes
- Freezing Rain – New York into central New England
- Severe Thunderstorms – Lower Mississippi and Tennessee/Ohio valleys to the Southern Appalachians
- Heavy Rain and Flash Flooding – Tennessee and Ohio valleys

Declaration Activity: None

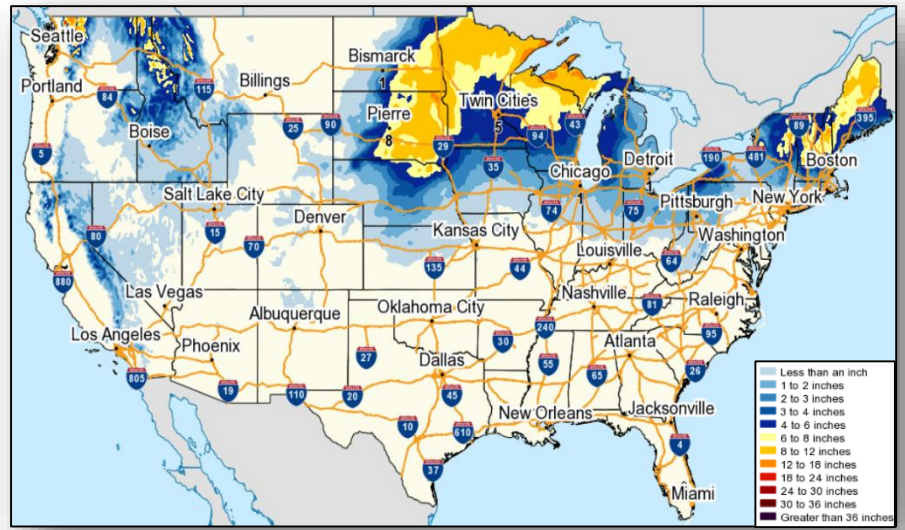
National Weather Forecast



Precipitation & Excessive Rainfall



Winter Precipitation Outlook

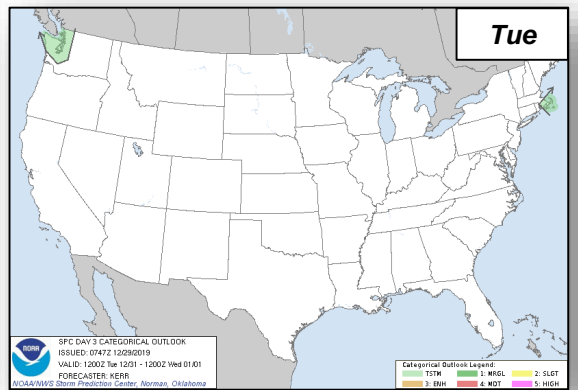
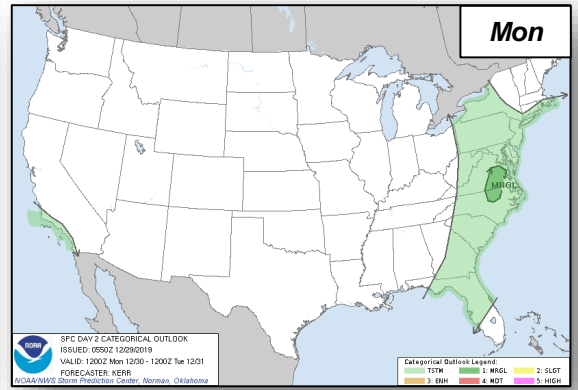
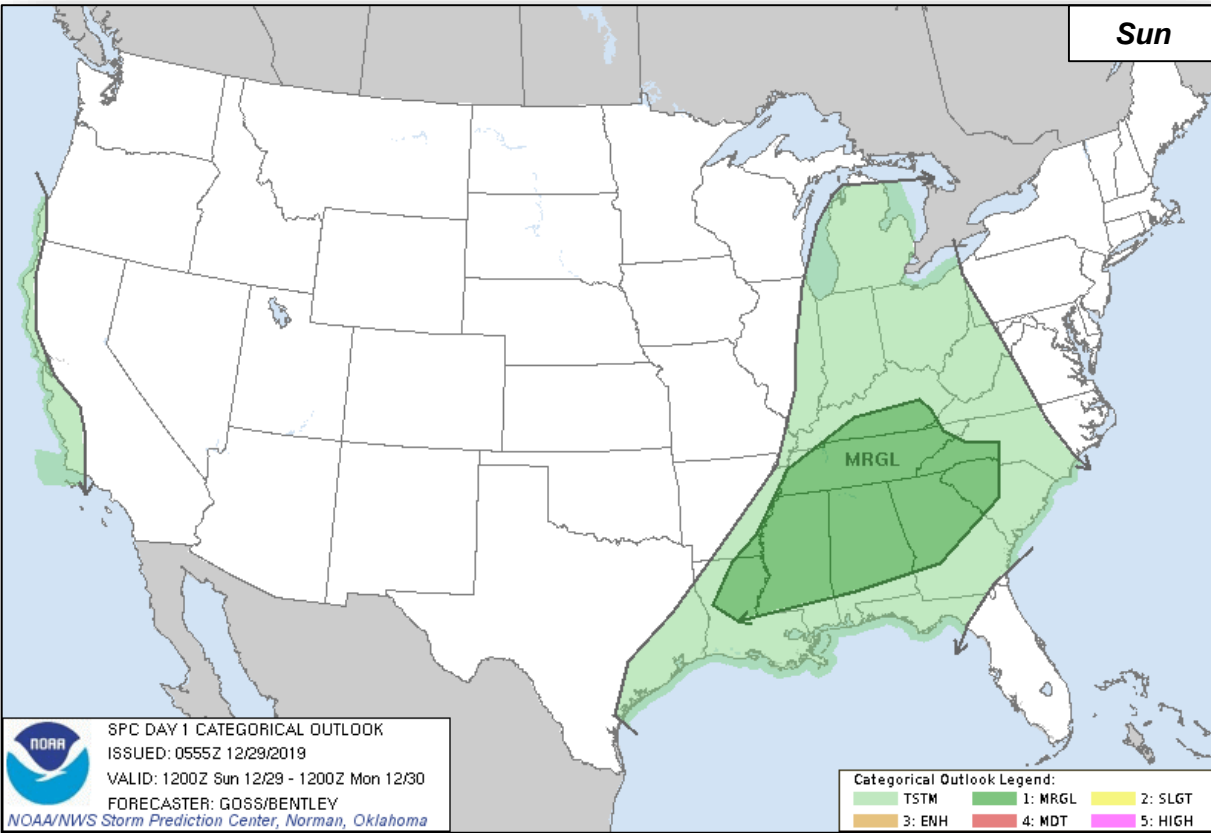


Forecast Snowfall



Forecast Ice Accumulation

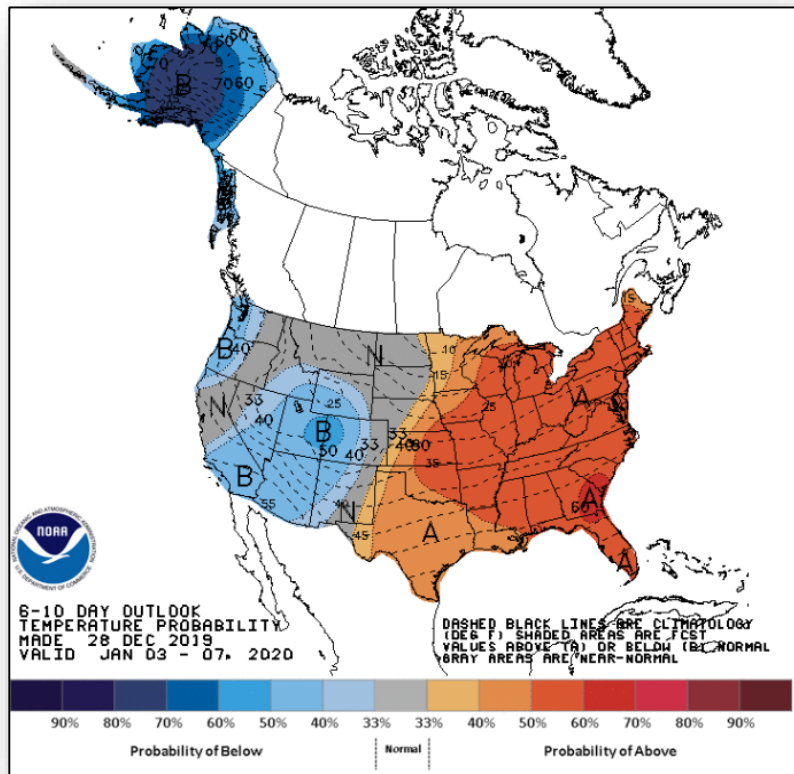
Severe Weather Outlook



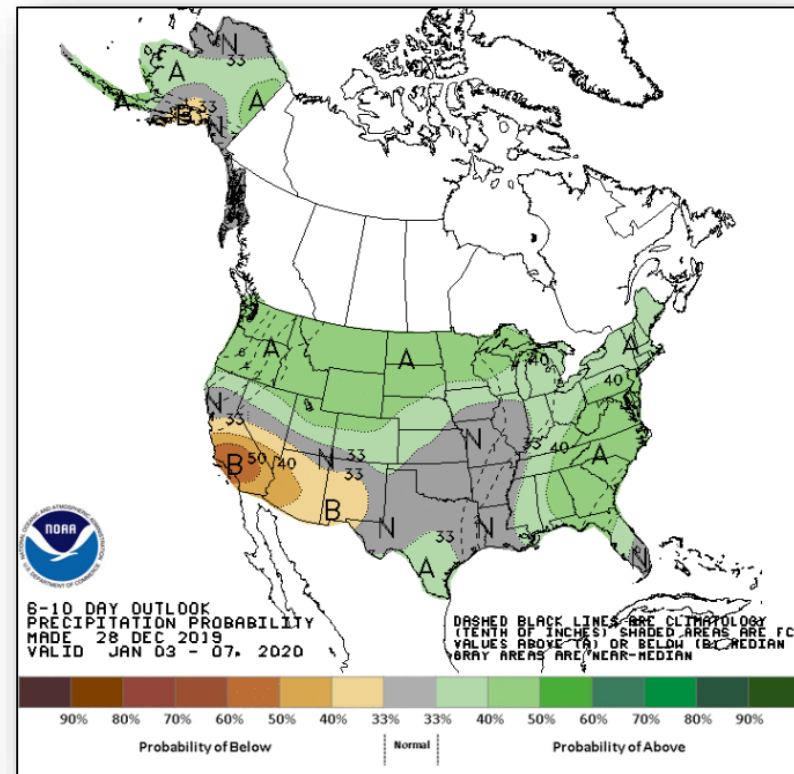
Long Range Outlooks – Jan 3-7



FEMA



6-10 Day Temperature Probability



6-10 Day Precipitation Probability

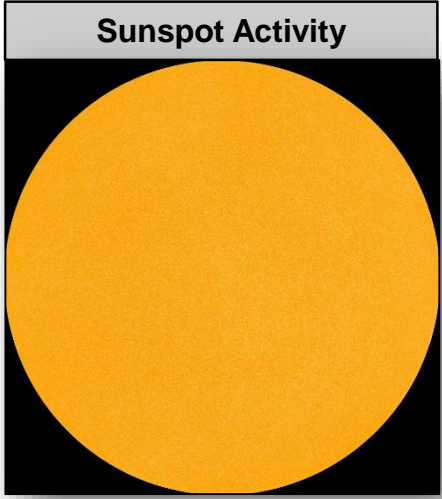

Space Weather



FEMA

	Space Weather Activity	Geomagnetic Storms	Solar Radiation	Radio Blackouts
Past 24 Hours	None	None	None	None
Next 24 Hours	None	None	None	None

For further information on NOAA Space Weather Scales refer to: <http://www.swpc.noaa.gov/noaa-scales-explanation>



Declaration Requests in Process – 5



FEMA

State / Tribe / Territory – Incident Description	Type	IA	PA	HM	Requested
AK – Swan Lake Fire	DR		X	X	Nov 25
NE – Severe storms, Tornados, Straight-line, Winds and Flooding (APPEAL)	DR	X	X	X	Oct 21/Dec 4
ND – Flooding	DR		X	X	Dec 13
AR – Severe Storm, Straight-line Winds, and a Tornado	DR		X	X	Dec 18
VT – Severe Storm and Flooding	DR	X	X	X	Dec 20

FEMA Common Operating Picture



FEMA

FEMA HQ	
NWC	NRCC
Monitoring	Blue

FEMA REGIONS

WATCH	RRCC	
Monitoring	I	Rostered
Monitoring	II	Rostered
Monitoring	III	Rostered
Monitoring	IV	Rostered
Monitoring	V	Rostered
Monitoring	VI	Rostered
Monitoring	VII	Rostered
Monitoring	VIII	Rostered
Monitoring	IX	Rostered
Monitoring	X	Rostered

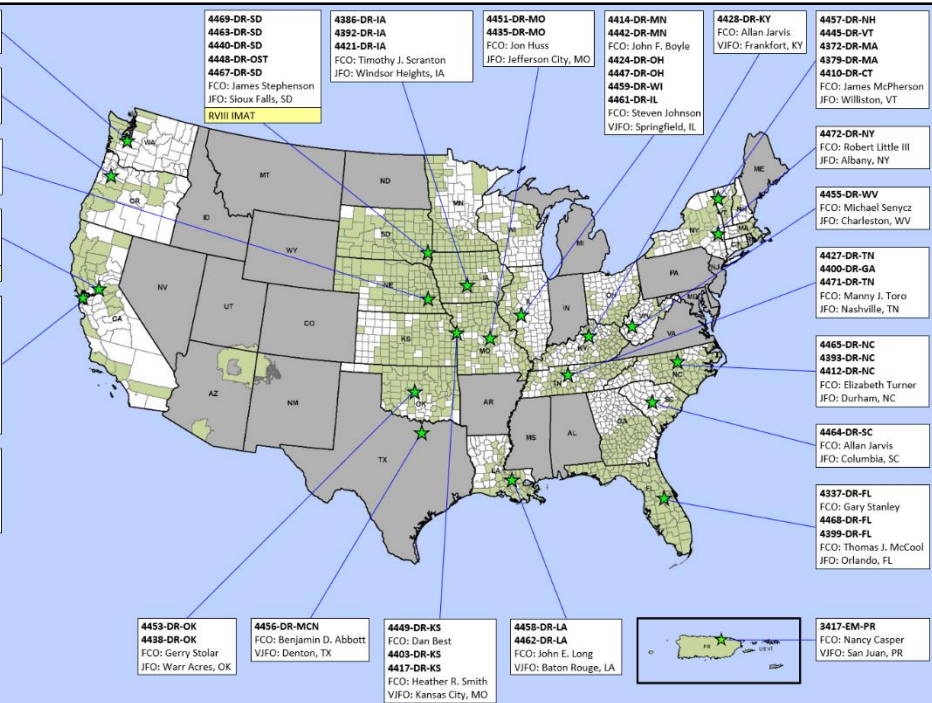
Notes:

AS: Measles Outbreak

- Major Disasters (DR): 57
- Emergency Disasters (EM): 3
- JFOs: 16 / VJFOs: 7
- Staging Area
- Declared County
- Fully Activated
- Partially Activated
- Monitoring



- 4418-DR-WA
FCO: Willie G. Nunn
JFO: Camp Murray, WA
- 4432-DR-OR
4452-DR-OR
FCO: Dolph A. Diemont
JFO: Salem, OR
- 4420-DR-NE
4446-DR-PTN
FCO: C. Johnson-Cage
JFO: Lincoln, NE
- 4382-DR-CA
4407-DR-CA
FCO: David G. Samaniego
JFO: Sacramento, CA
R1X IMAT-1, IMAT-2
- 4409-DR-TON
FCO: Mark Wingate
- 4422-DR-LBLU
- 4423-DR-CBI
- 4425-DR-SBLI
- 4481-DR-CA
- 4484-DR-CA
- 4486-DR-NN
FCO: Bern. Ruiz
VJFO: Oakland, CA
- 4483-DR-GU
FCO: Tracy Haynes
- 3424-EM-CNMI
- 3425-EM-CNMI
FCO: Teresa Serrata
JFO: Saipan, MP



N-IMATs	
3 Teams	
Red	
Blue	
Gold	
R-IMATs	
≥ 7 Teams	
I	1
II	
III	
IV-1	
IV-2	3
V	2
VI-1	
VI-2	
VII	
VIII	SD
IX-1	CA
IX-2	CA
X	
FMC	PMC
NMC	Deployed

Team:	US&R	MERS	FCOs	FDRCs	IM WORKFORCE
Status	>66%	>66%	≤ 1 Type I	≥3	
Assigned:	28	36	42	11	13,846 (NC)
Unavailable:	0	0	5	1	4,492 ▼
Deployed:	0	0	29	7	4,564 ▲
Available:	28	36	8	3	4,790 / 35% ▲

IM CADRE AVAILABILITY SUMMARY	
Cadres with 25% or Less Availability	
EHP 15% (89/594); FL 20% (31/158); HM 24% (295/1,214); PA 13% (366/2,884); SEC 20% (27/134)	



FEMA

FEMA's mission is helping people before, during, and after disasters.

Click [here](#) to subscribe to this briefing.