

The Disaster Center is dedicated to the idea that disaster mitigation is cost effective and individuals pursuing their own interest are the greatest potential force for disaster reduction.

Please consider making a small donation to the Disaster Center



When disaster mitigation is cost effective, we are on the road to bringing disasters to an end.



# FEMA

## Daily Operations Briefing

Tuesday, March 12, 2019

8:30 a.m. EDT

# Significant Activity – Mar 11-12



FEMA

**Significant Events:** None

**Tropical Activity:** No activity affecting U.S. interests

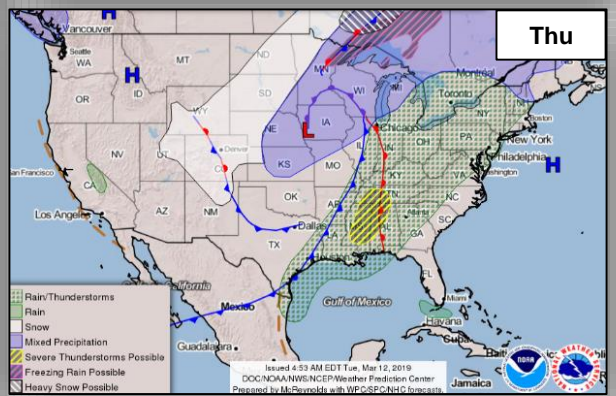
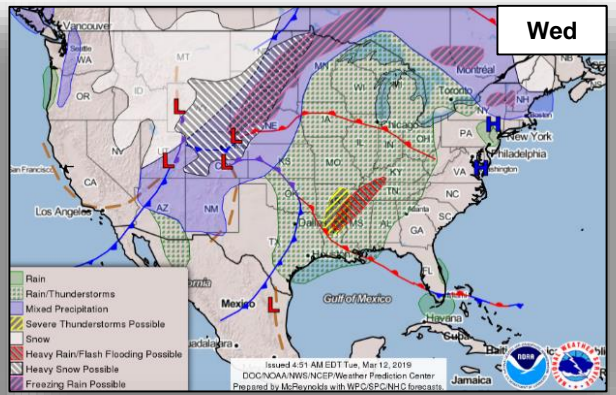
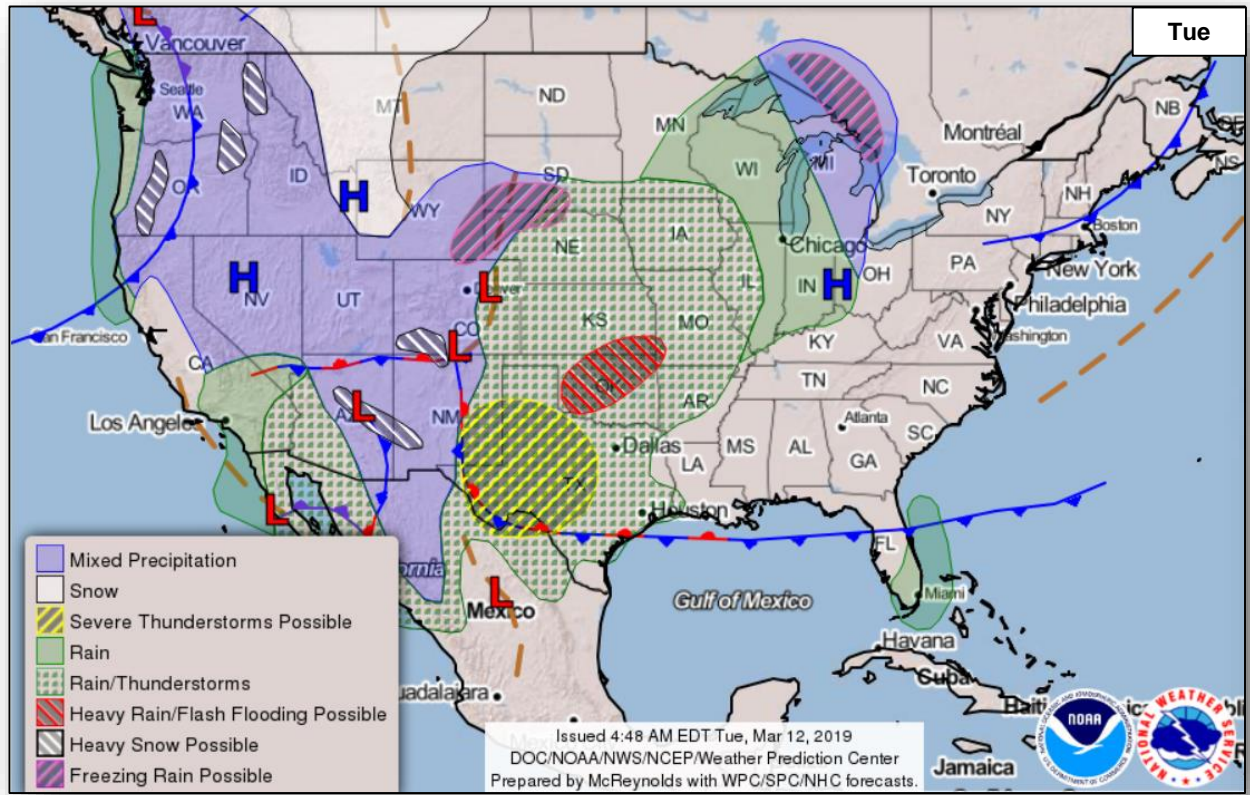
**Significant Weather:**

- Severe thunderstorms possible – Southern Plains
- Flash flooding possible – Southern and Central Plains
- Freezing rain possible – Central and Northern Plains
- Heavy snow possible – Pacific Northwest to Northern Intermountain; Central Rockies; Southwest

**Declaration Activity:**

- Major Disaster Declaration Request – La Jolla Band of Luiseno Indians
- Amendment No. 3 to FEMA-4404-DR-CNMI

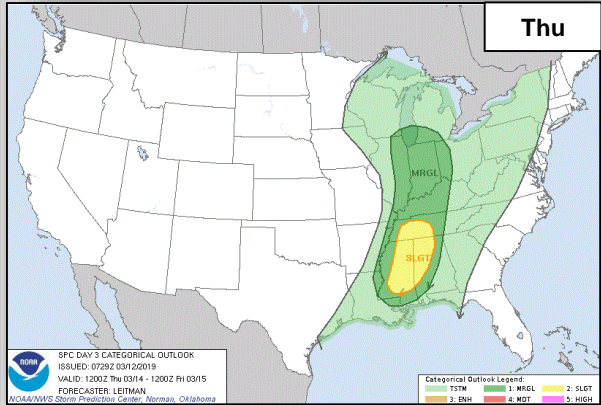
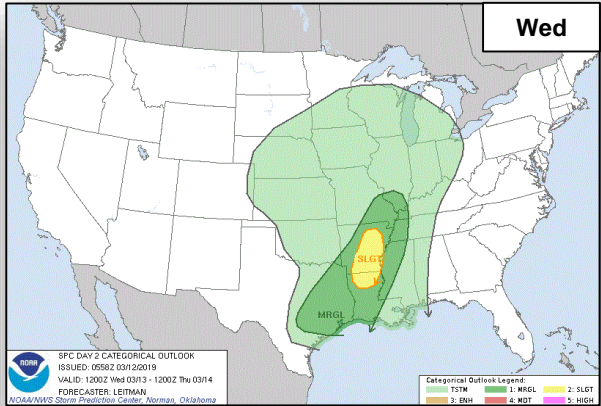
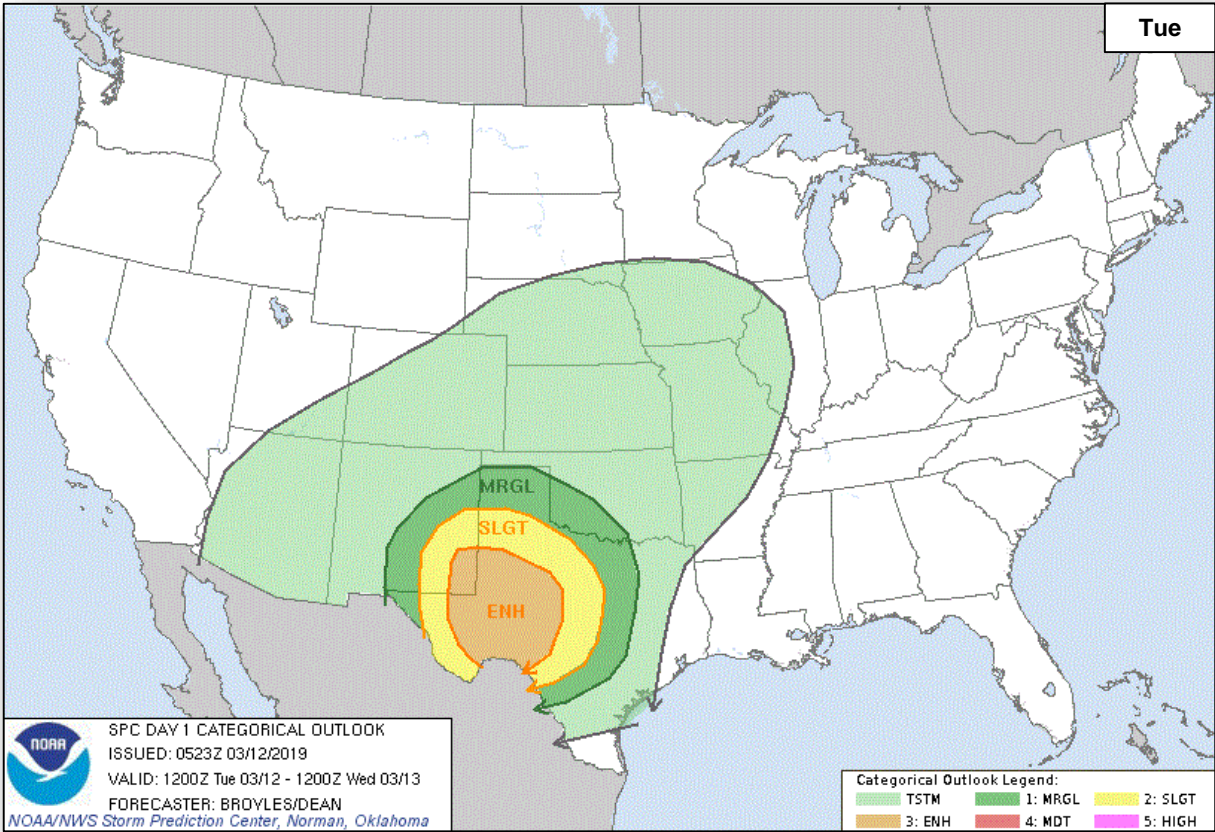
# National Weather Forecast



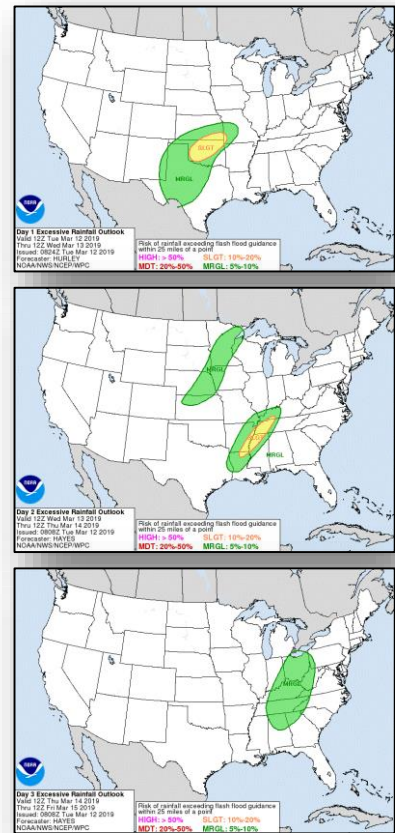
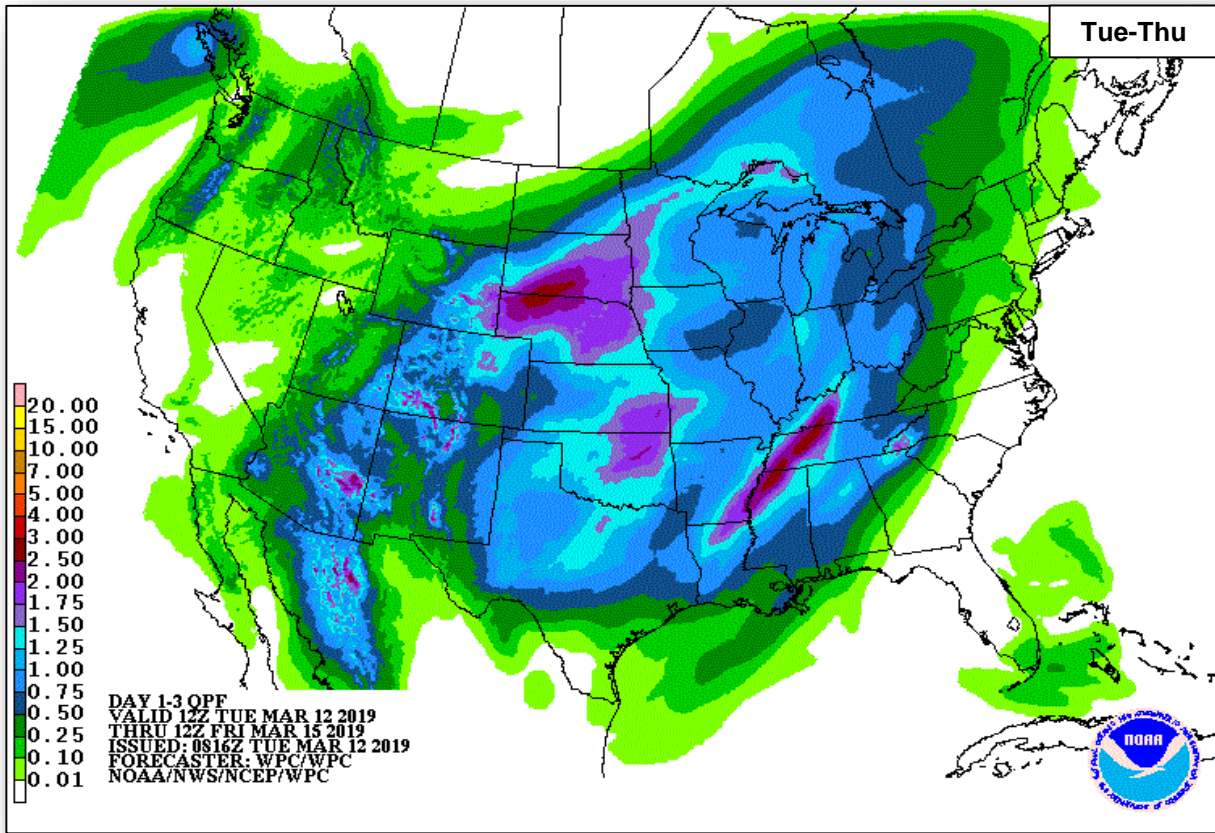
# Severe Weather Outlook



FEMA



# Precipitation Forecast



Tue

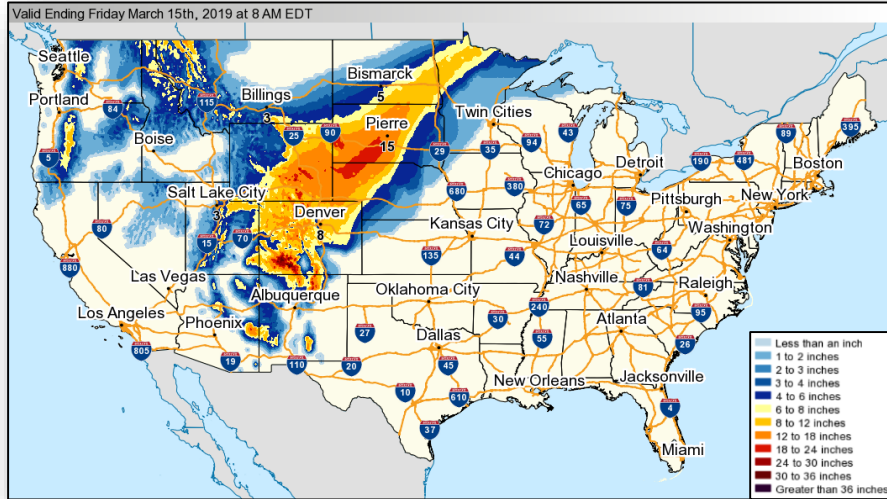
Wed

Thu

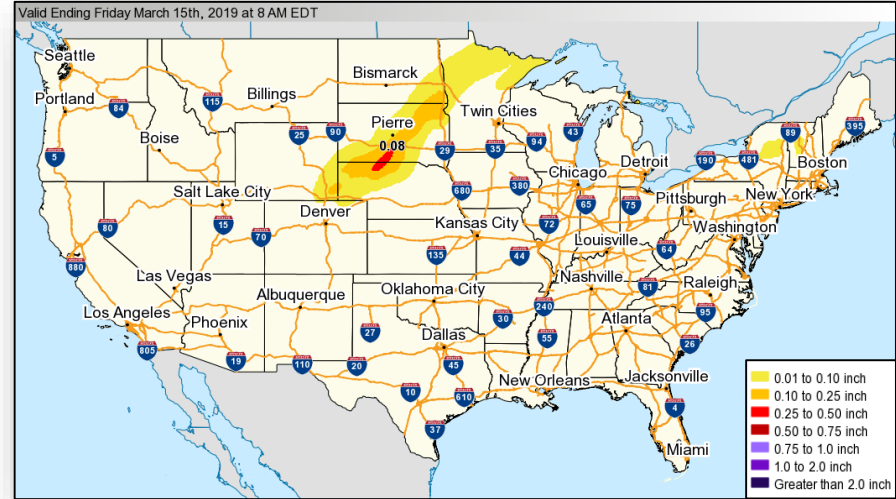
# Winter Precipitation Outlook



FEMA



***Forecast Snowfall***



***Forecast Ice Accumulation***

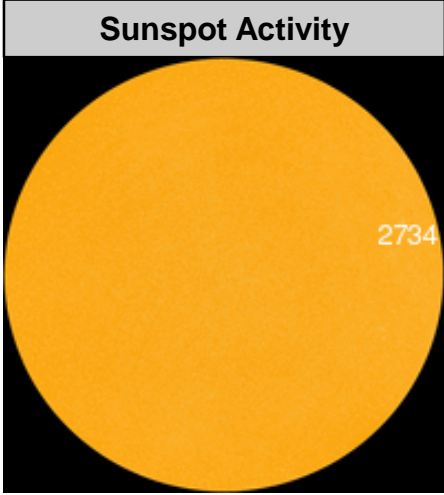

# Space Weather



FEMA

	Space Weather Activity	Geomagnetic Storms	Solar Radiation	Radio Blackouts
Past 24 Hours	None	None	None	None
Next 24 Hours	None	None	None	None

For further information on NOAA Space Weather Scales refer to: <http://www.swpc.noaa.gov/noaa-scales-explanation>





# Joint Preliminary Damage Assessments



FEMA

Region	State / Location	Event	IA / PA	Number of Counties		Start – End
				Requested	Completed	
IV	KY	Severe Weather and Flooding February 6, 2019	IA	0	0	N/A
			PA	43	0	3/11 – TBD
	MS	Severe Weather and Flooding February 22, 2019	IA	1	0	3/12 – TBD
			PA	7	0	3/12 – TBD
	TN	Severe Weather and Flooding February 6, 2019	IA	7	0	3/12 – TBD
			PA	54	0	3/12 – TBD
V	OH	Flooding and Severe Storms February 5-13, 2019	IA	0	0	N/A
			PA	20	0	3/11 – TBD
IX	CA	Winter Storms January 31, 2019 and continuing	IA	2	1	3/5 – TBD
			PA	25	13	3/5 – TBD
	Soboba Band of Luiseno Indians	Winter Storms January 31, 2019	IA	0	0	N/A
			PA	1	0	3/12 – TBD
	Iipay Nation of Santa Ysabel	Winter Storms January 31, 2019	IA	0	0	N/A
			PA	1	0	3/14 – TBD

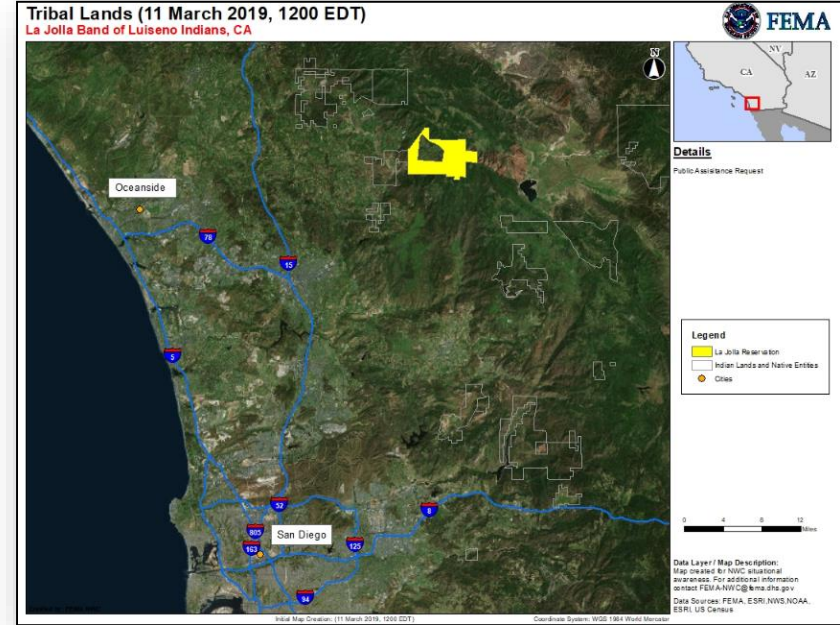
# Declaration Request



FEMA

## La Jolla Band of Luiseno Indians

- On March 8, 2019, the Chairman requested a Major Disaster Declaration for the La Jolla Band of Luiseno Indians
- For severe storms, flooding, landslides, and mudslides during the period of February 14-15, 2019
- Requesting:
  - Public Assistance
  - Hazard Mitigation



■ PA

# Disaster Requests & Declarations



**FEMA**

Declaration Requests in Process					Requests APPROVED (since last report)	Requests DENIED (since last report)
1	IA	PA	HM	Date Requested	0	0
La Jolla Band of Luiseno Indians - DR Severe Storms, Flooding, Landslides and Mudslides		X	X	March 8, 2019		

# Disaster Amendments



FEMA

Amendment	Date Issued	Action
Amendment No. 3 to FEMA-4404-DR-CNMI	February 25, 2019	Amends cost-sharing arrangements

# Readiness – Deployable Teams and Assets



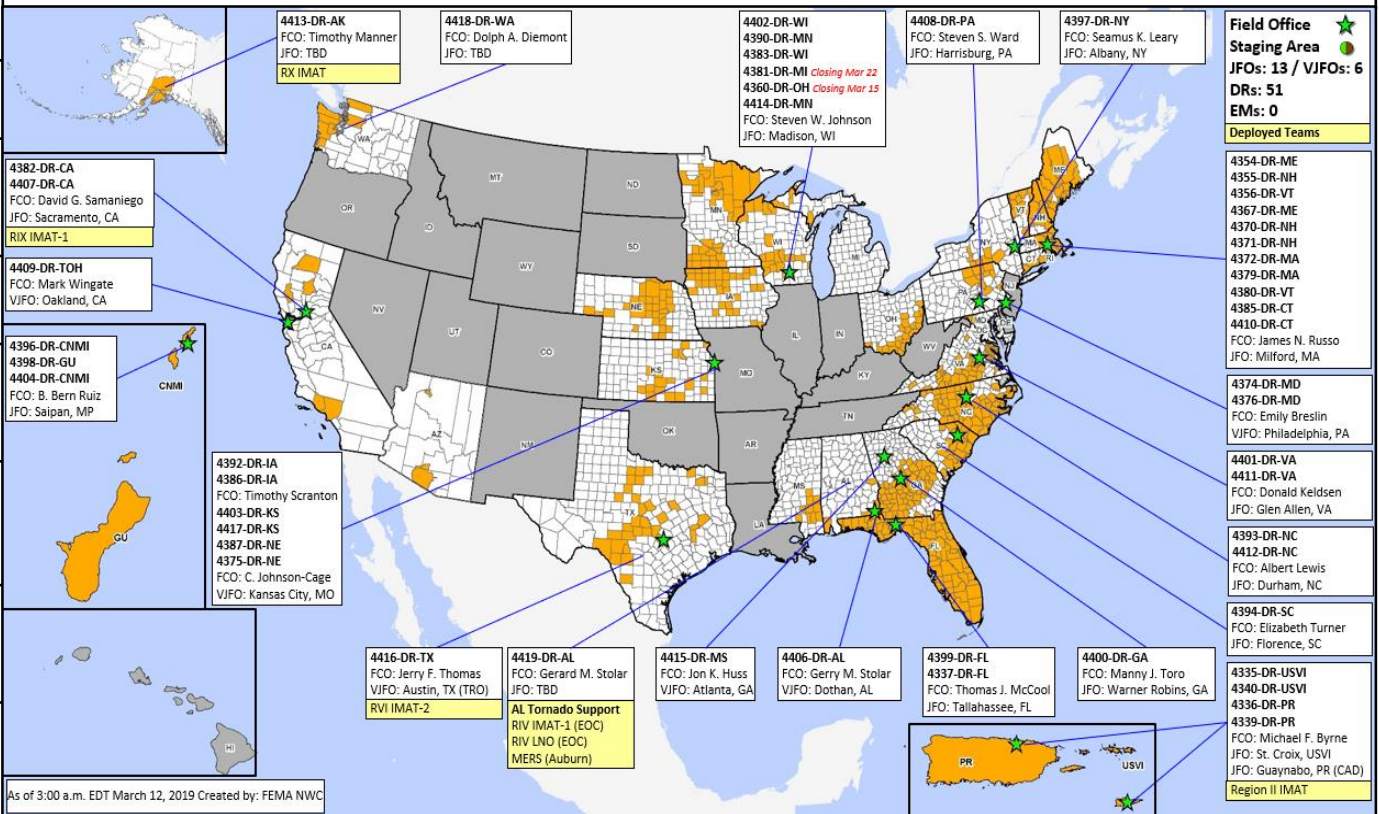
FEMA

## National and Regional Resources

<b>IM Workforce</b>	Strength: ▼ 12,922
	Available: ▼ 3,949 / 31%
	Other: 3,376
	Deployed: ▲ 5,597
<b>N-IMAT</b>	East: Available
	West: Available
	Crisis: Available
<b>Regional IMAT</b> (4-6 Teams)	Assigned: 13
	Available: 6 (+1)
	PMC / NMC: 3
	Deployed: 4 (-1)
<b>N-ISB Teams</b> (3 Teams)	Team A: Available
	Team B: Available
	Team C: Available
<b>US&amp;R</b> (>66%)	Assigned: 28
	Available: 27
	Deployed: 0
<b>MERS</b> (>66%)	Assigned: 36
	Available: 34
	Deployed: 2
<b>FCO</b> (=3 Type I)	Assigned: 29
	Available: 6 (+1)
	Deployed: 23
<b>FDRC</b> (≥3)	Assigned: 12
	Available: 4
	Deployed: 8

## Cadres with 25% or Less Availability

EHP 8% (35/455); ER 21% (12/57); FL 16% (26/160); HM 23% (250/1,090); LOG 22% (291/1,334); PA 6% (128/2,153); PLAN 24% (90/374); SAF 15% (8/55)



# FEMA Readiness – Activation Teams



**FEMA**

Status		Activated Team	Activation Level	Activation Times	Reason / Comments
<b>NWC</b> (5 Teams)	Steady State				
<b>NRCC</b> (2 Teams)	Available				Primary – Gold Team
<b>HLT</b>	Available				
<b>RWC / MOCs</b> (10 Regions)	Available				
<b>RRCCs</b> (10 Regions)	Available				

Backup Regions: **VIII, IX, and VI**



# FEMA

**FEMA's mission is helping people before, during, and after disasters.**

Click [here](#) to subscribe to this briefing.