

The Disaster Center is dedicated to the idea that disaster mitigation is cost effective and individuals pursuing their own interest are the greatest potential force for disaster reduction.

Please consider making a small donation to the Disaster Center



When disaster mitigation is cost effective, we are on the road to bringing disasters to an end.



FEMA

Daily Operations Briefing

Tuesday, March 19, 2019

8:30 a.m. EDT

Significant Activity – Mar 18-19



FEMA

Significant Events: Flooding – Central U.S.

Tropical Activity: No activity affecting U.S. interests

Significant Weather:

- Rain/thunderstorms – CA; southern TX; FL

Declaration Activity:

- Request for Cahuilla Band of Indians
- Amendment #8 for FEMA-4399-DR-FL

Flooding – Central U.S.



FEMA

Current Situation

Major to historic river flooding continues across parts of the Missouri and Mississippi River basins where heavy rainfall last week caused rapid snow melt. Ice jams and levee overtopping remain a concern. **NE rivers have crested or are expected to crest in 24-48 hours.** The Missouri River system is expected to reach peak flow by Tuesday. Rivers/tributaries continue to improve across the region although major to moderate flooding will continue into next week. **Flooding concerns remain as water recedes but warmer weather may add snowmelt.**

Lifeline Impacts

Safety and Security

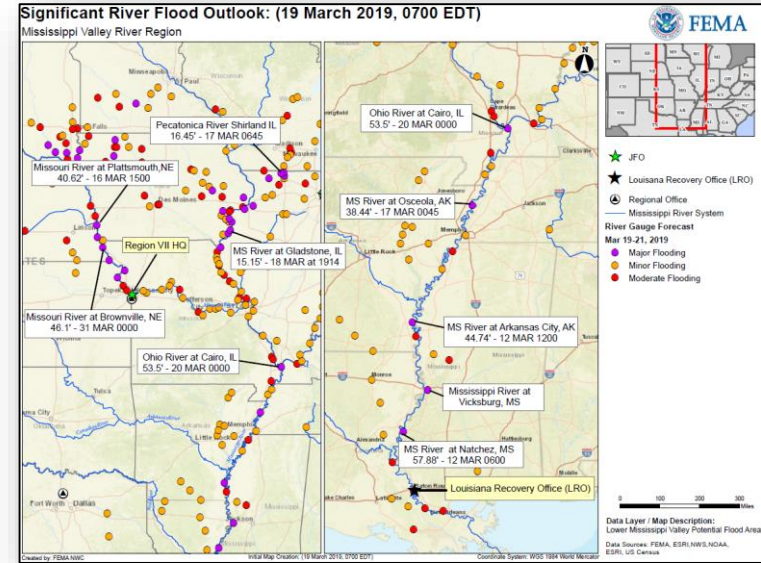
- NE: **All levees south of Decatur have failed or overtopped**; water is receding around Arlington (Washington County); USACE reducing Gavin's Point Dam discharge rate to lessen impacts downstream
 - **Majority of these impacts are limited to agricultural areas and road closures**
- MO: Multiple levees in Atchison and Holt counties have been breached or overtopped
- IA: Significant damage expected to the Joe Reisner Dam in Humboldt County due to ice jams; 3 levees on Missouri River have breached

Food, Water, and Sheltering

- Mandatory and voluntary evacuations ongoing
- Shelters: NE – 8 with 475 occupants; IA - 4 with 31 occupants (ARC Midnight Shelter Count as of 6:57 a.m.)
- NE: 42 wastewater treatment facilities remain non-operational

Health and Medical

- Confirmed fatalities: 2 in NE, 1 in IA
- NE: Pender Community Hospital (Thurston County) is inoperable and evacuated
- IA: Nursing home in Blackhawk County may evacuate due to rising waters



Flooding – Central U.S.



FEMA

Energy

- NE: Cooper Nuclear Power Station remains operational; [water levels receding](#)
- Minimal power outages throughout impacted area

Transportation

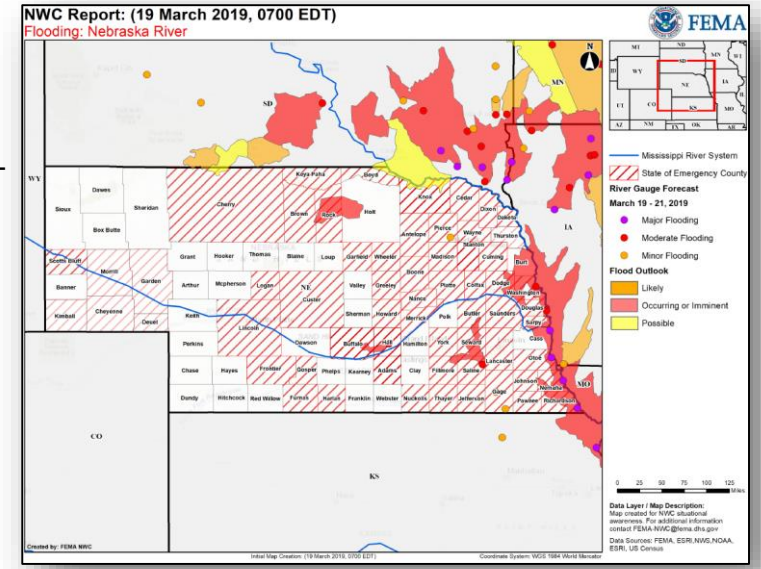
- NE: 51 state highways closed; [Routes to Fremont are now open.](#)
- IA: Most road closures centered around Council Bluffs, Nebraska City, and Davenport; I-29 along the MO river closed in multiple locations
- MO: I-29 closed at Rockport (Atchison County); minor roads and state highways are beginning to close

Hazardous Materials

- NE: 36 wastewater treatment plants discharging raw sewage into the Platte & Missouri Rivers to maintain operations
- NE: Multiple propane tanks loose and floating in the rivers;
- NE: Offutt AFB reporting a 46,000 gallon diesel tank leaking; amount of release and impact unknown
 - Minimal health impacts are expected

State / Local Response

- Activated State EOCs:
 - Full Activation: NE, IA
 - Partial Activation: KS (Day shift only), MO (Day shift, then Monitoring for night shift)
- States of emergency (or equivalent) declared:
 - KS, NE, IA, Omaha Tribe, Ponca Tribe, Winnebago Tribe, and Santee Sioux all of Nebraska, and Sac and Fox of the Mississippi of Iowa
- US&R NE-TF1 has returned to Lincoln awaiting orders
- NE National Guard supporting water rescues, evacuations, and infrastructure support



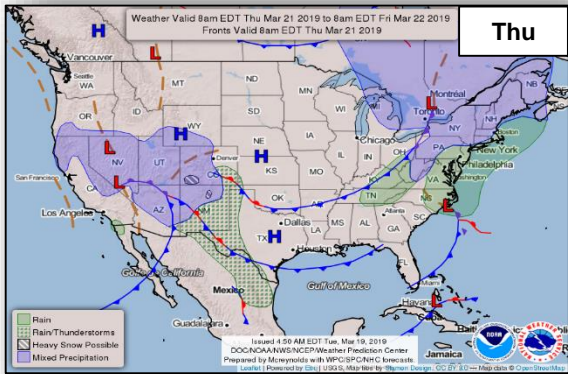
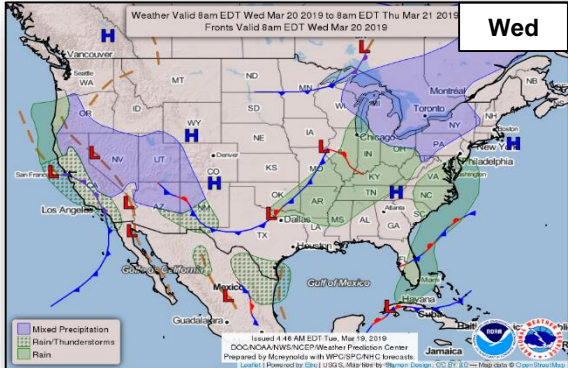
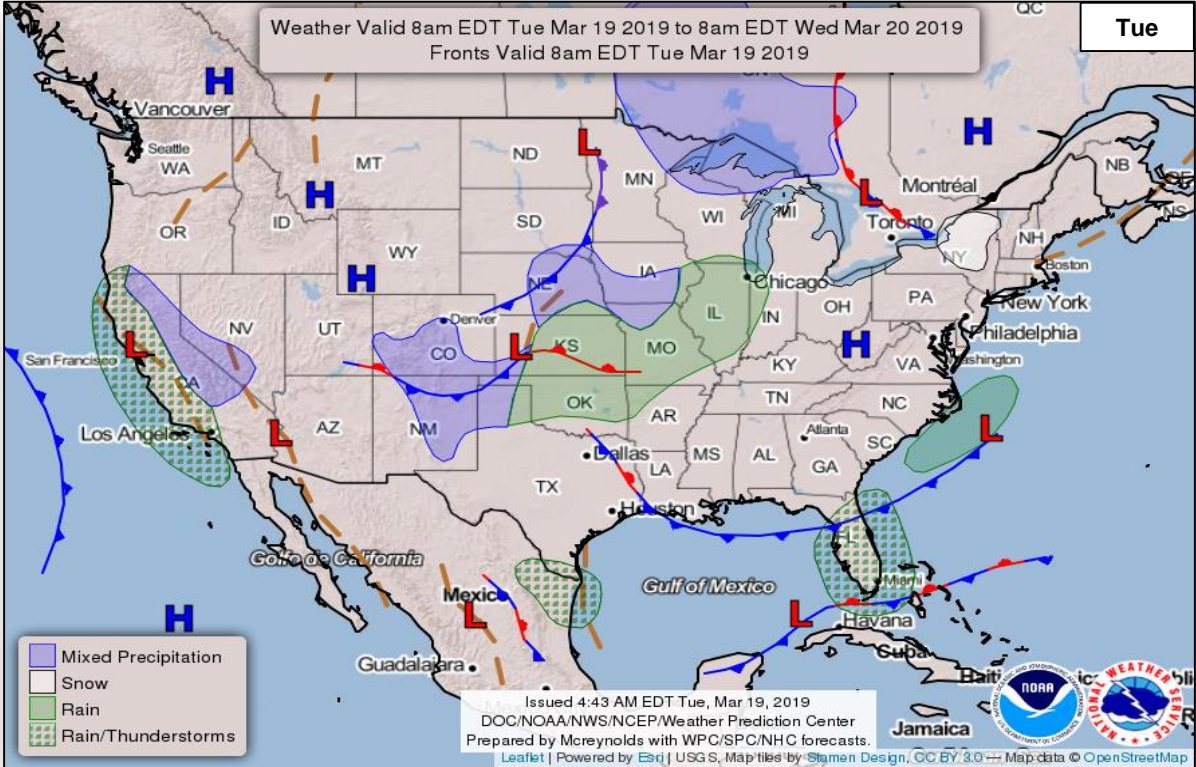
FEMA Response

- FEMA Region VII RWC at Enhanced Watch (24/7)
- [FEMA Region VII IMAT deployed to NE](#)
- LNOs deployed to IA & NE EOCs
- FEMA NWC at Steady State; continues to monitor

National Weather Forecast



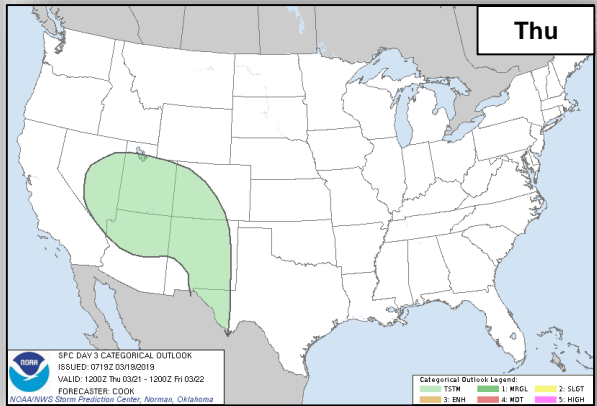
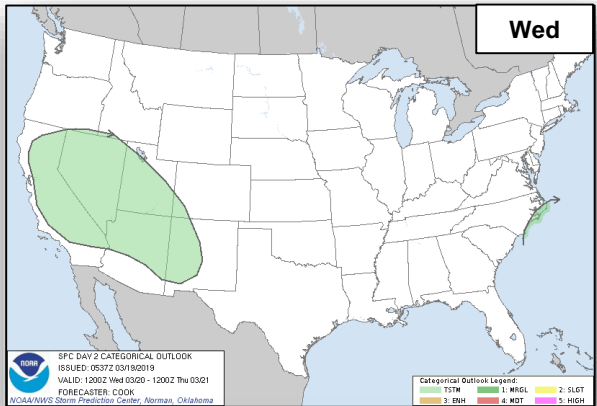
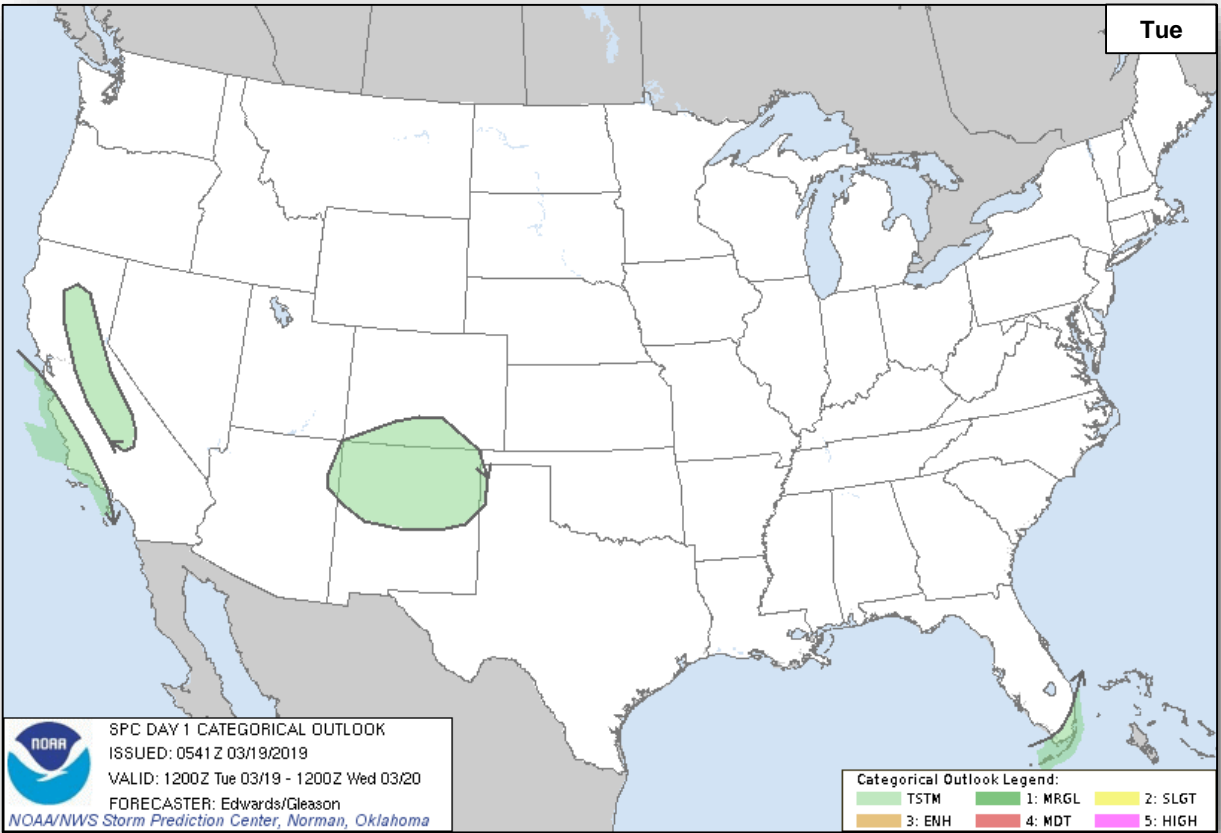
FEMA



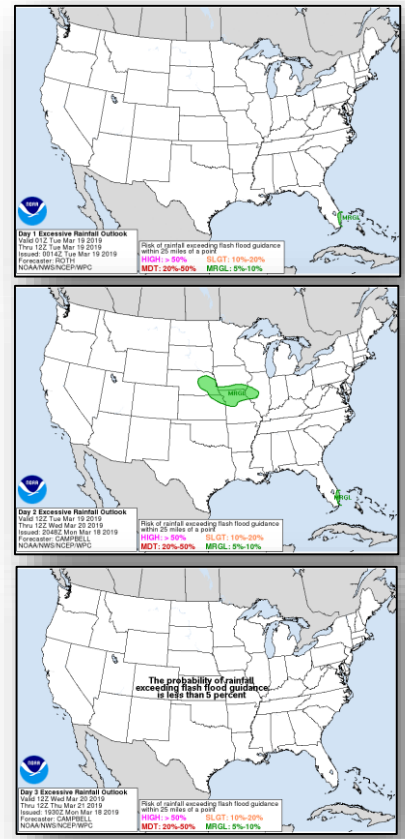
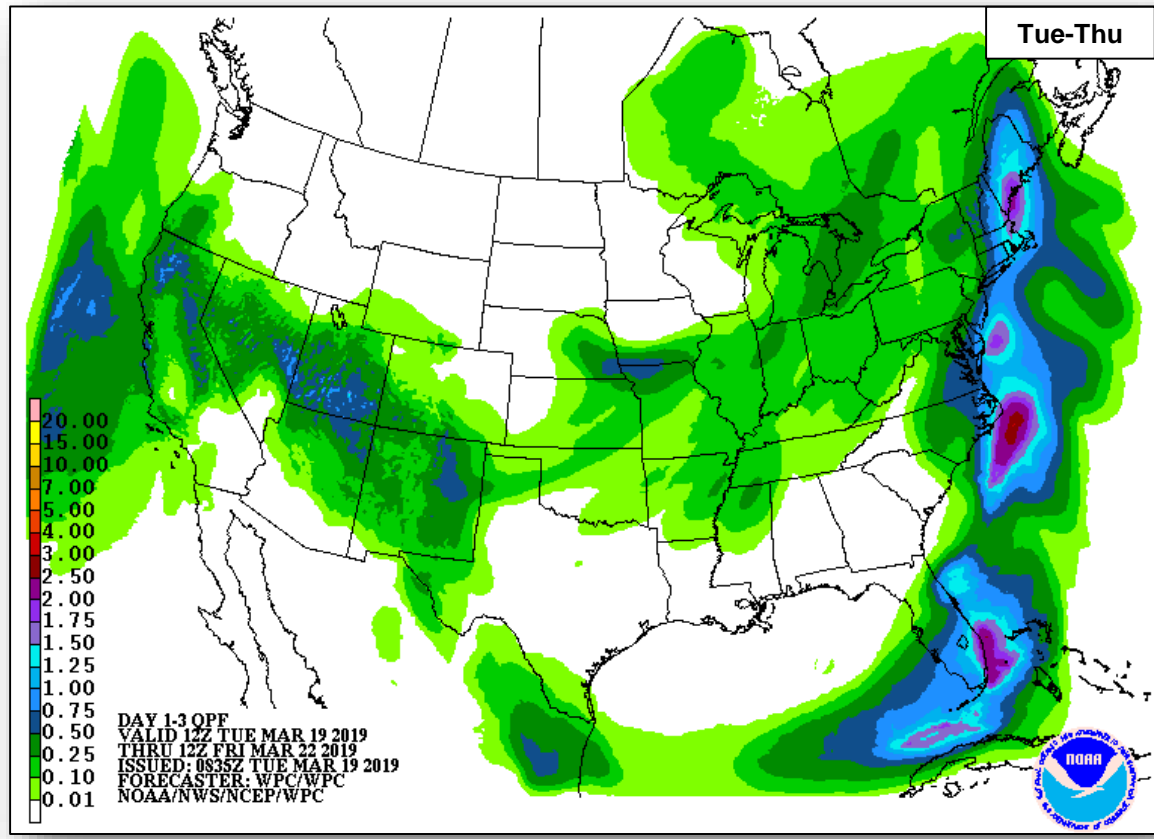
Severe Weather Outlook



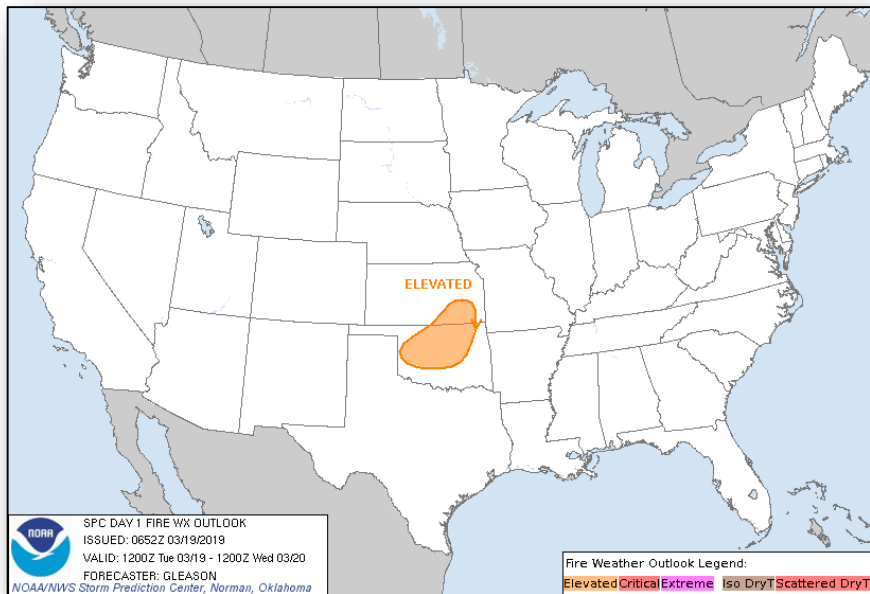
FEMA



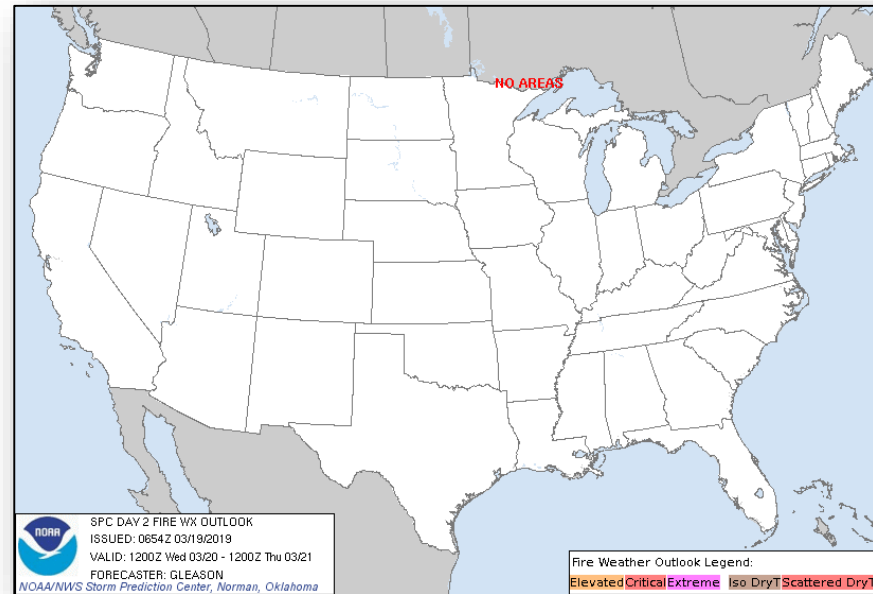
Precipitation Forecast



Fire Weather Outlook



Wednesday

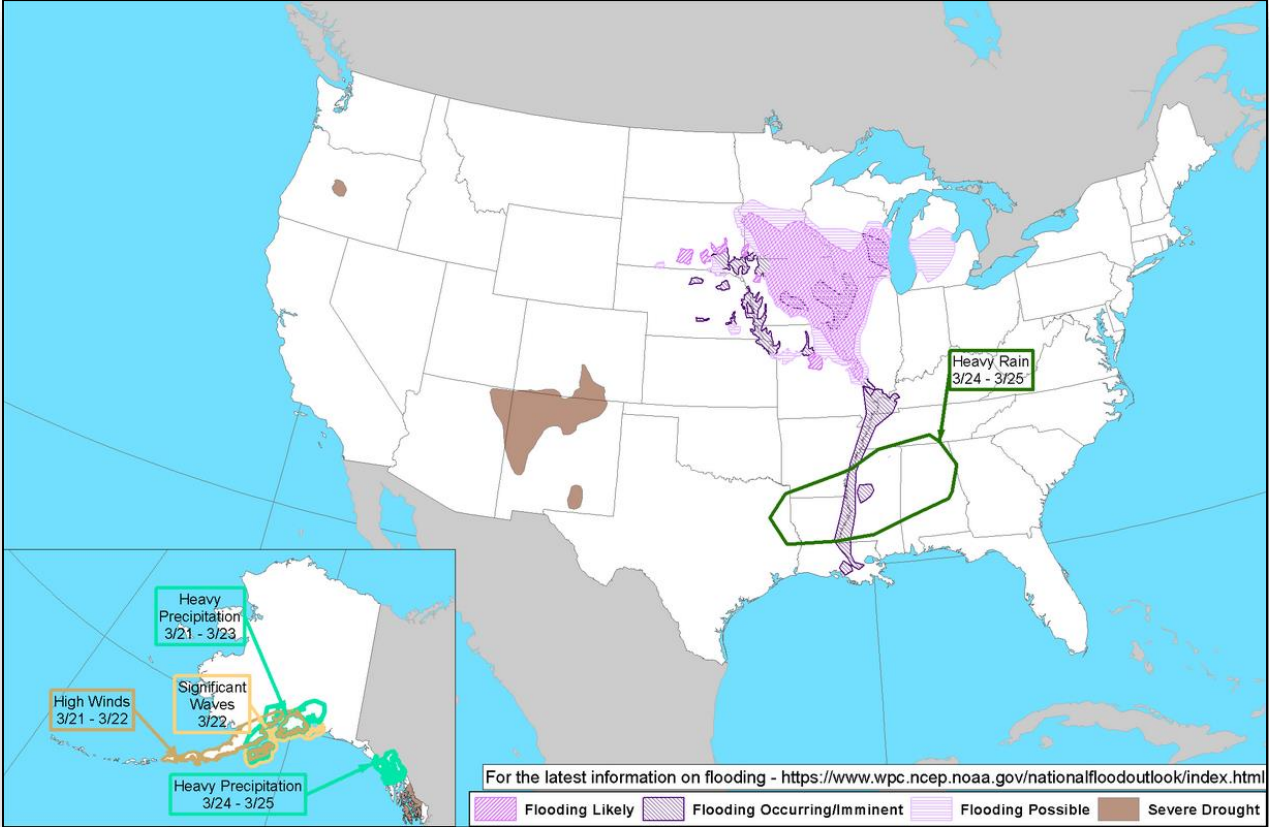


Thursday

Hazards Outlook – Mar 21-25



FEMA



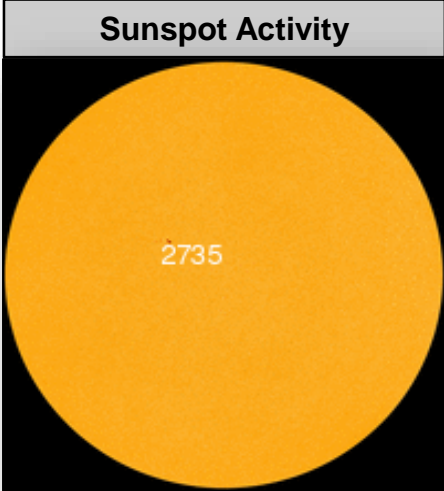

Space Weather



FEMA

	Space Weather Activity	Geomagnetic Storms	Solar Radiation	Radio Blackouts
Past 24 Hours	None	None	None	None
Next 24 Hours	None	None	None	None

For further information on NOAA Space Weather Scales refer to: <http://www.swpc.noaa.gov/noaa-scales-explanation>



Joint Preliminary Damage Assessments



FEMA

Region	State / Location	Event	IA / PA	Number of Counties		Start – End
				Requested	Completed	
IV	AL	Severe Weather and Flooding February 6-22, 2019	IA	3	2	3/11 – TBD
			PA	0	0	N/A
	KY	Severe Weather and Flooding February 6, 2019	IA	0	0	N/A
			PA	52	20	3/11 – TBD
	TN	Severe Weather and Flooding February 6, 2019	IA	9	5	3/12 – TBD
			PA	61	28	3/12 – TBD
V	OH	Flooding and Severe Storms February 5-13, 2019	IA	0	0	N/A
			PA	20	17	3/11 – TBD
IX	CA	Winter Storms January 31, 2019 and continuing	IA	2	2	3/5 – 3/18
			PA	22	22	3/5 – 3/18
	Iipay Nation of Santa Ysabel	Winter Storms February 13-15, 2019	IA	0	0	N/A
			PA	1	1	3/14 – 3/18
	Navajo Nation	Winter Storms February 20-23, 2019	IA	0	0	N/A
			PA	1	0	3/20 – TBD
	FSM (Chuuk and Yap)	Typhoon Wutip February 19-22, 2019	IA	0	0	N/A
			PA	2	0	3/22 – TBD

Declaration Request



FEMA

Cahuilla Band of Indians

- On March 18, 2019, the Chairman requested a Major Disaster Declaration for the Cahuilla Band of Indians
- For severe storms and flooding during the period of February 14 to March 16, 2019
- Requesting:
 - Public Assistance including direct federal assistance
 - Hazard Mitigation



■ PA

Disaster Requests & Declarations



FEMA

Declaration Requests in Process					Requests APPROVED (since last report)	Requests DENIED (since last report)
3	IA	PA	HM	Date Requested	0	0
La Jolla Band of Luiseño Indians – DR Severe Storms, Flooding, Landslides, and Mudslides		X	X	March 8, 2019		
VT – DR (Appeal) Severe Winter Storm		X	X	March 14, 2019		
Cahuilla Band of Indians – DR Severe Storms and Floods		X	X	March 18, 2019		

Disaster Amendments



FEMA

Amendment	Date Issued	Action
Amendment No. 8 to FEMA-4399-DR-FL	March 18, 2019	Amends cost-sharing arrangements

Readiness – Deployable Teams and Assets

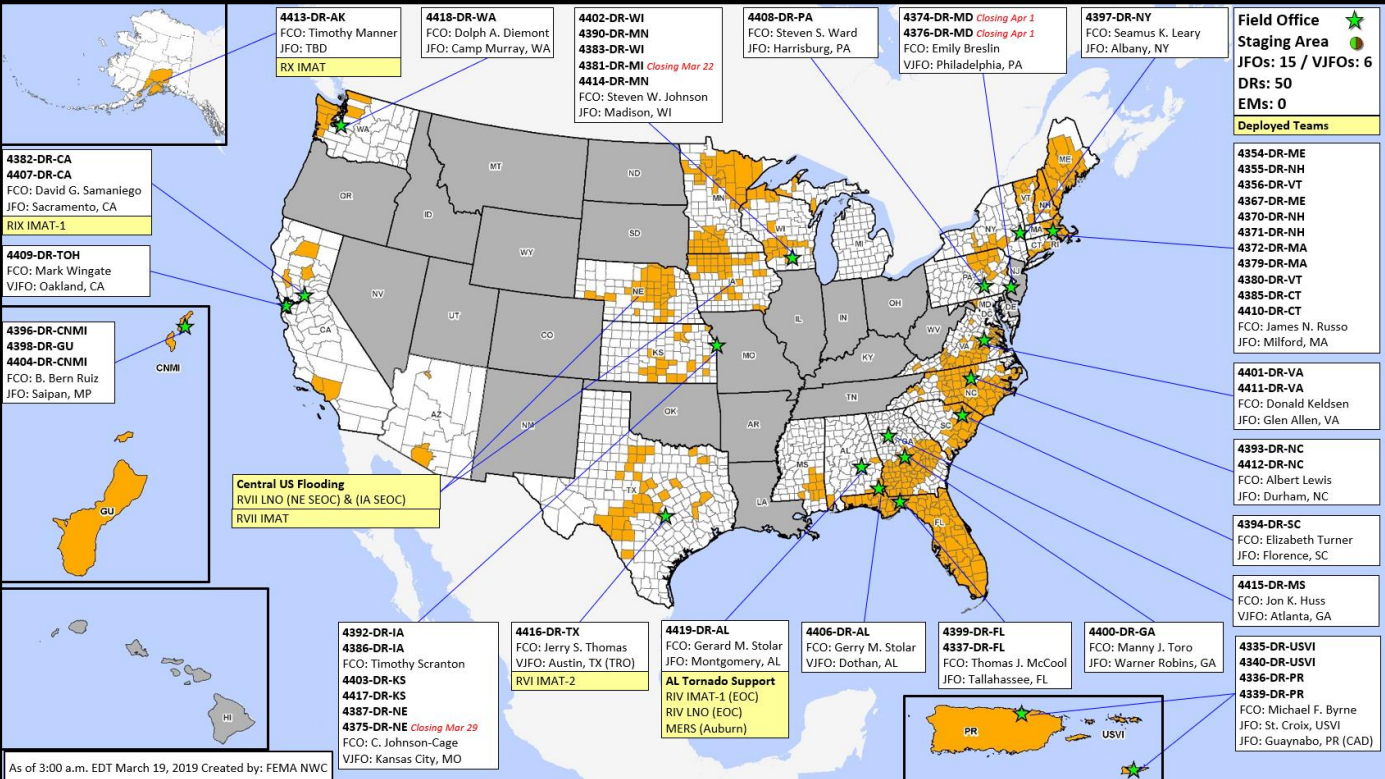


FEMA

National and Regional Resources	
IM Workforce	Strength: ▼ 12,830
	Available: ▼ 4,094 / 32%
	Other: (NC) 3,479
	Deployed: (MC) 5,257
N-IMAT	East: Available
	West: Available
	Crisis: Available
Regional IMAT (4-6 Teams)	Assigned: 13
	Available: 6
	PMC / NMC: 5
	Deployed: 5
N-ISB Teams (3 Teams)	Team A: Available
	Team B: Available
	Team C: Available
US&R (>66%)	Assigned: 28
	Available: 26
	PMC / NMC: 2
	Deployed: 0
MERS (>66%)	Assigned: 36
	Available: 35
	PMC / NMC: 0
	Deployed: 1
FCO (=3 Type I)	Assigned: 29
	Available: 7
	PMC / NMC: 0
	Deployed: 22
FDRC (≥3)	Assigned: 12
	Available: 3
	PMC / NMC: 0
	Deployed: 9

Cadres with 25% or Less Availability

EHP 8% (35/450); ER 19% (11/57); FL 15% (25/166); HM 24% (253/1,074); LOG 22% (296/1,319); PA 6% (1/2,179); PLAN 25% (91/358); SAF 15% (8/55); SEC 10% (12/121)



FEMA Readiness – Activation Teams



FEMA

Status		Activated Team	Activation Level	Activation Times	Reason / Comments
NWC (5 Teams)	Steady State				
NRCC (2 Teams)	Available				Primary – Gold Team
HLT	Available				
RWC / MOCs (10 Regions)	Activated	Region VII	Enhanced Watch	(24/7)	Flooding
RRCCs (10 Regions)	Available				

Backup Regions: VI, I, and V

Public Assistance Grant Program

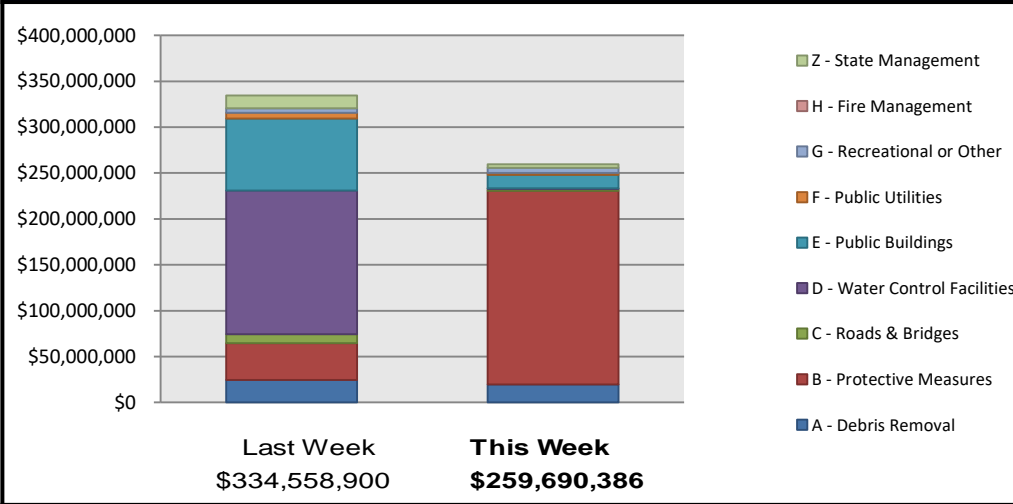


FEMA

PA Project Worksheets Obligated in past week, as of 03/18/19 at 1500 EDT

PA Category	Emergency Work		Permanent Work					H - Fire Management	Z - State Management	Total
	A - Debris Removal	B - Protective Measures	C - Roads & Bridges	D - Water Control Facilities	E - Public Buildings	F - Public Utilities	G - Recreational or Other			
Number Of PWs Obligated	119	133	67	13	248	41	73	0	69	763
Federal Share Obligated	\$19,786,603	\$210,704,794	\$2,379,279	\$505,820	\$14,641,667	\$1,981,425	\$5,754,277	\$0	\$3,936,520.32	\$259,690,385.78

Public Assistance Obligated per Category In the Past 2 Weeks – 3/4/2019 through 3/18/2019



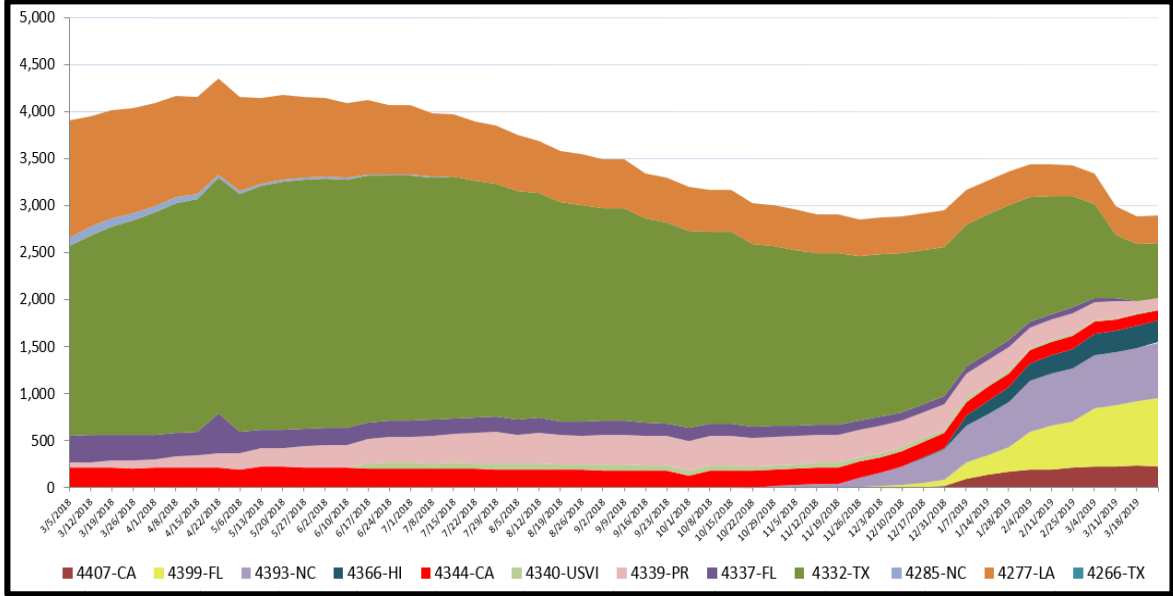
This weeks PA Highlights

- In 4339-PR
 - \$184 Million obligated for Category B – Protective Measures
- In 4332-TX
 - \$14 Million obligated for Category B – Protective Measures
 - \$4 Million obligated for Category E – Public Buildings

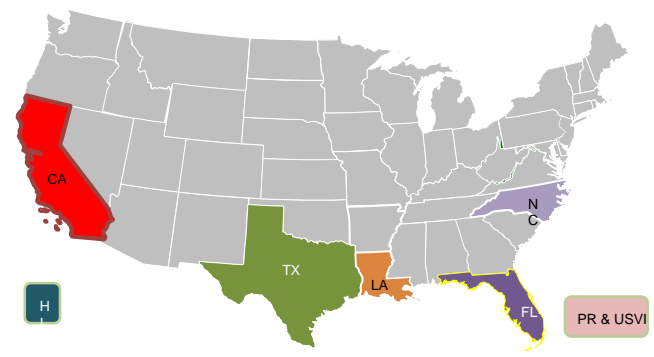
Direct Housing



Total Households in FEMA Direct Housing per State Past Year per Week, 3/12/2018 – 3/18/2019, There are currently 2,675 Households Occupying 2,675 Temporary Units
 *Not including 4337-FL for the week of 3/11/2019 and 3/18/2019



DR	IA Declaration Date	Program End Date	Current # of Households in Direct Housing (Weekly Change)
4407-CA	11/12/2018	5/12/2020	229 (-4)
4399-FL	10/11/2018	4/11/2020	721 (+37)
4393-NC	9/14/2018	3/14/2020	592 (+23)
4366-HI	5/11/2018	11/11/2019	6 (0)
4344-CA	10/10/2017	4/10/2019	116 (-4)
4340-USVI	9/20/2017	9/7/2019	8 (0)
4339-PR	9/20/2017	9/20/2019	115 (-14)
4337-FL	9/10/2017	3/10/2019	No extensions have been made
4332-TX	8/25/2017	8/25/2019	594 (-15)
4277-LA	8/14/2016	4/30/2019	291 (-6)



States with Currently Occupied Units

Individual Assistance Activity



FEMA

	Individuals and Households Program Activity As Of: 3/18/19				
	In Past 7 Days		Cumulative		
	Applicants Approved	Amount Approved	Applicants Approved	Amount Approved	
	4413-AK	Declared 01-31-2019	End Of Reg Period 04-01-2019		
Open Registration Period	Housing Assistance	345	\$801,248.67	2,200	\$6,486,373.53
	Other Needs Assistance	59	\$15,152.61	309	\$123,724.64
	Total IHP	\$816,401.28		\$6,610,098.17	
	Average IHP			\$2,804	
	Total Max Grants			5	
		4419-AL	Declared 03-05-2019	End Of Reg Period 05-06-2019	
	Housing Assistance	50	\$282,875.09	90	\$700,126.85
	Other Needs Assistance	24	\$59,460.68	34	\$74,501.94
	Total IHP	\$342,335.77		\$774,628.79	
	Average IHP			\$7,825	
Total Max Grants			12		
Other IHP Active	18 Declarations IHP Programmatically Open - Closed Registration *				
	Housing Assistance	847	\$2,864,860.46		
	Other Needs Assistance	387	\$716,913.82		
	Total IHP	\$3,581,774.28			
	Total IHP Approved in Past Week	\$4,740,511.33			



FEMA

FEMA's mission is helping people before, during, and after disasters.

Click [here](#) to subscribe to this briefing.