

The Disaster Center is dedicated to the idea that disaster mitigation is cost effective and individuals pursuing their own interest are the greatest potential force for disaster reduction.

Please consider making a small donation to the Disaster Center



When disaster mitigation is cost effective, we are on the road to bringing disasters to an end.



FEMA

Daily Operations Briefing

Monday, April 29, 2019

8:30 a.m. EDT

Significant Activity – April 26-29



FEMA

Significant Events: None

Tropical Activity: No activity affecting U.S. interests

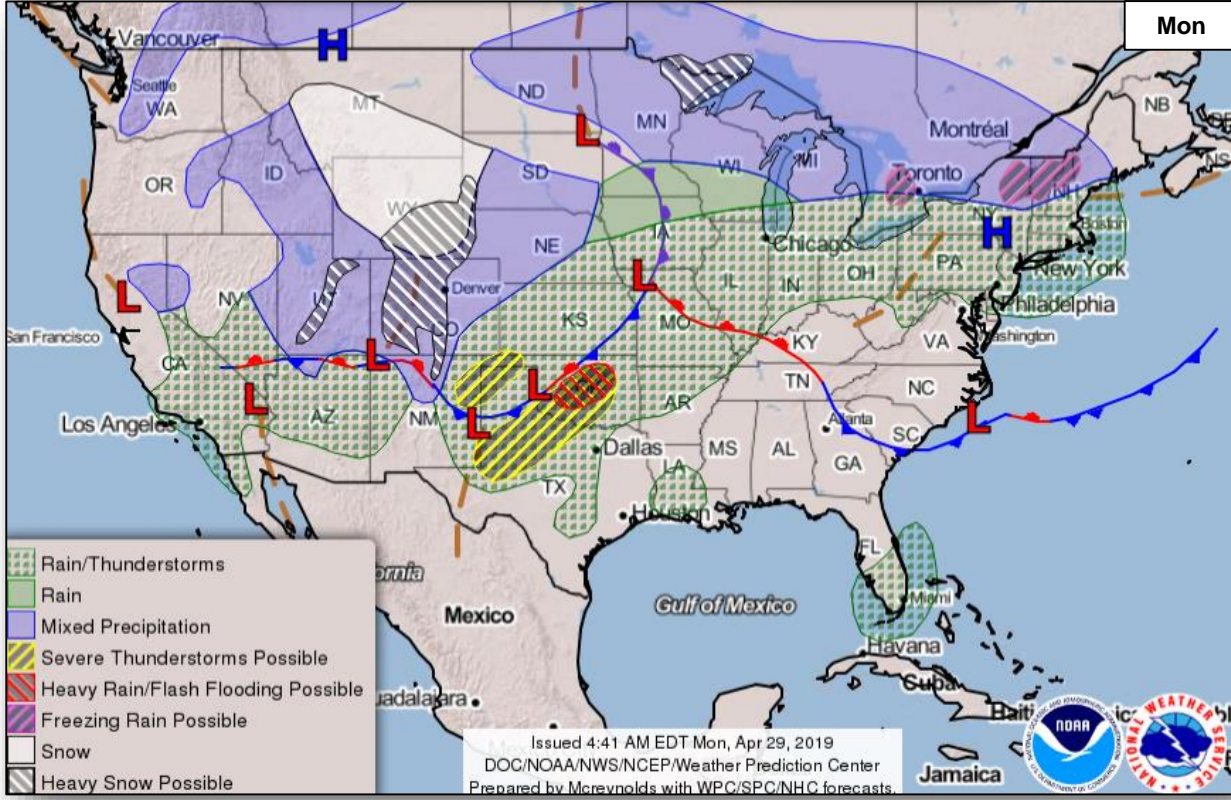
- Eastern Pacific Hurricane Season starts May 15
- Atlantic and Central Pacific Hurricane Season starts June 1; [in 32 days](#)

Significant Weather:

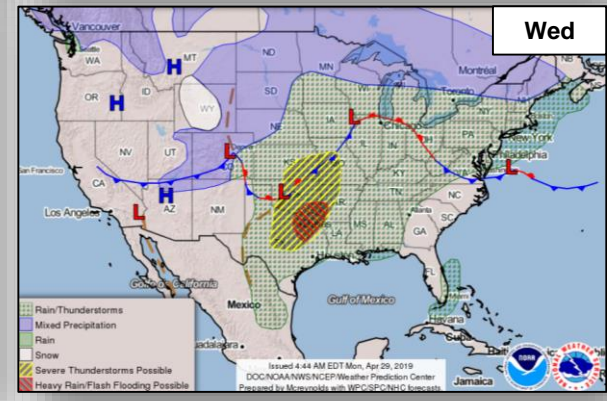
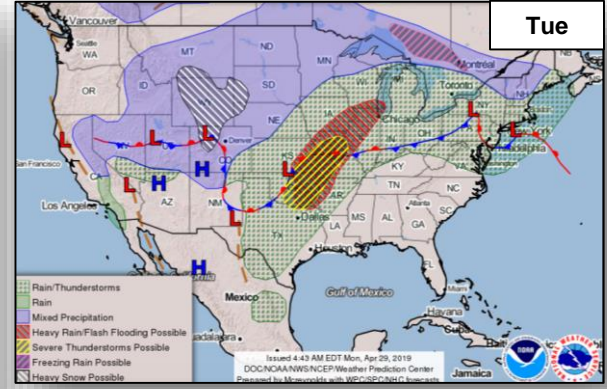
- Severe thunderstorms and flash flooding possible – TX and OK Panhandles
- Critical Fire Weather and Red Flag Warning – AZ and NM

Declaration Activity: None

National Weather Forecast



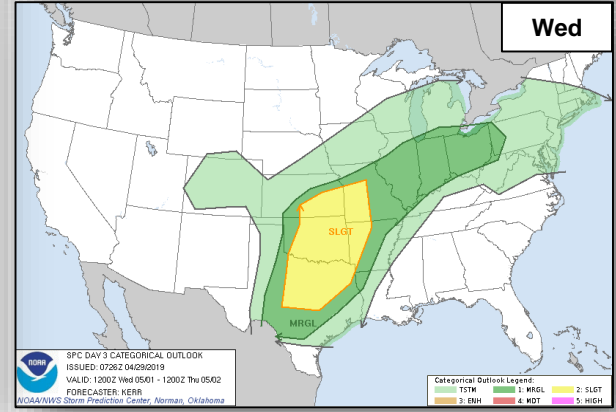
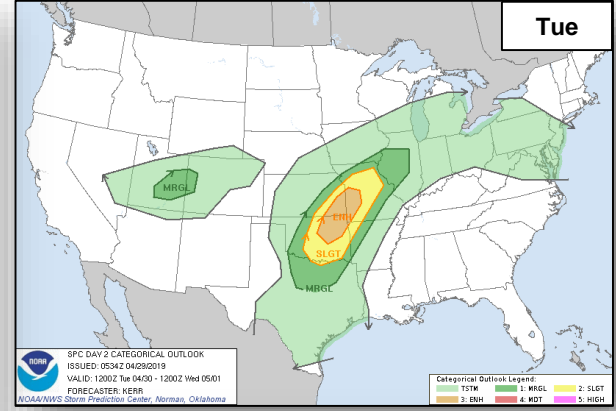
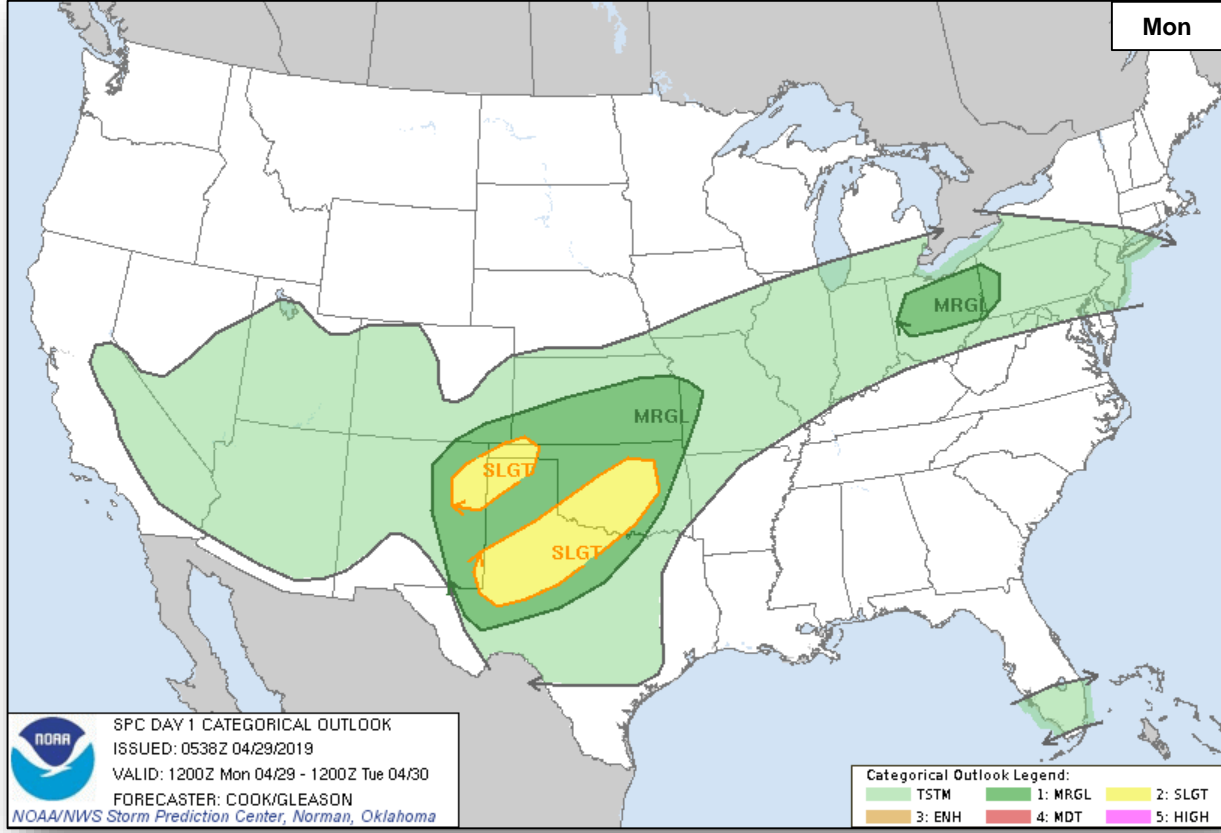
- Rain/Thunderstorms
- Rain
- Mixed Precipitation
- Severe Thunderstorms Possible
- Heavy Rain/Flash Flooding Possible
- Freezing Rain Possible
- Snow
- Heavy Snow Possible



Severe Weather Outlook



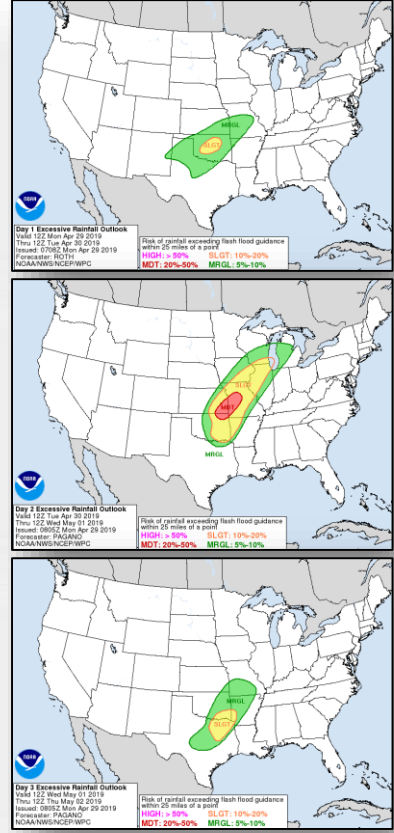
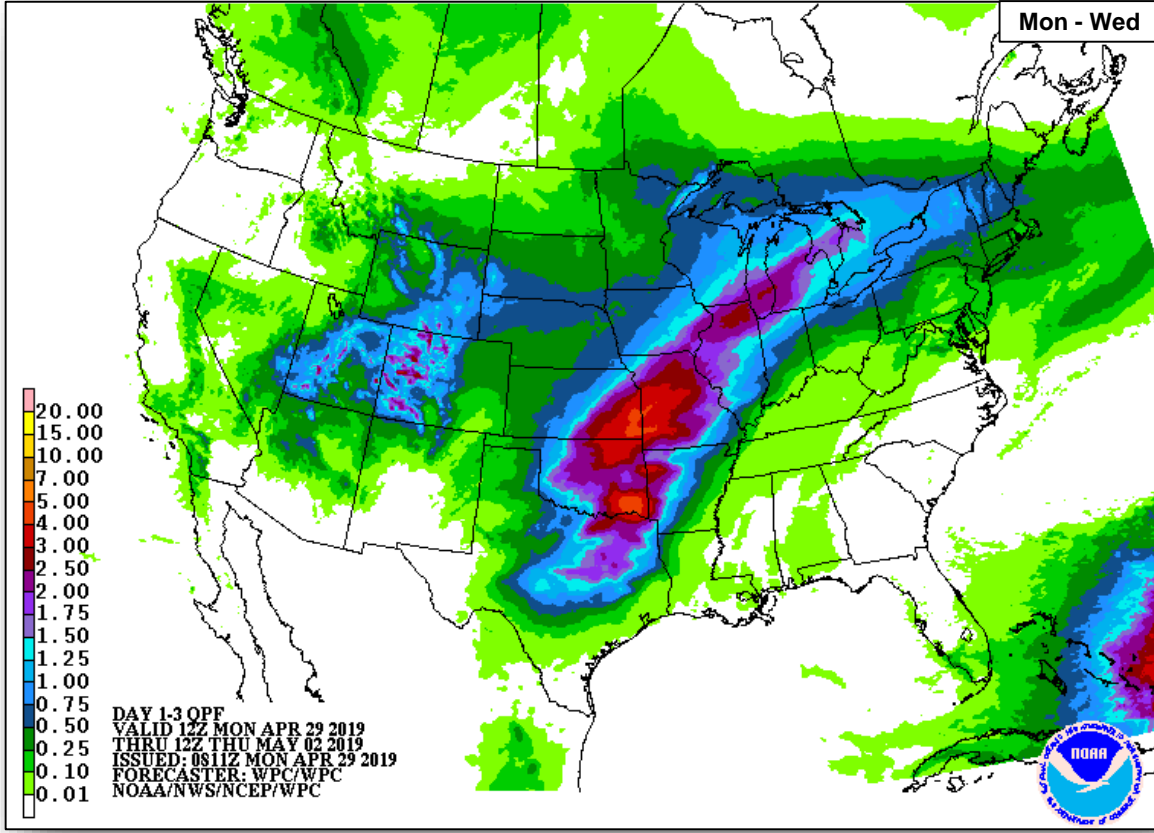
FEMA



Precipitation Forecast



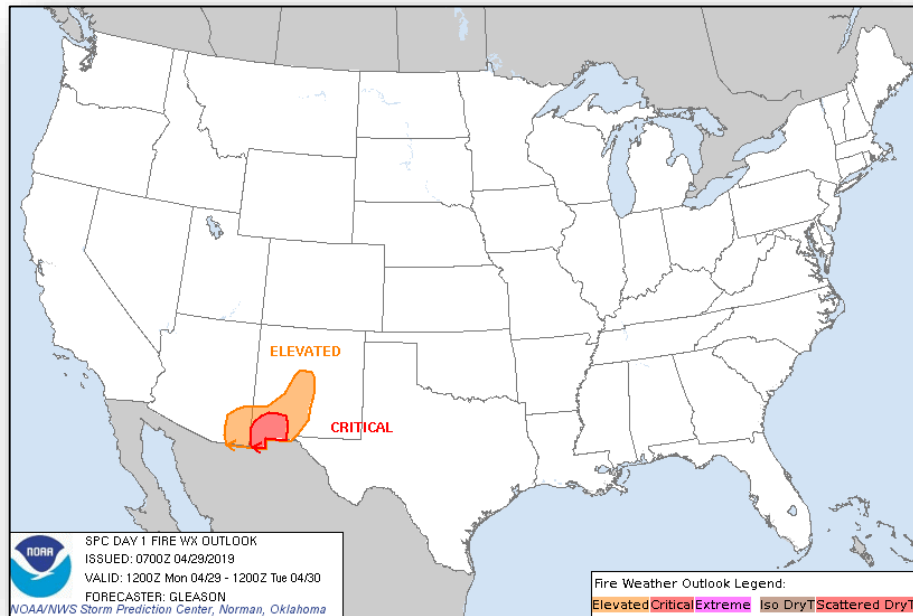
FEMA



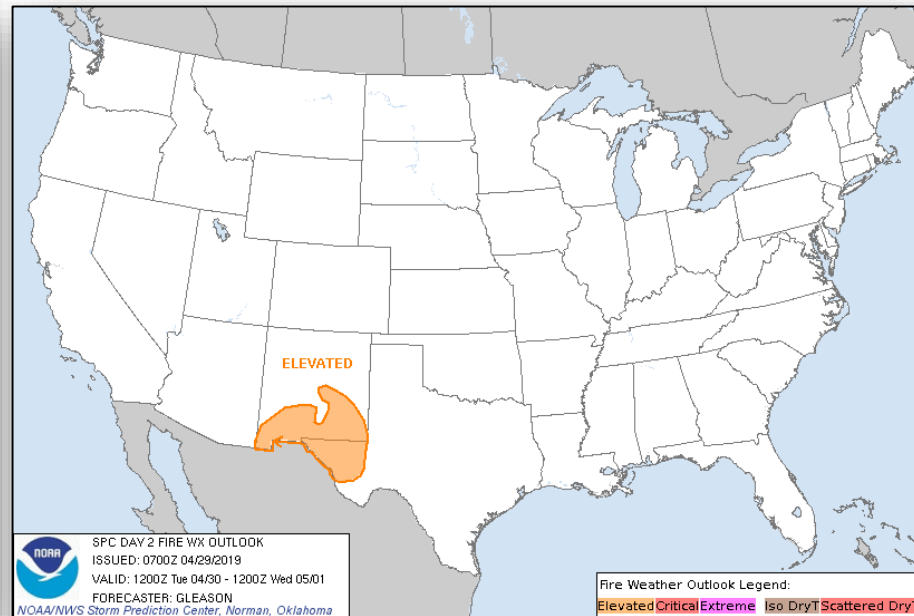
Fire Weather Outlook



FEMA



Monday

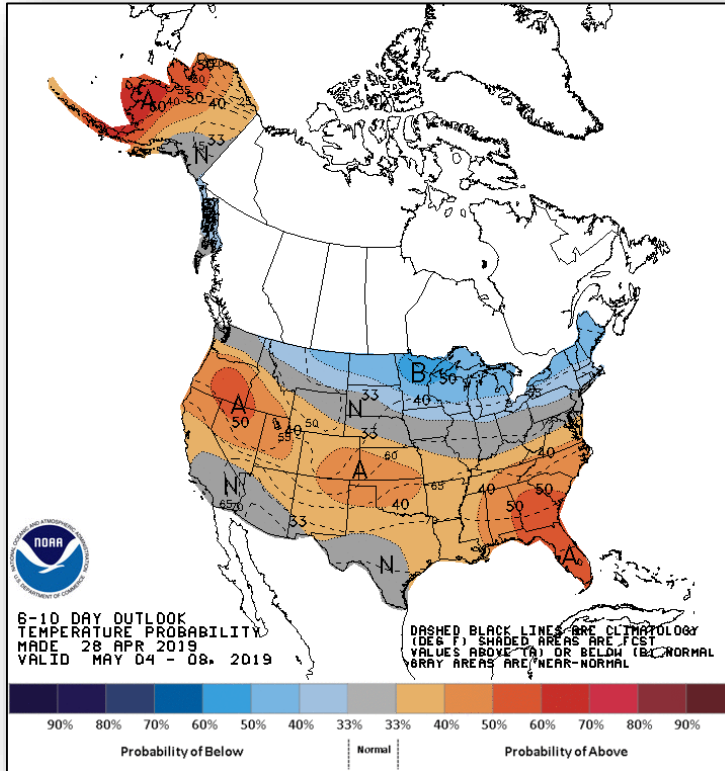


Tuesday

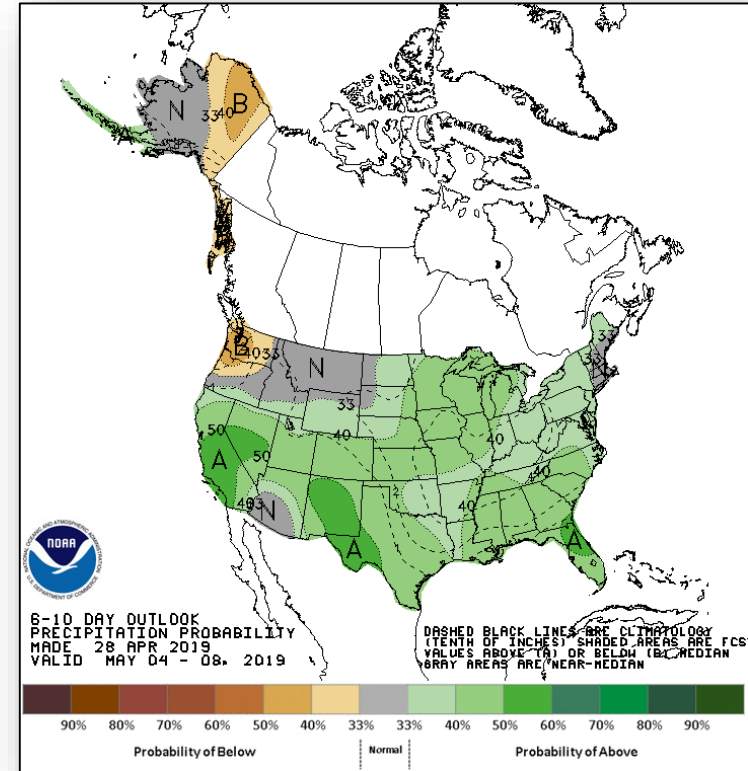
Long Range Outlooks – May 4-8



FEMA



6 - 10 Day Temperature Probability



6 - 10 Day Precipitation Probability

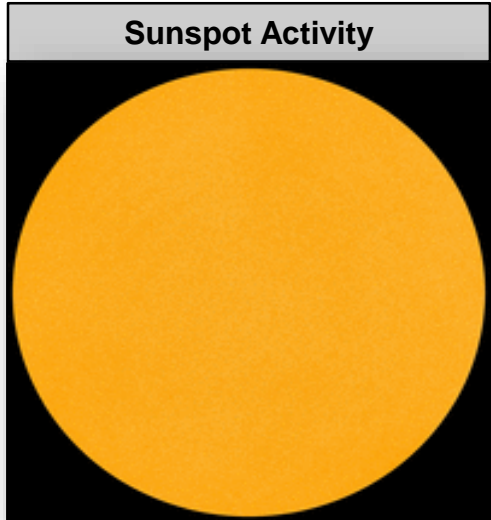

Space Weather



FEMA

	Space Weather Activity	Geomagnetic Storms	Solar Radiation	Radio Blackouts
Past 24 Hours	None	None	None	None
Next 24 Hours	None	None	None	None

For further information on NOAA Space Weather Scales refer to: <http://www.swpc.noaa.gov/noaa-scales-explanation>



Joint Preliminary Damage Assessments



FEMA

Region	State / Location	Event	IA/PA	Number of Counties		Start – End
				Requested	Complete	
I	VT	Flooding April 15, 2019	IA	0	0	N/A
			PA	7	1	4/24 – TBD
VI	TX	Severe Storms and Tornadoes April 13 – 15, 2019	IA	5	4	4/19 – TBD
			PA	0	0	N/A
VII	MO	Severe Storms and Flooding March 11, 2019 and continuing	IA	5	2	4/10 – TBD
			PA	14	14	4/10 – 4/18
	OTN*	Severe Storms and Flooding March 13, 2019 – April 1, 2019	IA	1	0	TBD
			PA	1	1	4/18 – 4/19
	PTN**	Severe Storms and Flooding March 13, 2019 – April 1, 2019	IA	1	0	TBD
			PA	1	1	4/17 – 4/17
VIII	MT	Spring Storm and Flooding March 20 – April 10, 2019	IA	0	0	N/A
			PA	8	8	4/22 – 4/26

*Omaha Tribe of Nebraska

**Ponca Tribe of Nebraska

Disaster Requests & Declarations



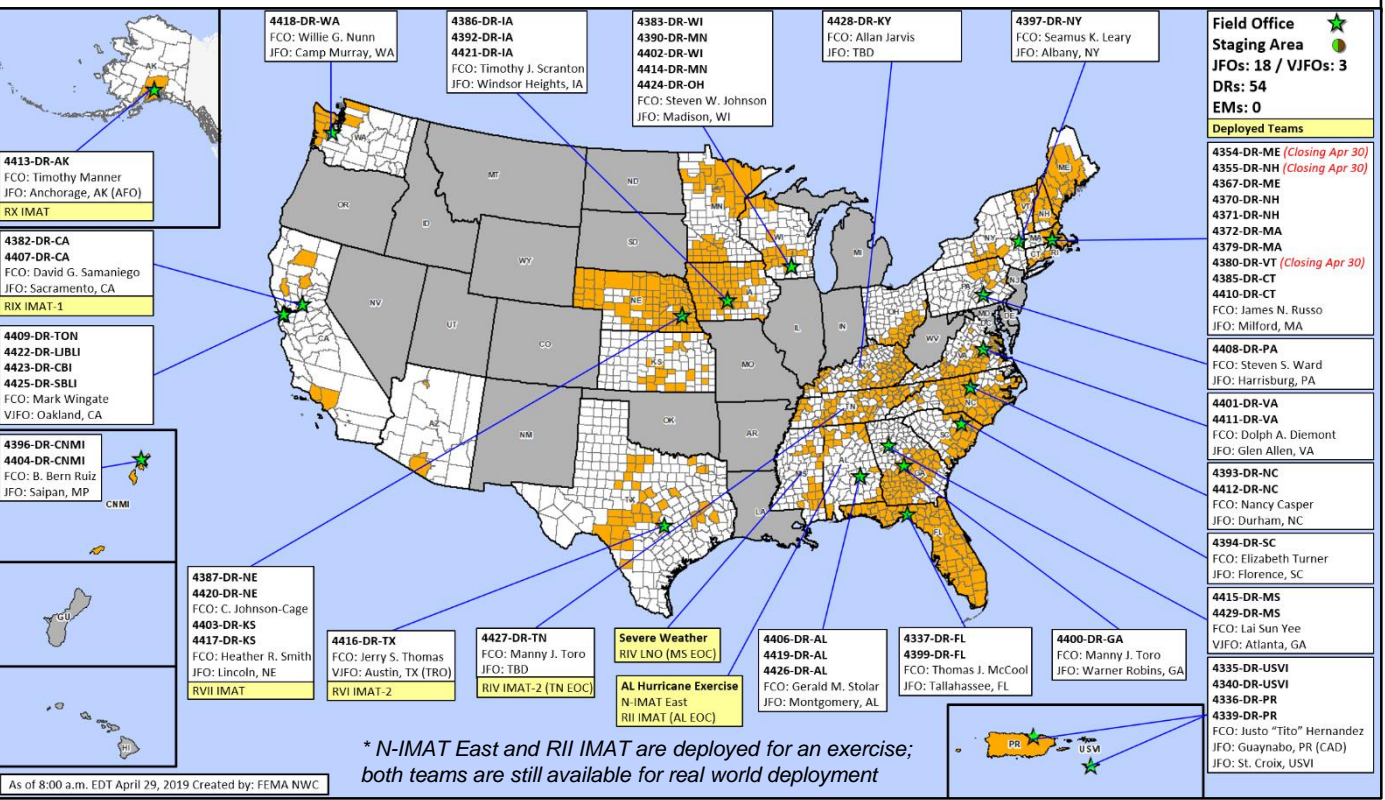
Declaration Requests in Process					Requests APPROVED (since last report)	Requests DENIED (since last report)
7	IA	PA	HM	Date Requested	0	0
U.S. Territory of Guam – DR Super Typhoon Wutip		X	X	March 25, 2019		
Sac & Fox Tribe of the Mississippi in Iowa – DR Severe Storms and Flooding		X	X	April 11, 2019		
CA – DR Severe Winter Storms, Flooding, Landslides, and Mudslides		X	X	April 13, 2019		
CA – DR Severe Winter Storms, Flooding, Landslides, and Mudslides		X	X	April 13, 2019		
OR – DR Severe Winter Storms, Flooding, Landslides, and Mudslides		X	X	April 16, 2019		
Federated States of Micronesia – Super Typhoon Wutip <i>*Request made pursuant to the Compacts of Free Association, not under Stafford Act</i>				April 17, 2019		
MO – DR Severe Storms, Straight-line Winds, and Flooding	X	X	X	April 24, 2019		

Readiness – Deployable Teams and Assets



National and Regional Resources	
IM Workforce	Strength: 13,129
	Available: ▲ 3,677 / 28%
	Other: 3,562
	Deployed: ▼ 5,890
N-IMAT	East: Available*
	West: Available
	Crisis: Available
Regional IMAT (4-6 Teams)	Assigned: 13
	Available: 6*
	PMC / NMC: 2
	Deployed: 5
N-ISB Teams (3 Teams)	Team A: Available
	Team B: Available
	Team C: Available
US&R (>66%)	Assigned: 28
	Available: 28
	PMC / NMC: 0
	Deployed: 0
MERS (>66%)	Assigned: 36
	Available: 36 (+1)
	PMC / NMC: 0
	Deployed: 0 (-1)
FCO (≤1 Type I)	Assigned: 29
	Available: 2
	PMC / NMC: 0
	Deployed: 27
FDRC (≥3)	Assigned: 12
	Available: 3
	Deployed: 9

Cadres with 25% or Less Availability
 EA 25% (129/519); EHP 11% (52/475); ER 18% (9/59); FL 15% (23/151); HM 18% (206/1,117); LOG 22% (288/1,332); OPS 19% (49/262); PA 7% (171/2,316); PLAN 18% (70/388); SAF 13% (7/55); SEC 5% (6/123)



* N-IMAT East and RII IMAT are deployed for an exercise; both teams are still available for real world deployment

FEMA Readiness – Activation Teams



FEMA

Status		Activated Team	Activation Level	Activation Times	Reason / Comments
NWC (5 Teams)	Steady State				
NRCC (2 Teams)	Activated	NRCS	ROC	Day shift	DHS Support Primary – Blue Team
HLT	Available			Scheduled to activate June 1	Atlantic Hurricane Season
RWC/MOCs (10 Regions)	Available				
RRCCs (10 Regions)	Available				

Backup Regions: VIII, VI, & I

Eastern Pacific Hurricane Season starts May 15
Atlantic and Central Pacific Hurricane Season starts June 1; in 32 days



FEMA

FEMA's mission is helping people before, during, and after disasters.

Click [here](#) to subscribe to this briefing.