

The Disaster Center is dedicated to the idea that disaster mitigation is cost effective and individuals pursuing their own interest are the greatest potential force for disaster reduction.

Please consider making a small donation to the Disaster Center



When disaster mitigation is cost effective, we are on the road to bringing disasters to an end.



# FEMA

## Daily Operations Briefing

Saturday, June 29, 2019

8:30 a.m. EDT

# Significant Activity – June 28-29



FEMA

## Significant Events:

- Shovel Creek Fire – North Star Borough, AK
- Flooding – Central U.S. (*Updated weekly on Wednesdays*)

## Tropical Activity:

- Atlantic – No activity affecting U.S. interests
- Eastern Pacific – No threats to U.S. interests
  - Tropical Depression Alvin – *FINAL*
  - Disturbance 1: High (90%)
  - Disturbance 2: Low (30%)
- Central Pacific – No activity affecting U.S. interests
- Western Pacific – No activity affecting U.S. interests

## Significant Weather:

- None

## Declaration Activity:

- FMAG approval – Alaska
- Amendment No. 8 to FEMA-4420-DR-NE

# Shovel Creek Fire – AK



FEMA

| Fire Name<br>(County, ST)        | FMAG #     | Acres<br>Burned | Percent<br>Contained | Evacuations<br>(Residents) | Structures     |              |              | Fatalities<br>Injuries |
|----------------------------------|------------|-----------------|----------------------|----------------------------|----------------|--------------|--------------|------------------------|
|                                  |            |                 |                      |                            | Threatened     | Damaged      | Destroyed    |                        |
| Shovel Creek<br>(North Star, AK) | XXXX-FM-AK | 3,424           | 0%                   | None                       | H: 100<br>O: 0 | H: 0<br>O: 0 | H: 0<br>O: 0 | F: 0<br>I: 0           |

Evacuations: M = Mandatory / V = Voluntary  
Structures: H = Homes / O = Other

## Situation:

- Started Friday June 21; caused by lightning
- Threatens several subdivisions (*combined pop. 474*)
- Burning 20 miles NW of Fairbanks (*pop. 32.7k*)

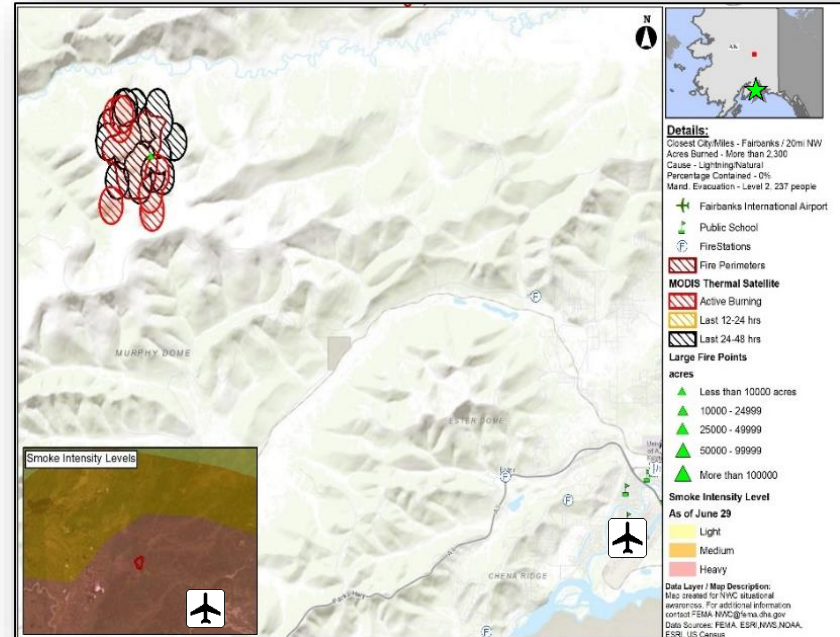
## Impacts:

### Transportation:

- Smoke may delay flights into Fairbanks International Airport

## Response:

- AK EOC at Normal Operations
- Level II Evacuation Order – “Prepare”
- FMAG approved on June 28
- FEMA Region X and NWC continue to monitor



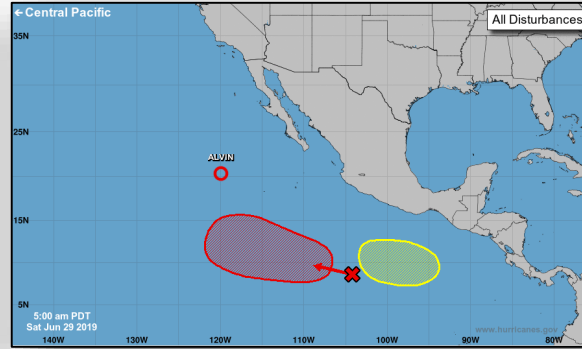
# Tropical Outlook – Five Day



FEMA



**Central Pacific**



**Eastern Pacific**



**Atlantic**

Current Disturbances & 5 Day Cyclone Formation: ✘ < 40% | ✘ 40-60% | ✘ > 60%  
 Tropical / Sub-Tropical Cyclone: ○ Depression | ● Storm | ● Hurricane | ⊗ Post-Tropical Cyclone / Remnants

Potential track area: ☁ Day 1-3 | ☁ Day 4-5 | Watches: 🟡 Hurricane | 🟡 Trop Stm | Warnings: 🟠 Hurricane | 🟠 Trop Stm | Current wind extent: 🟠 Hurricane | 🟡 Trop Stm

# Eastern Pacific



FEMA

## Tropical Depression Alvin (Advisory #15 as of 5:00 a.m. EDT) – FINAL

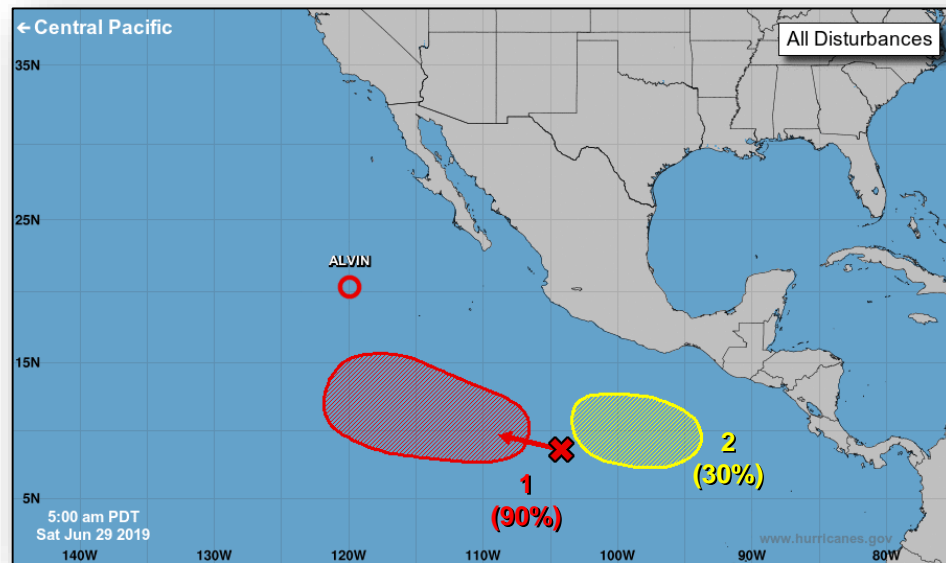
- 665 miles WSW of Baja California, Mexico
- Expected to become a remnant low today
- No threat to U.S. interests

## Disturbance 1 (as of 8:00 a.m. EDT)

- SW of the southern coast of Mexico
- Formation chance through 48 hours: High (70%)
- Formation chance through 5 days: High (90%)
- No threat to U.S. interests

## Disturbance 2 (as of 8:00 a.m. EDT)

- S of the southern coast of Mexico
- Formation chance through 48 hours: Low (near 0%)
- Formation chance through 5 days: High (30%)
- No threat to U.S. interests



Current Disturbances & 5 Day Cyclone Formation: < 40% | 40-60% | > 60%  
Tropical / Sub-Tropical Cyclone: Depression | Storm | Hurricane | Post-Tropical Cyclone / Remnants

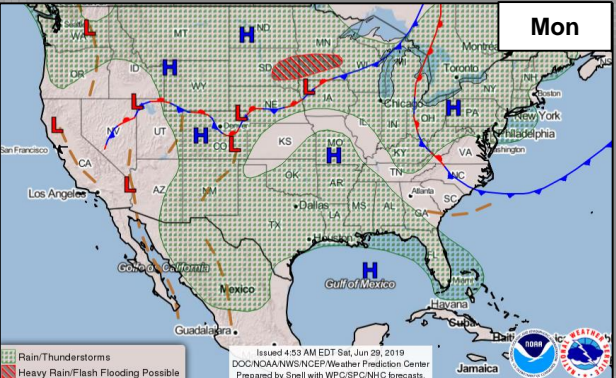
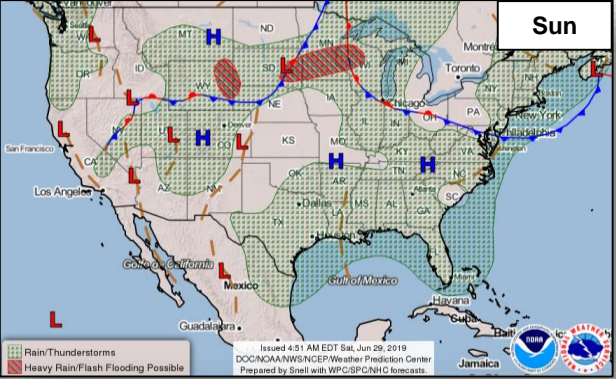
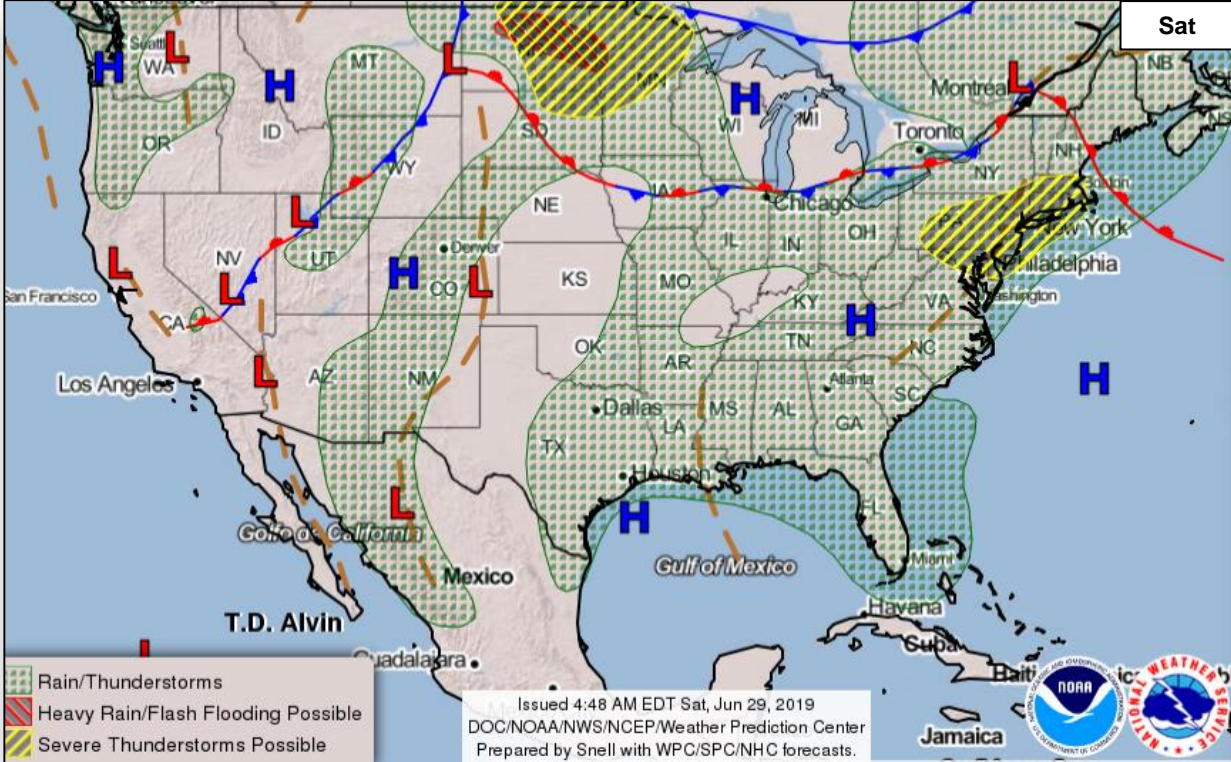
Potential track area: Day 1-3 | Day 4-5 | Watches: Hurricane | Trop Stm | Warnings: Hurricane | Trop Stm | Current wind extent: Hurricane | Trop Stm



# National Weather Forecast



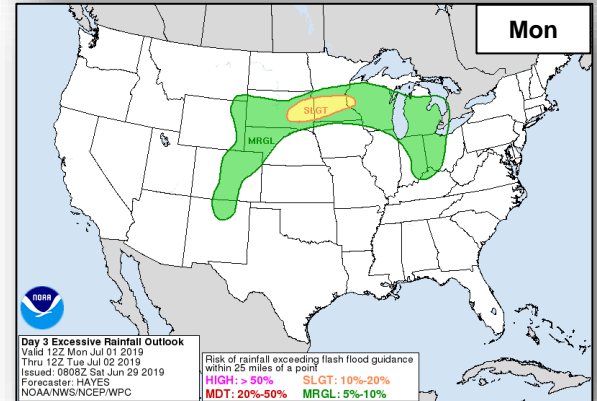
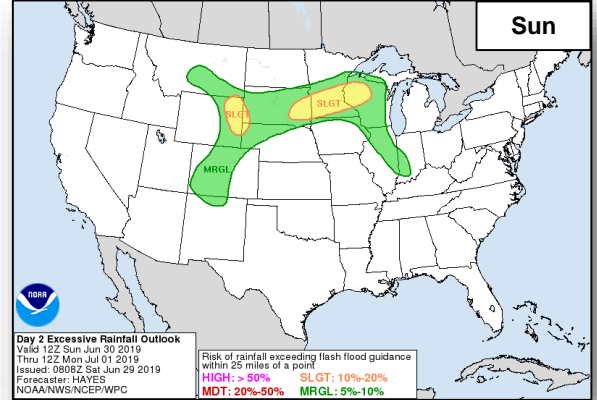
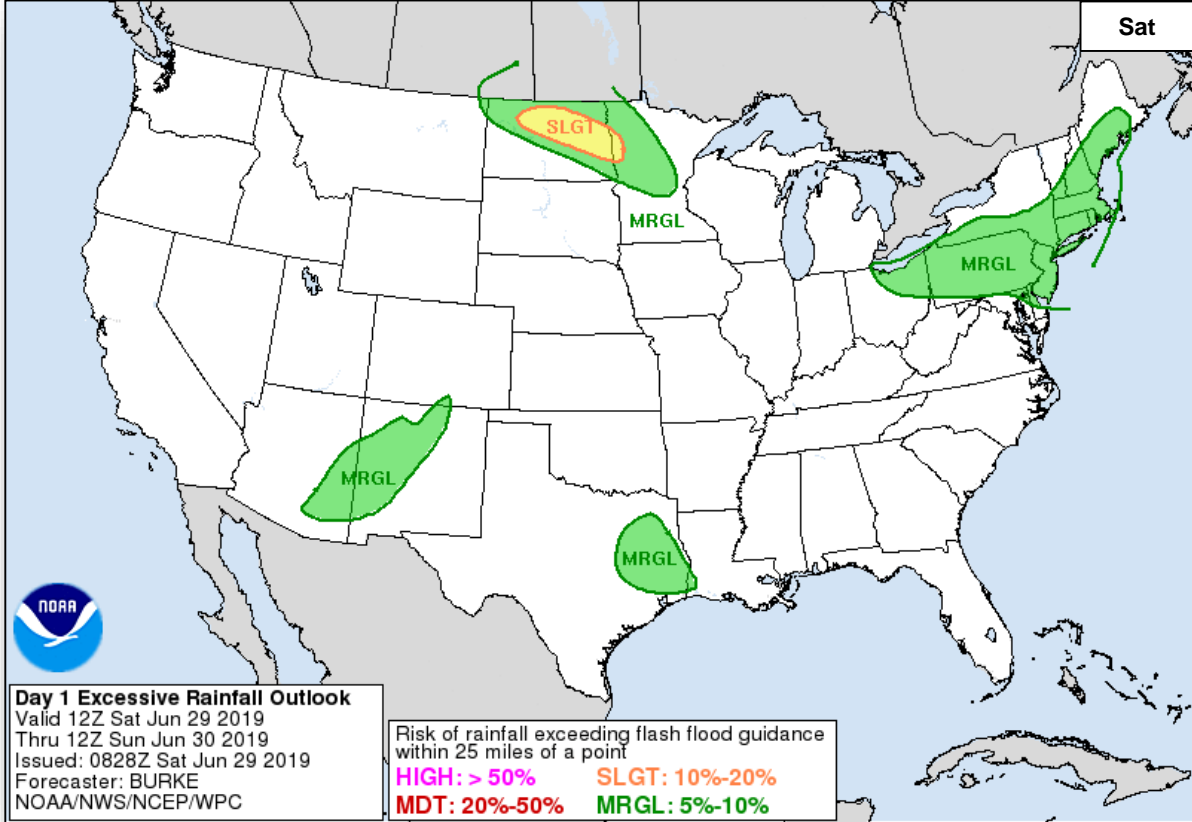
FEMA



# Excessive Rainfall – Forecast



FEMA

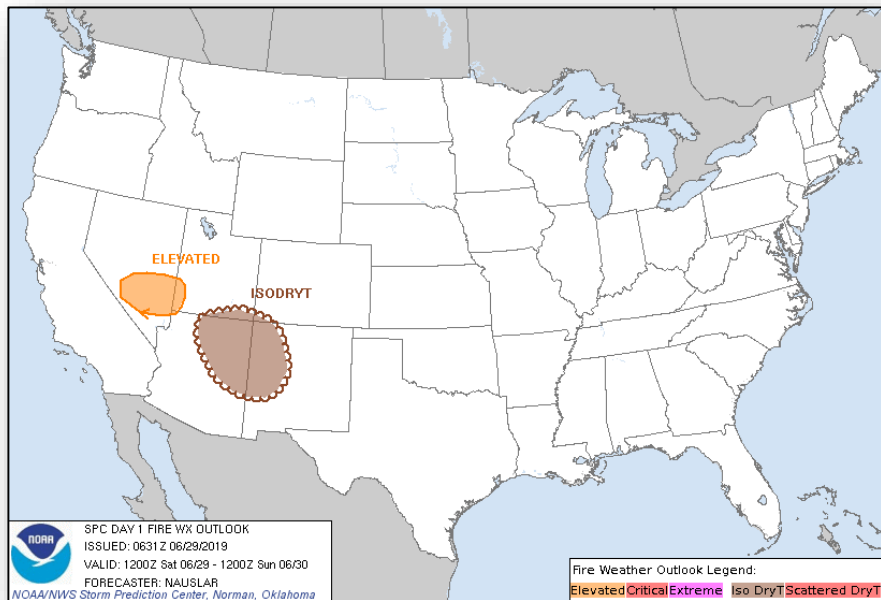




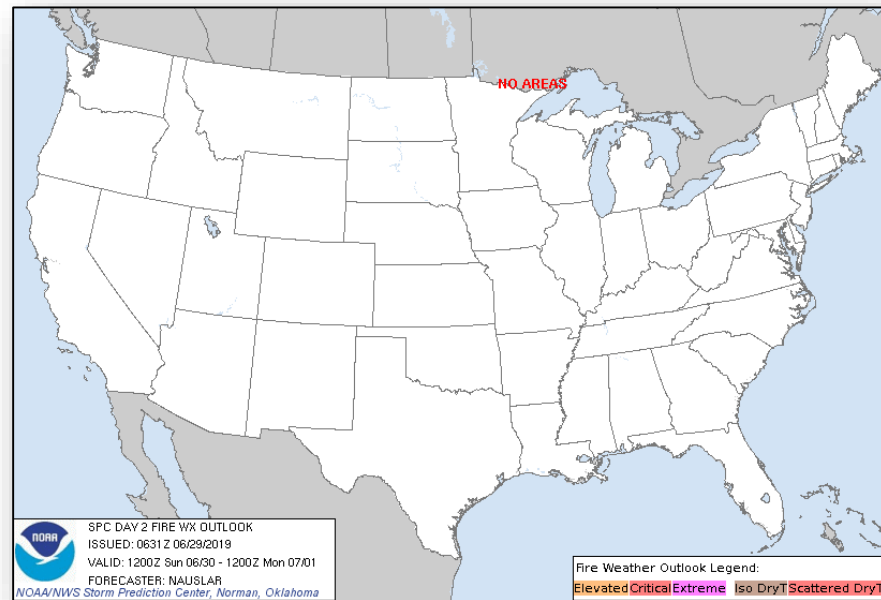
# Fire Weather Outlook



FEMA



**Saturday**

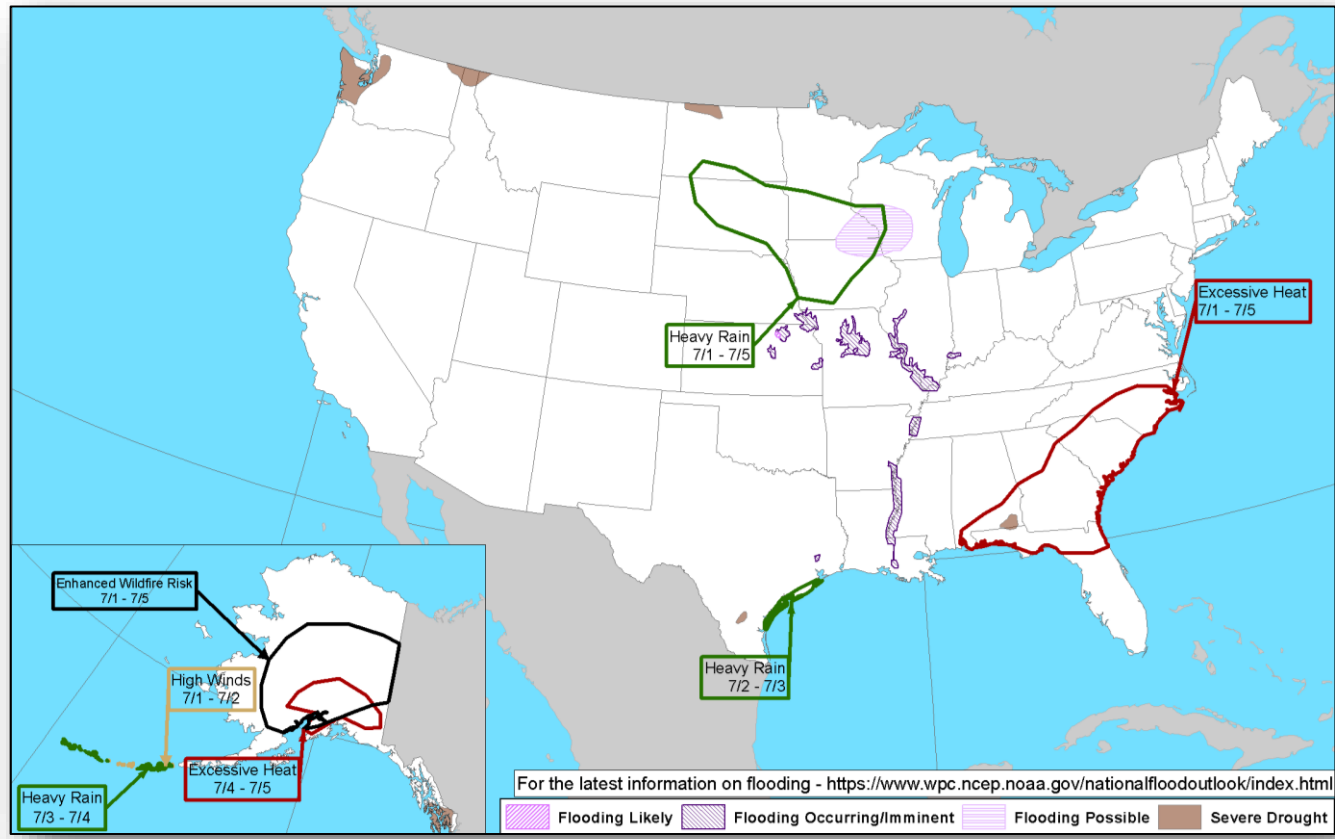


**Sunday**

# Hazards Outlook – July 1-5



FEMA





# Space Weather



FEMA

|               | Space Weather Activity | Geomagnetic Storms | Solar Radiation | Radio Blackouts |
|---------------|------------------------|--------------------|-----------------|-----------------|
| Past 24 Hours | None                   | None               | None            | None            |
| Next 24 Hours | None                   | None               | None            | None            |

For further information on NOAA Space Weather Scales refer to: <http://www.swpc.noaa.gov/noaa-scales-explanation>



# Joint Preliminary Damage Assessments



FEMA

| Region | State / Location | Event  | IA/PA | Number of Counties |           | Start – End |
|--------|------------------|--|-------|--------------------|-----------|-------------|
|        |                  |  |       | Requested          | Completed |             |
| V      | OH               | Severe Storms, Straight-line Winds, Tornadoes, Flooding, and Landslides<br>May 27-29, 2019 | IA    | 0                  | 0         | N/A         |
|        |                  |  | PA    | 5                  | 4 (+1)    | 6/25 – TBD  |
| VI     | OK               | Flooding<br>May 7-9, 2019  | IA    | 0                  | 0         | N/A         |
|        |                  |  | PA    | 52                 | 50        | 6/12 – TBD  |
|        | TX               | Severe Weather and Flooding<br>June 2, 2019  | IA    | 3                  | 0         | 6/24 – TBD  |
|        |                  |  | PA    | 0                  | 0         | N/A         |
| VII    | MO               | Severe Storms and Flooding<br>April 29, 2019 and continuing                                | IA    | 42                 | 42        | 6/12 – 6/18 |
|        |                  |  | PA    | 64                 | 24        | 6/24 – TBD  |
| VIII   | SD               | Flooding<br>May 21 – Jun 7, 2019   | IA    | 0                  | 0         | N/A         |
|        |                  |  | PA    | 24                 | 23        | 6/24 – TBD  |

# Disaster Requests & Declarations



| Declaration Requests in Process                            |    |    |    |                | Requests APPROVED<br>(since last report) | Requests DENIED<br>(since last report) |
|--|----|----|----|----------------|--|--|
| 3  | IA | PA | HM | Date Requested | 0  | 0                                      |
| MI – DR Severe Storms and Flooding                         | X  |    | X  | June 10, 2019  |  |  |
| OR – DR Severe Storms, Flooding, Landslides, and Mudslides |    | X  | X  | June 10, 2019  |  |  |
| MO – DR Severe Storms, Tornadoes, and Flooding             | X  |    | X  | June 24, 2019  |  |  |

# Disaster Amendments



FEMA

| Amendment                          | Date Issued   | Action  |
|------------------------------------|---------------|---|
| Amendment No. 8 to FEMA-4420-DR-NE | June 28, 2019 | Adds three counties and four tribes for Public Assistance<br>[Categories C-G] |



# FEMA Common Operating Picture

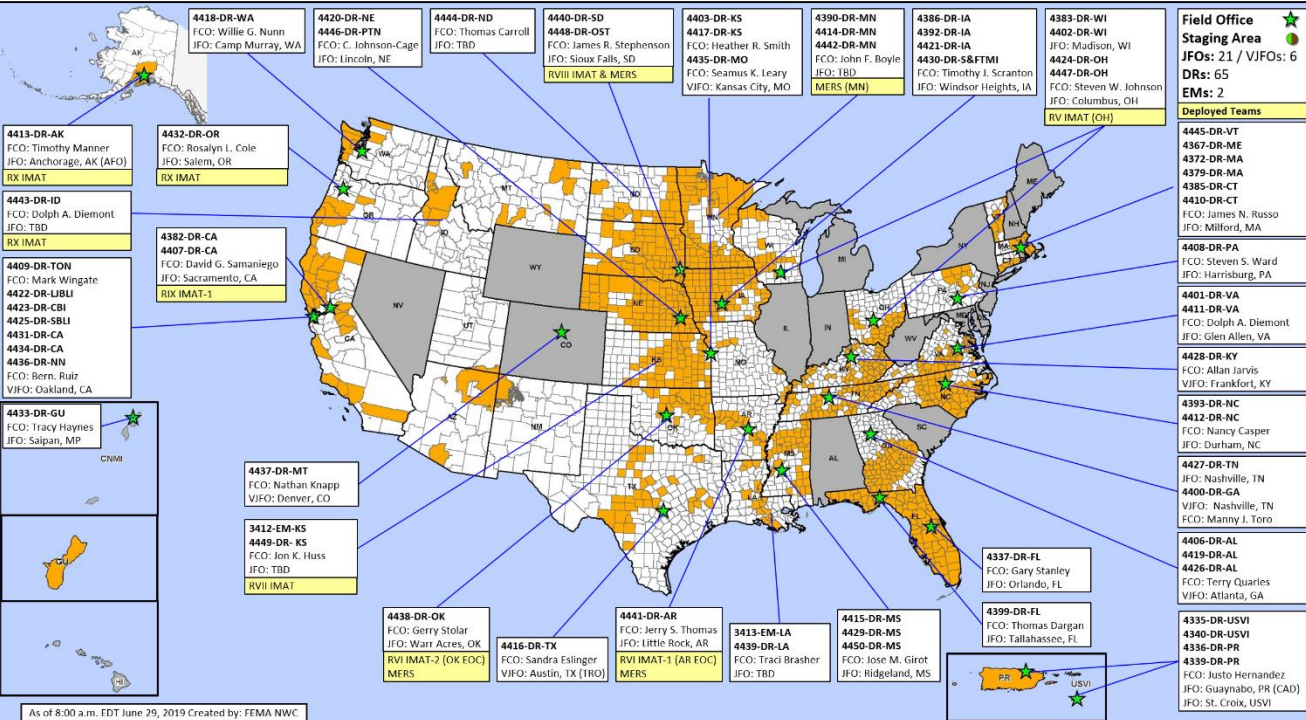


FEMA

| FEMA HQ    |             |
|------------|-------------|
| <b>NWC</b> | <b>NRCC</b> |
| Monitoring | Blue Team   |

| FEMA REGIONS |      |          |
|--------------|------|----------|
| WATCH        | RRCC |          |
| Monitoring   | I    | Rostered |
| Monitoring   | II   | Rostered |
| Monitoring   | III  | Rostered |
| Monitoring   | IV   | Rostered |
| Monitoring   | V    | Rostered |
| Monitoring   | VI   | Rostered |
| Monitoring   | VII  | Rostered |
| Monitoring   | VIII | Rostered |
| Monitoring   | IX   | Rostered |
| Monitoring   | X    | Rostered |

| Activation Details |  |
|--------------------|--|
|                    |  |



| N-IMATs |  |
|---------|--|
| 3 Teams |  |
| East    |  |
| West    |  |
| Crisis  |  |

| R-IMATs   |          |
|-----------|----------|
| 4-6 Teams |          |
| I         |          |
| II        |          |
| III       |          |
| IV-1      |          |
| IV-2      |          |
| V         | OH       |
| VI-1      | AR       |
| VI-2      | OK       |
| VII       | KS       |
| VIII      | SD       |
| IX-1      | CA       |
| IX-2      |          |
| X         | AK/OR/ID |
| FMC       | PMC      |
| NMC       | Deployed |

| Team:       | US&R   | MERS   | FCOs       | FDRCS | IM WORKFORCE |
|-------------|--------|--------|------------|-------|--------------|
| Status      | (>66%) | (>66%) | (≤1Type 1) | (=2)  |              |
| Assigned:   | 28     | 36     | 29         | 12    | 13,541 ▲     |
| Unavailable | 0      | 0      | 1          | 2     | 3,932 ▼      |
| Deployed:   | 0      | 5      | 25         | 8     | 6,396 ▲      |
| Available:  | 28     | 31     | 3          | 2     | 3,113 / 23%▲ |

| IM CADRE AVAILABILITY SUMMARY  |  |
|--|--|
| Cadres with 25% or Less Availability   |  |
| EA 21% (106/513); EHP 5% (26/517); ER 10% (7/69); FL 12% (18/155); FM 23% (64/279); HM 12% (138/1,170); IT 13% (89/678); LOG 17% (227/1,313); OPS 19% (52/275); PA 6% (165/2,564); PLAN 12% (50/404); SAF 4% (2/54); SEC 9% (11/120) |  |



# FEMA

**FEMA's mission is helping people before, during, and after disasters.**

Click [here](#) to subscribe to this briefing.