

The Disaster Center is dedicated to the idea that disaster mitigation is cost effective and individuals pursuing their own interest are the greatest potential force for disaster reduction.

Please consider making a small donation to the Disaster Center



When disaster mitigation is cost effective, we are on the road to bringing disasters to an end.



FEMA

Daily Operations Briefing

Tuesday, August 6, 2019

8:30 a.m. EDT

National Current Operations & Monitoring



FEMA

Significant Incidents or Threats:

- Nothing to report; monitoring All Hazards

Tropical Activity:

- Atlantic: No new tropical cyclones are expected in the next five days
- Eastern Pacific: No new tropical cyclones are expected in the next five days
- Central Pacific: No new tropical cyclones are expected in the next five days
- Western Pacific: No activity affecting U.S. interests

Declaration Activity:

- Amendment No. 3 to FEMA-DR-4449-KS
- Amendment No. 3 to FEMA-DR-4451-MO

Tropical Outlook – Five Day



FEMA



Central Pacific



Eastern Pacific

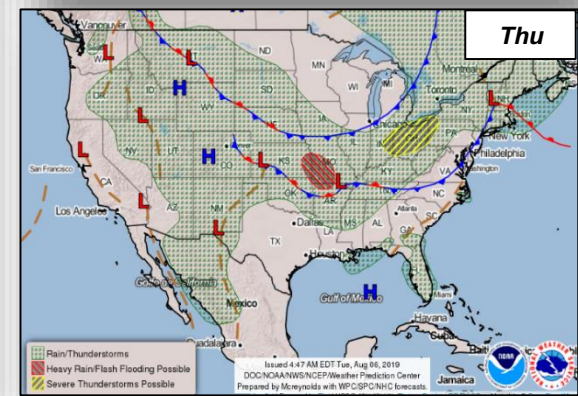
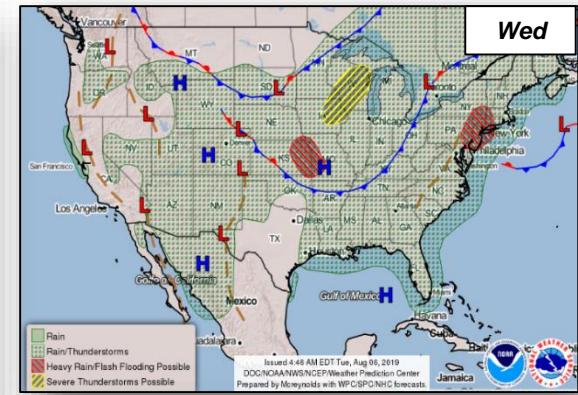
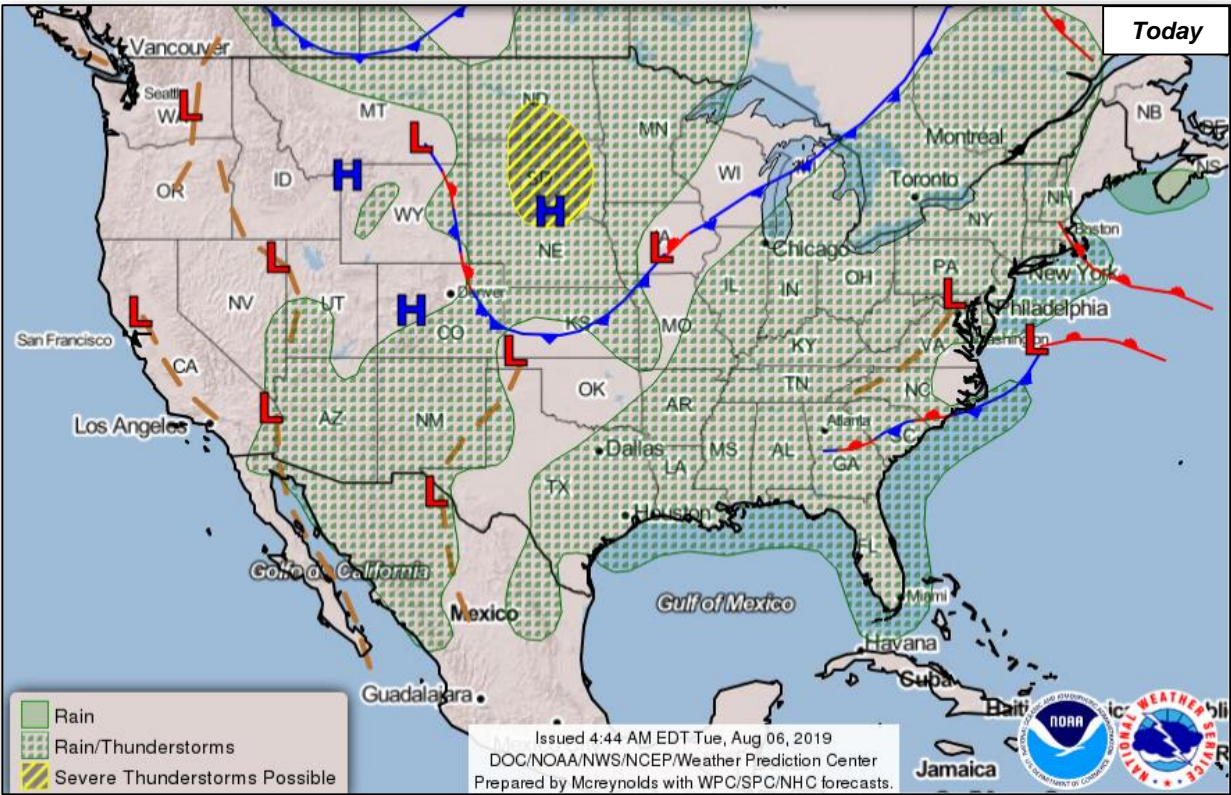


Atlantic

Current Disturbances & 5 Day Cyclone Formation: ✕ < 40% | ✕ 40-60% | ✕ > 60%
 Tropical / Sub-Tropical Cyclone: ○ Depression | ● Storm | ● Hurricane | ● Post-Tropical Cyclone / Remnants

Potential track area: Day 1-3 Day 4-5
 Watches: Hurricane Trop Stm
 Warnings: Hurricane Trop Stm
 Current wind extent: Hurricane Trop Stm

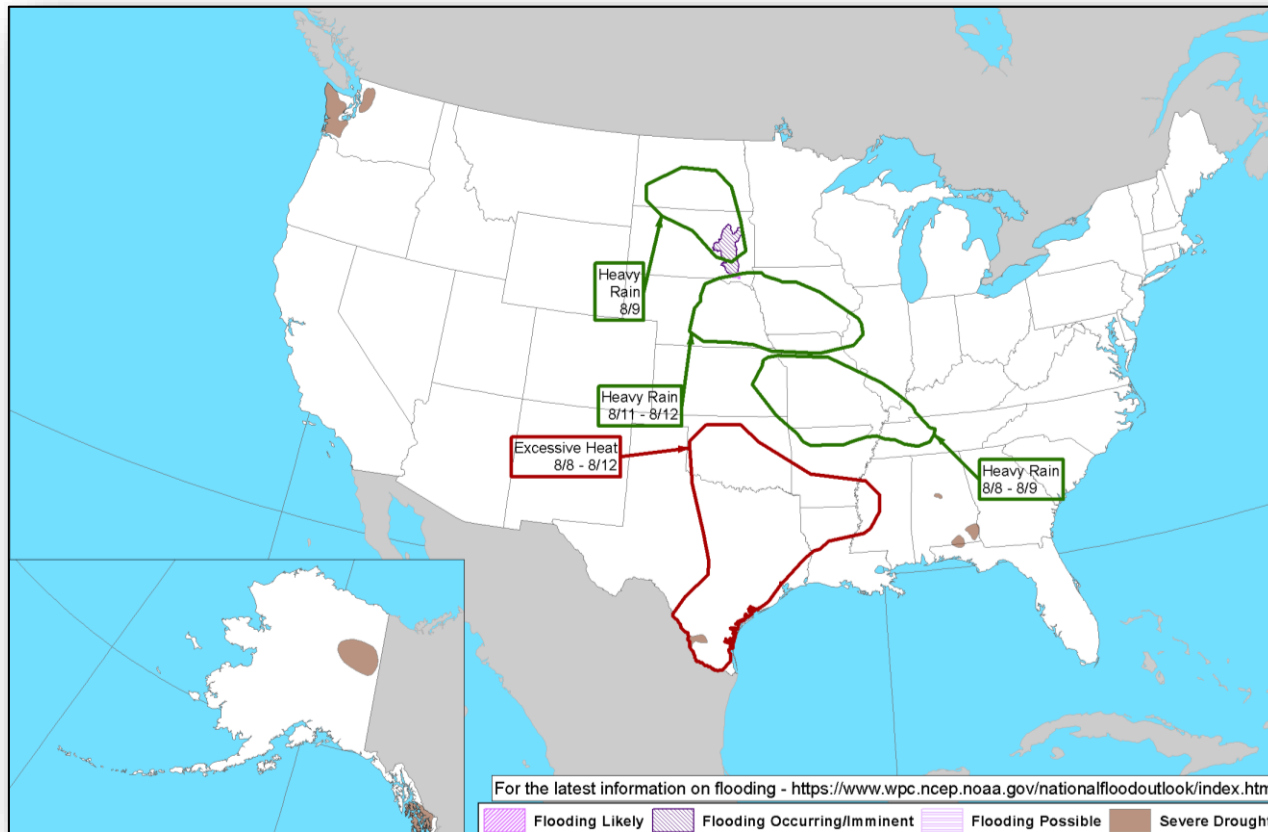
National Weather Forecast



Hazards Outlook – Aug 8-12



FEMA





Space Weather



FEMA

	Space Weather Activity	Geomagnetic Storms	Solar Radiation	Radio Blackouts
Past 24 Hours	Minor	G1	None	None
Next 24 Hours	Minor	G1	None	None
For further information on NOAA Space Weather Scales refer to: http://www.swpc.noaa.gov/noaa-scales-explanation				



Joint Preliminary Damage Assessments



FEMA

Region	State / Location	Event	IA/PA	Number of Counties		Start – End
				Requested	Completed	
I	NH	Severe Storm and Flooding Jul 7	IA	0	0	N/A
			PA	1	0	7/23 – TBD
V	IL	Severe Storms and Flooding Feb 24 – Jul 3	IA	22	0	8/12 – TBD
			PA	31	14	7/29 – TBD
	WI	Severe Storms, Flooding, Straight-line Winds & Tornadoes Jul 18-20	IA	0	0	N/A
			PA	17 / 2*	0	8/13 – TBD
VI	AR	Severe Storms and Flooding Jun 23-26	IA	0	0	N/A
			PA	12	7	7/29 – TBD
	LA	Tropical Storm Barry Jul 11-19	IA	0	0	N/A
			PA	10	4	7/25 – TBD

*Tribal areas within the state of Wisconsin

Declaration Requests in Process – 2



State / Tribe / Territory – Incident Description	Type	IA	PA	HM	Requested
MI – Severe Storms and Flooding	DR	X		X	Jun 10
Muscogee Creek Nation (OK) – Severe Storms, Straight-line Winds, Tornadoes, and Flooding	DR		X	X	Jul 29

Declaration Amendments

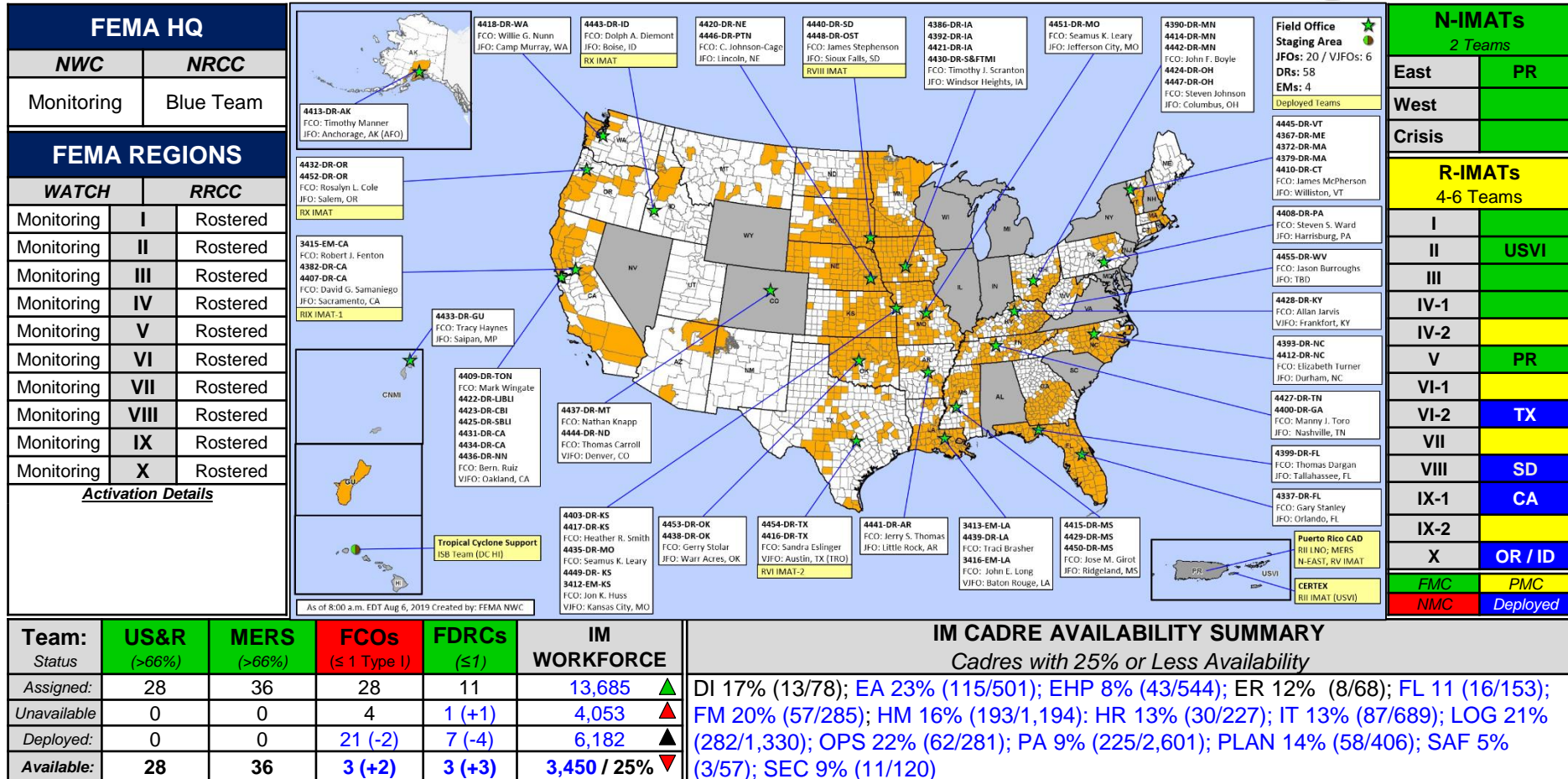


Declaration	Number	Issued	Action
4449-DR-KS	3	Aug 5	Adds 7 counties for Public Assistance
4451-DR-MO	3	Aug 5	Adds 6 counties for Individual Assistance

FEMA Common Operating Picture



FEMA



Public Assistance Grant Program



FEMA

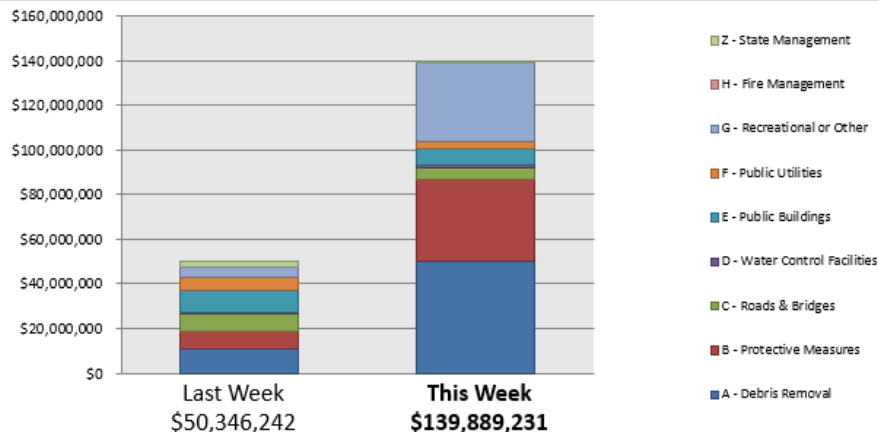
PA Project Worksheets Obligated

in past week, as of 08/05/19 at 1500 EDT

PA Category	Emergency Work		Permanent Work							Total
	A - Debris Removal	B - Protective Measures	C - Roads & Bridges	D - Water Control Facilities	E - Public Buildings	F - Public Utilities	G - Recreational or Other	H - Fire Management	Z - State Management	
Number Of PWs Obligated	46	72	43	4	80	24	34	0	29	332
Federal Share Obligated	\$50,109,839	\$36,485,537	\$5,405,260	\$1,234,348	\$7,079,960	\$3,728,808	\$35,422,616	\$0	\$422,863	\$139,889,231

Public Assistance Obligated per Category

In the Past 2 Weeks – 7/22/2019 through 8/5/2019



This weeks PA Highlights

- In 4337 - FL
 - \$31 Million obligated for Category A – Debris Removal
- In 4332 - TX
 - \$30 Million obligated for Category G – Recreational or Other
 - \$16 Million obligated for Category A – Debris Removal
- In 4339 – PR
 - \$9 Million obligated to Category B – Protective Measures

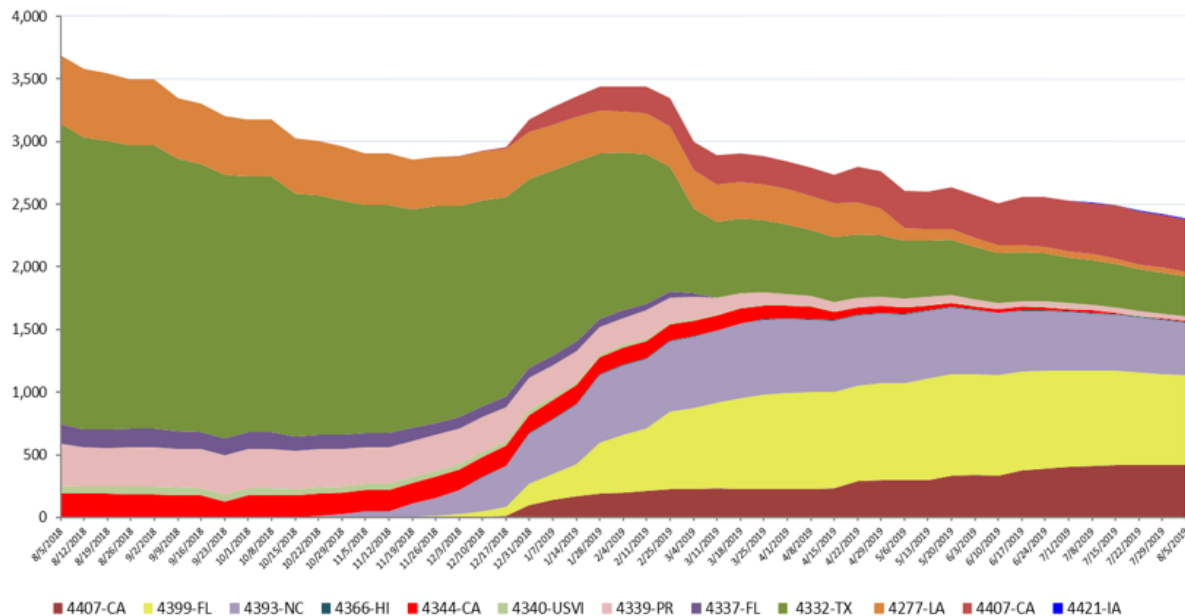


FEMA

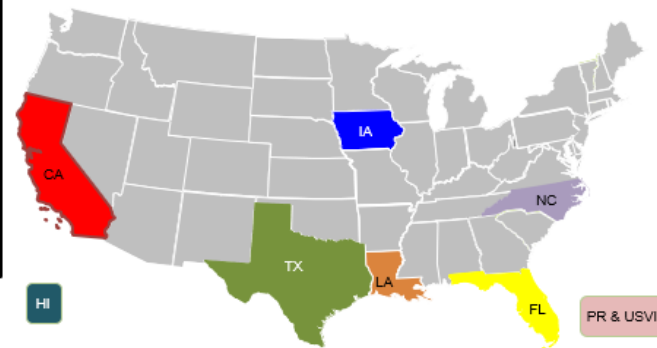
Direct Housing

Total Households in FEMA Direct Housing per State

Past Year per Week, 8/5/2018 – 8/5/2019, There are currently **1,966** Households Occupying **1,966** Temporary Units



DR	IA Declaration Date	Program End Date	Current # of Households in Direct Housing (Weekly Change)
4421-IA	3/23/2019	9/23/2020	6 (0)
4407-CA	11/12/2018	5/12/2020	420 (-1)
4399-FL	10/11/2018	4/11/2020	727 (-10)
4393-NC	9/14/2018	3/14/2020	430 (-8)
4366-HI	5/11/2018	11/11/2019	6 (0)
4344-CA	10/10/2017	7/10/2019	6 (0)
4340-USVI	9/20/2017	9/7/2019	2 (0)
4339-PR	9/20/2017	9/20/2019	34 (-2)
4332-TX	8/25/2017	8/25/2019	329 (-4)
4277-LA	8/14/2016	4/30/2019	40 (-2)



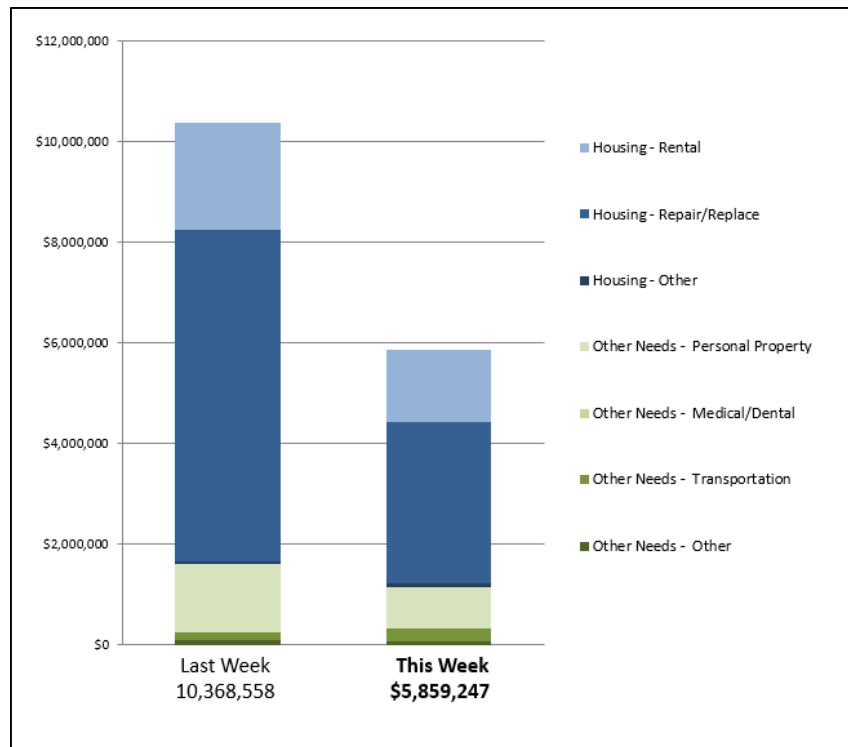
States with Currently Occupied Units

Individual Assistance Activity



FEMA

IHP Approved per Category in the Past 2 Weeks – 7/22/2019 through 8/5/2019





FEMA

**FEMA's mission is helping people
before, during, and after disasters.**

Click [here](#) to subscribe to this briefing.