

The Disaster Center is dedicated to the idea that disaster mitigation is cost effective and individuals pursuing their own interest are the greatest potential force for disaster reduction.

Please consider making a small donation to the Disaster Center



When disaster mitigation is cost effective, we are on the road to bringing disasters to an end.



FEMA

Daily Operations Briefing

Friday, August 16, 2019

8:30 a.m. EDT

National Current Operations & Monitoring



FEMA

Significant Incidents or Threats:

- Severe thunderstorms possible – Central Plains and Middle Mississippi Valley
- Heavy rain and flash flooding possible – Middle Mississippi Valley

Tropical Activity:

- Atlantic: No new tropical cyclones expected in the next five days
- Eastern Pacific:
 - Disturbance 1: Medium (50%)
 - Disturbance 2: Low (10%)
- Central Pacific: No new tropical cyclones expected in the next five days
- Western Pacific: No activity affecting U.S. interests

Declaration Activity:

- Approval: Major Disaster - FEMA 4457-DR-New Hampshire

Tropical Outlook – Atlantic



FEMA



Current Disturbances & 5 Day Cyclone Formation: < 40% | 40-60% | > 60%
 Tropical / Sub-Tropical Cyclone: Depression | Storm | Hurricane | Post-Tropical Cyclone / Remnants

Potential track area: Day 1-3 | Day 4-5 | Watches: Hurricane | Trop Stm | Warnings: Hurricane | Trop Stm | Current wind extent: Hurricane | Trop Stm

Tropical Outlook – Eastern Pacific

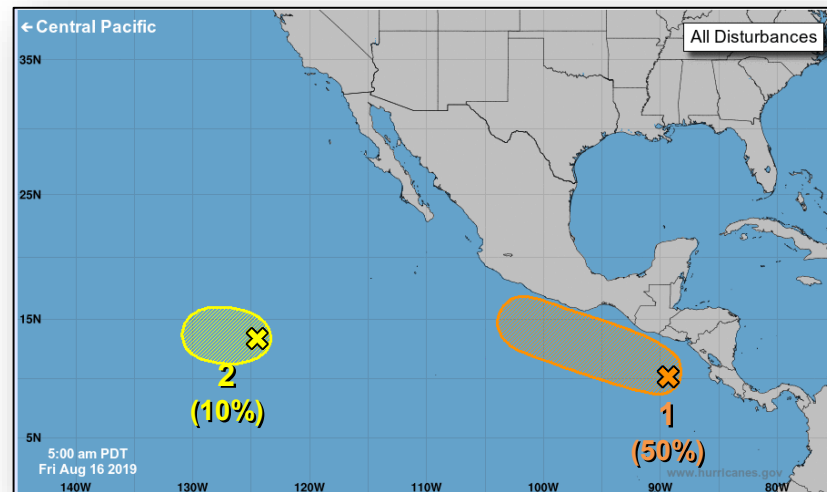


Disturbance 1 *(as of 8:00 a.m. EDT)*

- Several hundred miles S of coasts of El Salvador and Guatemala
- Moving WNW at 10 mph
- Formation chance through 48 hours: Low (10%)
- Formation chance through 5 days: Medium (50%)

Disturbance 2 *(as of 8:00 a.m. EDT)*

- 1,100 miles SW of southern tip of Baja California Peninsula, Mexico
- Moving slowly W
- Formation chance through 48 hours: Low (10%)
- Formation chance through 5 days: Low (10%)




Current Disturbances & 5 Day Cyclone Formation: < 40% | 40-60% | > 60%
Tropical / Sub-Tropical Cyclone: Depression | Storm | Hurricane | Post-Tropical Cyclone / Remnants

Potential track area: Day 1-3 | Day 4-5 | Watches: Hurricane | Trop Stm | Warnings: Hurricane | Trop Stm | Current wind extent: Hurricane | Trop Stm

Tropical Outlook – Central Pacific



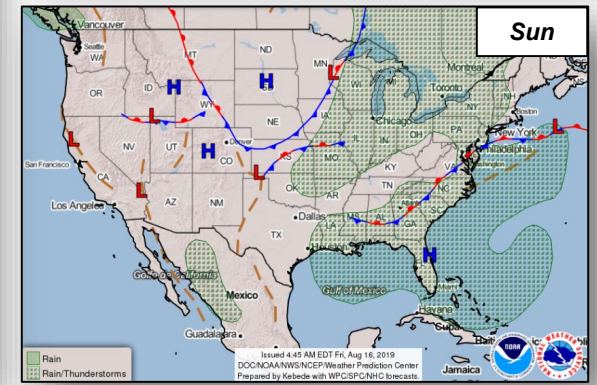
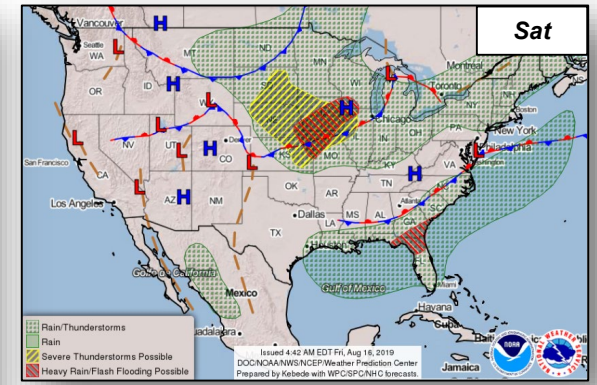
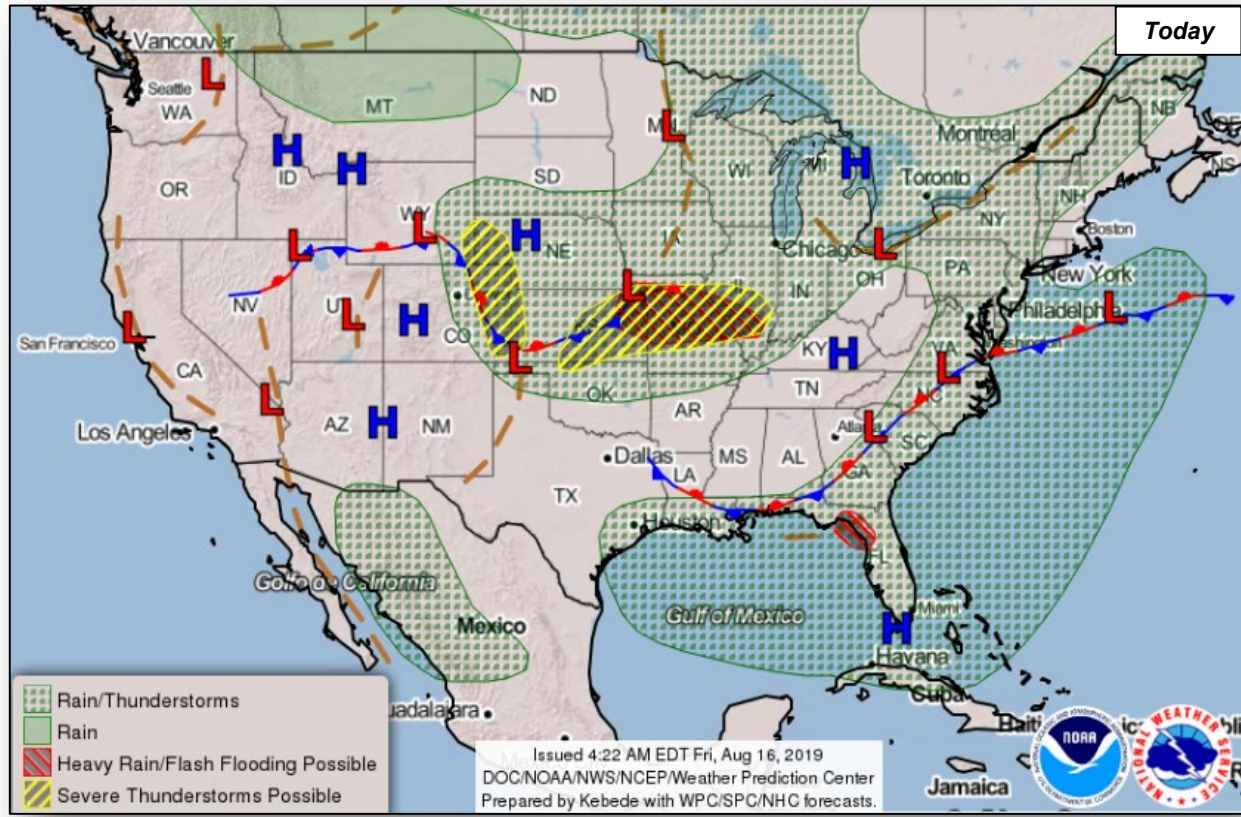
FEMA



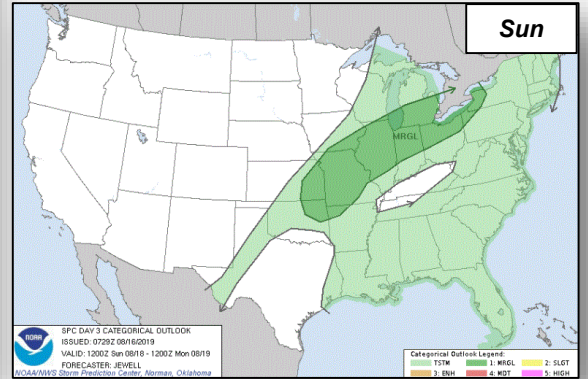
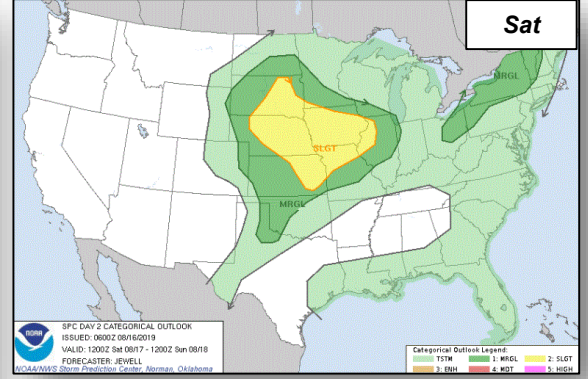
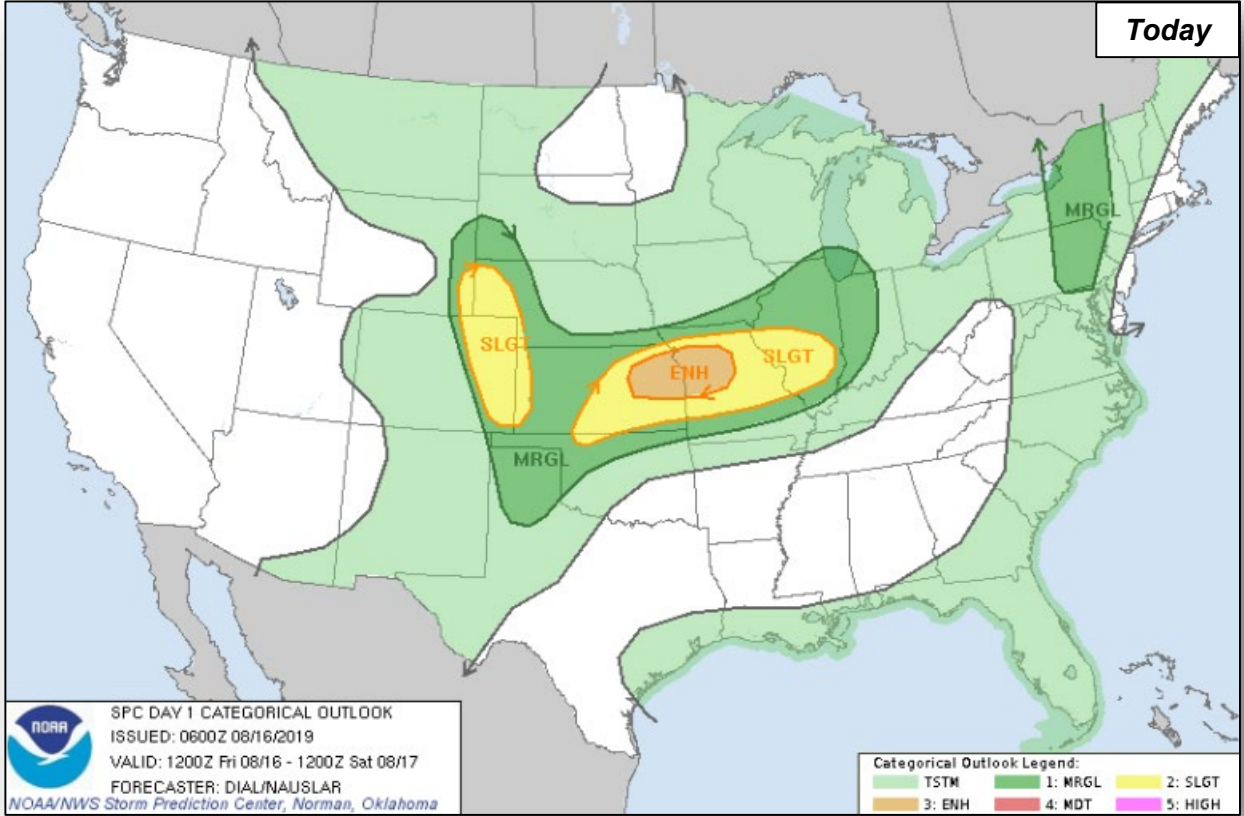
Current Disturbances & 5 Day Cyclone Formation: < 40% | 40-60% | > 60%
 Tropical / Sub-Tropical Cyclone: Depression | Storm | Hurricane | Post-Tropical Cyclone / Remnants

Potential track area: Day 1-3 | Day 4-5 | Watches: Hurricane | Trop Stm | Warnings: Hurricane | Trop Stm | Current wind extent: Hurricane | Trop Stm

National Weather Forecast



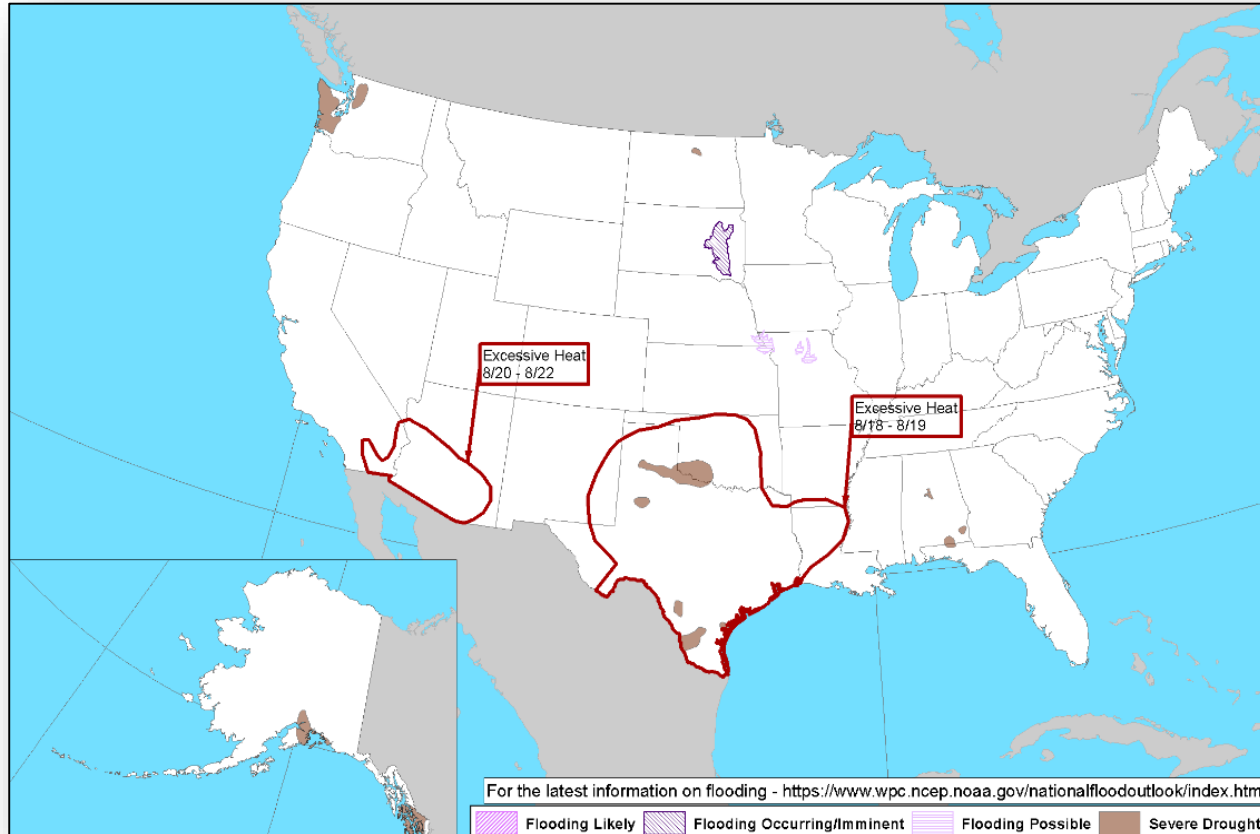
Severe Weather Outlook



Hazards Outlook – Aug 18-22



FEMA



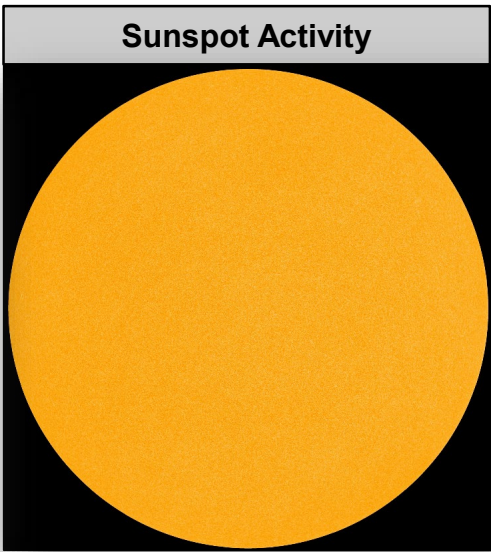

Space Weather



FEMA

	Space Weather Activity	Geomagnetic Storms	Solar Radiation	Radio Blackouts
Past 24 Hours	None	None	None	None
Next 24 Hours	None	None	None	None

For further information on NOAA Space Weather Scales refer to: <http://www.swpc.noaa.gov/noaa-scales-explanation>



Joint Preliminary Damage Assessments



Region	State / Location	Event	IA/PA	Number of Counties		Start – End
				Requested	Completed	
II	NY	Severe Rain Storm Jun 30	IA	0	0	N/A
			PA	2	0	8/13 – TBD
V	IL	Severe Storms and Flooding Feb 24 – Jul 3	IA	22	10 (+5)	8/12 – TBD
			PA	31	31 (+5)	7/29 – 8/15
	WI	Severe Storms, Flooding, Straight-line Winds, & Tornadoes Jul 18-20	IA	0	0	N/A
			PA	18 / 2*	18 (+15) / 2* (+2)	8/13 – 8/15
VI	TX	Severe Storms and Flooding Jun 24-25	IA	0	0	N/A
			PA	3	3 (+3)	8/12 – 8/14
VIII	SD	Spring Flooding Jun 30 – Jul 21	IA	0	0	N/A
			PA	9	0	8/14 – TBD

*Tribal areas within the state of Wisconsin

Declaration Approval



FEMA

Declaration: Major Disaster – New Hampshire
Requested: Aug 8

Approved: August 15

Incident: Severe Storms and Flooding

Incident Period: Jul 11-12

Includes:

- **PA Only:** One county
- **Hazard Mitigation:** Statewide

FCO: James McPherson

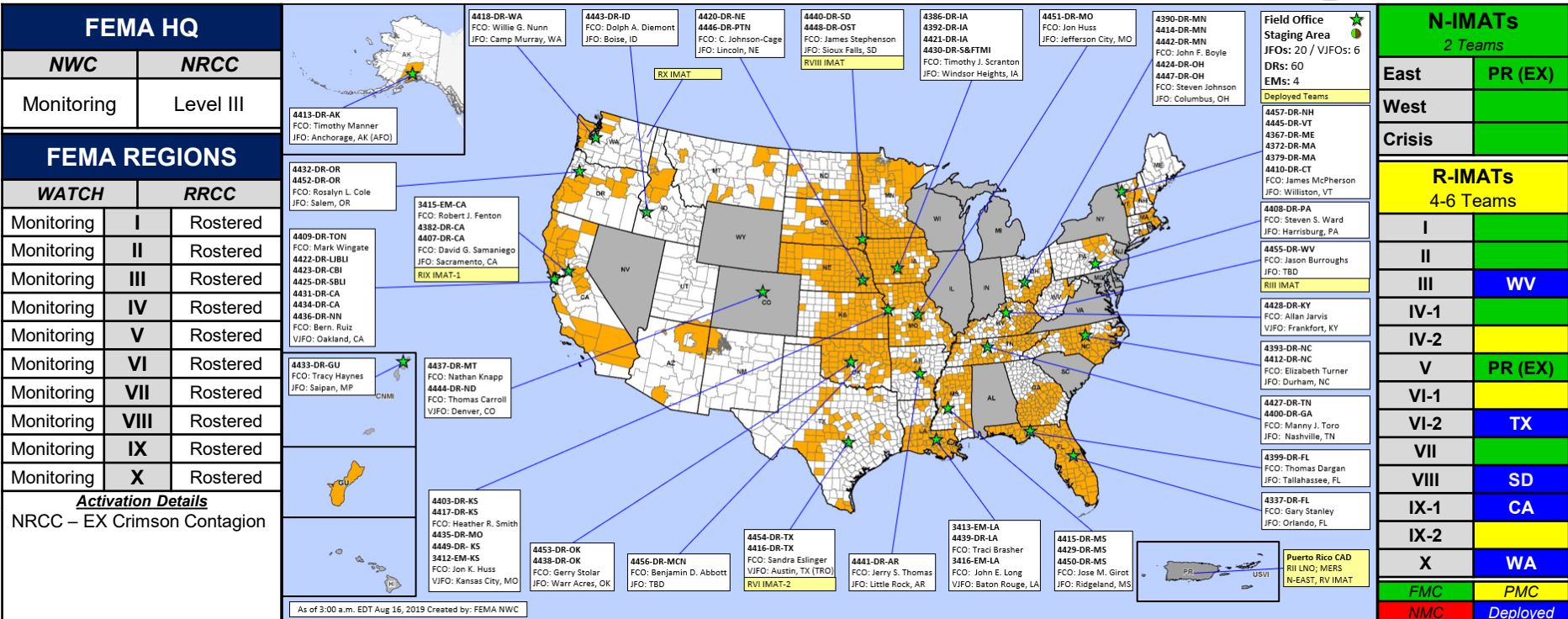


■ PA

FEMA Common Operating Picture



FEMA



Team:	US&R	MERS	FCOs	FDRCs	IM WORKFORCE	IM CADRE AVAILABILITY SUMMARY
Status	(>66%)	(>66%)	(≤ 1 Type)	(≤1)		<i>Cadres with 25% or Less Availability</i>
Assigned:	28	36	38	12	13,618 ▼	DI 15% (12/78); EA 22% (110/491); EHP 5% (28/540); ER 10% (7/67); FL 11% (17/152);
Unavailable:	0	0	2 (+1)	1 (+1)	3,983 ▼	FM 19% (55/283); HM 15% (180/1,196); HR 12% (26/226); IT 15% (99/654); LOG 22%
Deployed:	0	0	31	8	6,158 ▲	(294/1,332); OPS 22% (61/282); PA 8% (200/2,609); PLAN 11% (43/402); SAF -2%
Available:	28	36	5 (-1)	3 (-1)	3,477 / 26% ▲	(-1/58); SEC 12% (14/118)



FEMA

FEMA's mission is helping people before, during, and after disasters.

Click [here](#) to subscribe to this briefing.