

The Disaster Center is dedicated to the idea that disaster mitigation is cost effective and individuals pursuing their own interest are the greatest potential force for disaster reduction.

Please consider making a small donation to the Disaster Center



When disaster mitigation is cost effective, we are on the road to bringing disasters to an end.



# FEMA

## **Daily Operations Briefing**

**Monday, September 30, 2019**

**8:30 a.m. EDT**

# National Current Operations & Monitoring



FEMA

## Significant Incidents or Threats:

- Heavy rain and flash flooding possible – New Mexico
- Elevated to critical fire weather – Central Great Basin to Central Plains and Southwest

## Tropical Activity:

- Atlantic:
  - Hurricane Lorenzo (CAT 2)
- Eastern Pacific:
  - Tropical Depression Narda; Disturbance 1: Low (20%)
- Central Pacific: No new tropical cyclones expected during the next five days
- Western Pacific: No activity affecting U.S. interests

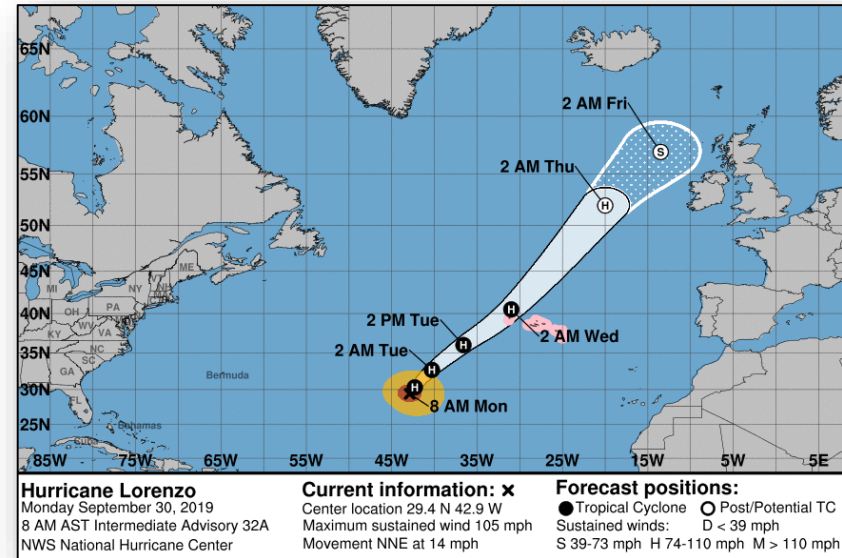
**Declaration Activity:** None

# Tropical Outlook – Atlantic



## Hurricane Lorenzo (Cat 2) *(Advisory #32A as of 8:00 a.m. EDT)*

- 1,045 miles WSW of the Azores
- Moving NNE at 14 mph
- Maximum sustained winds 105 mph
- Hurricane force winds extend 90 miles; tropical storm force winds extend 255 miles



Current Disturbances & 5 Day Cyclone Formation: ✕ < 40% | ✖ 40-60% | ✗ > 60%  
 Tropical / Sub-Tropical Cyclone: ○ Depression | ● Storm | ● Hurricane | ⊗ Post-Tropical Cyclone / Remnants

Potential track area: Day 1-3 Day 4-5  
 Watches: Hurricane Trop Stm  
 Warnings: Hurricane Trop Stm  
 Current wind extent: Hurricane Trop Stm

# Tropical Outlook – Eastern Pacific



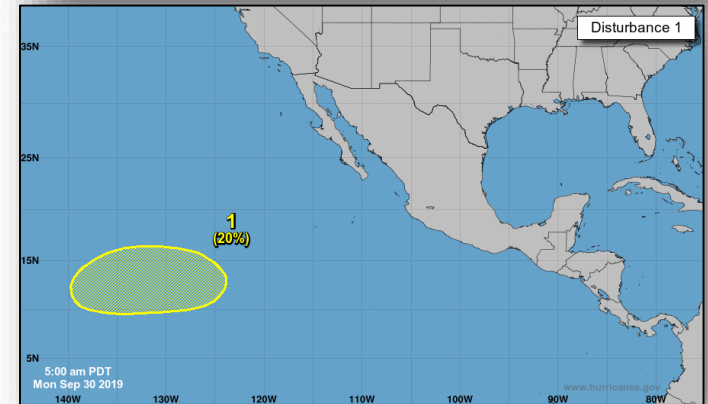
## Tropical Depression Narda *(Advisory #8A, as of 8:00 a.m. EDT)*

- Over Las Islas Marias, Mexico
- Moving NW at 15 mph
- Maximum sustained winds 35 mph
- Expected to become a tropical storm again later this morning



## Disturbance 1 *(as of 2:00 a.m. EDT)*

- Expected to form over the far southwestern portion of the eastern North Pacific early this week
- Drifting slowly E or NE
- Formation chance through 48 hours: Low (near 0%)
- Formation chance through 5 days: Low (20%)



Current Disturbances & 5 Day Cyclone Formation: < 40% | 40-60% | > 60%

Tropical / Sub-Tropical Cyclone: Depression | Storm | Hurricane | Post-Tropical Cyclone / Remnants

Potential track area: Day 1-3 | Day 4-5

Watches: Hurricane | Trop Stm

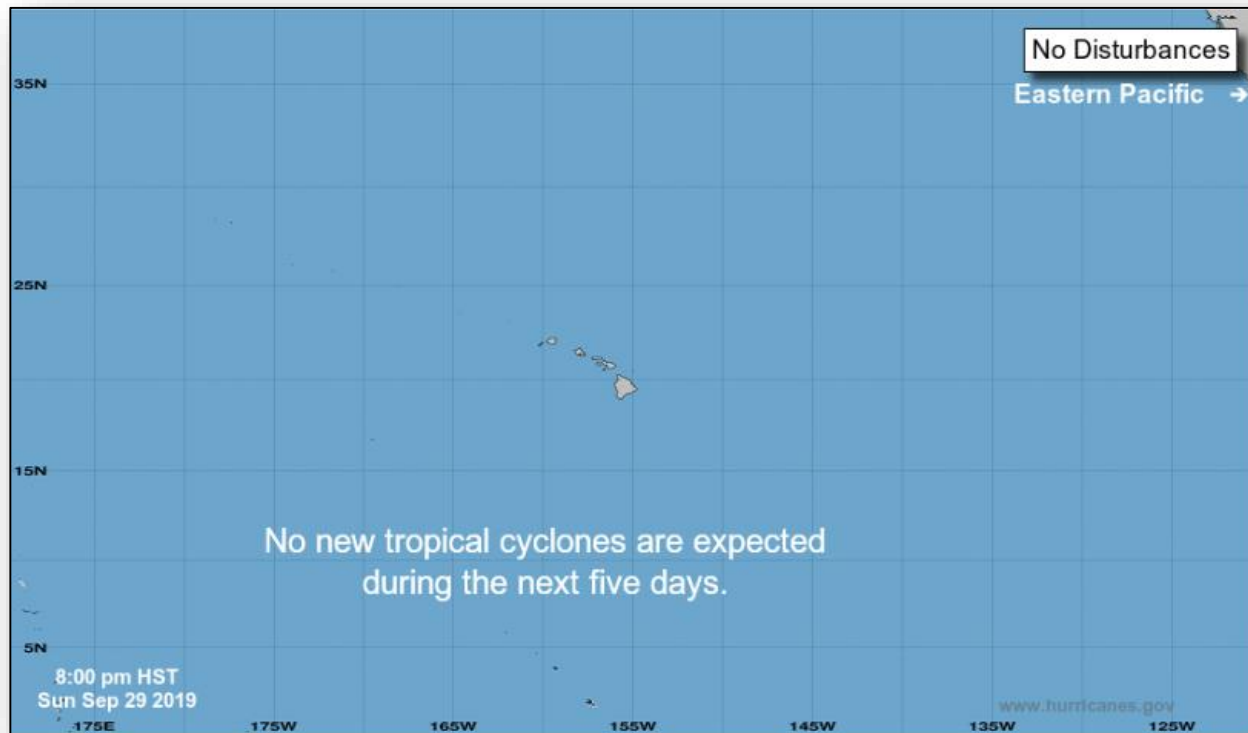
Warnings: Hurricane | Trop Stm

Current wind extent: Hurricane | Trop Stm

# Tropical Outlook – Central Pacific



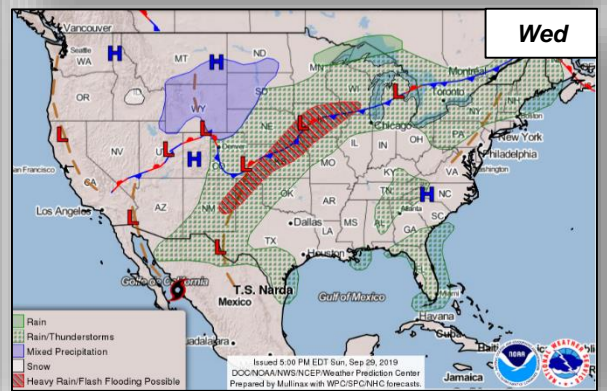
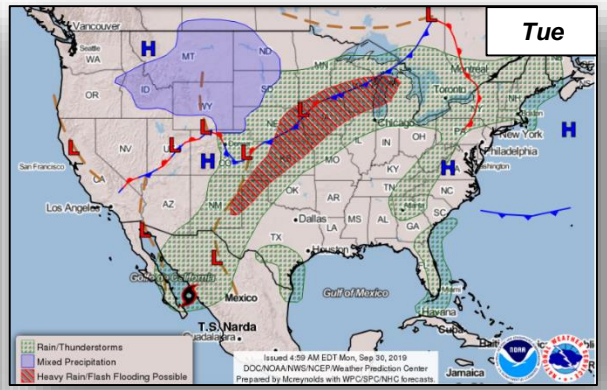
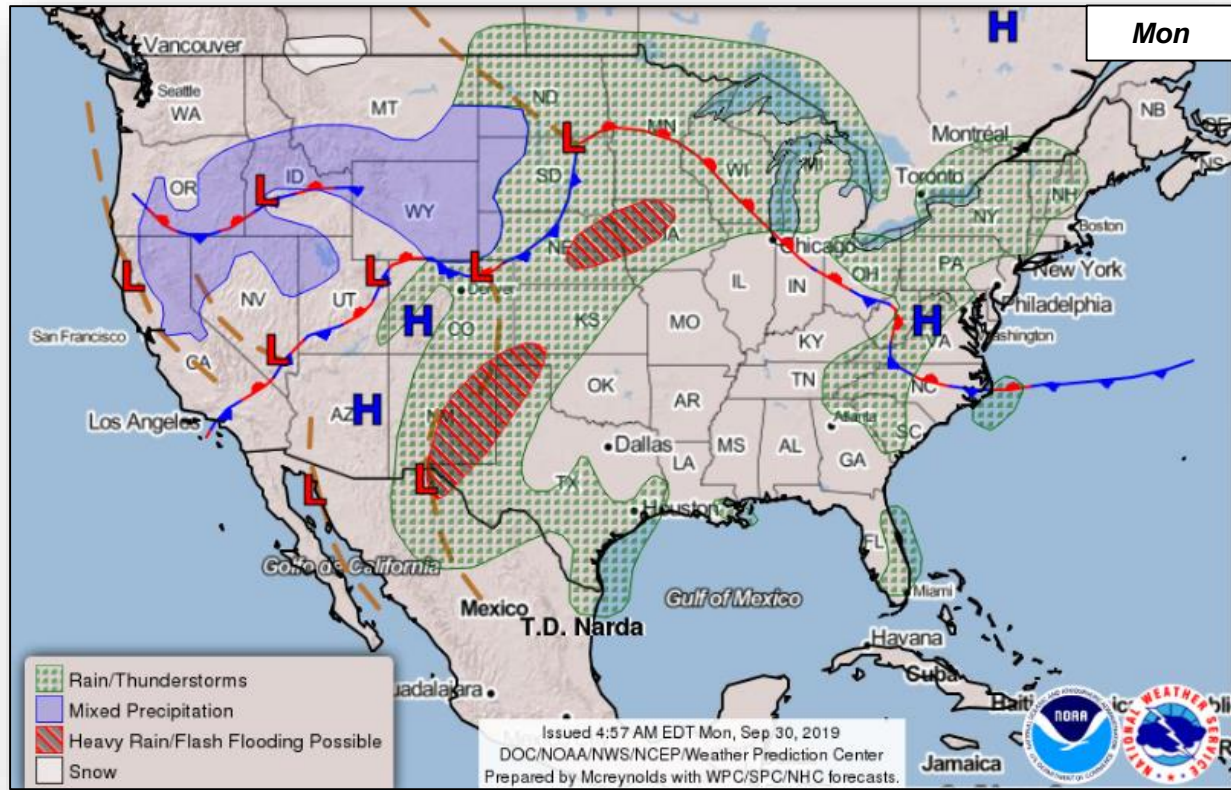
FEMA



Current Disturbances & 5 Day Cyclone Formation: < 40% | 40-60% | > 60%  
Tropical / Sub-Tropical Cyclone: Depression | Storm | Hurricane | Post-Tropical Cyclone / Remnants

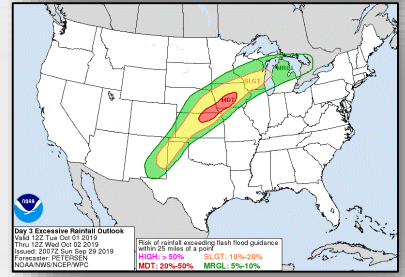
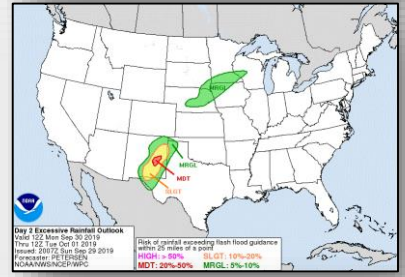
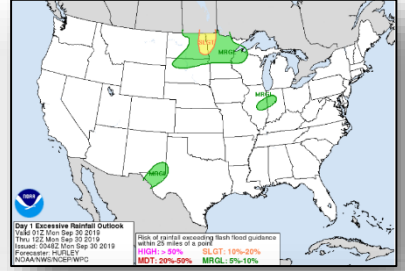
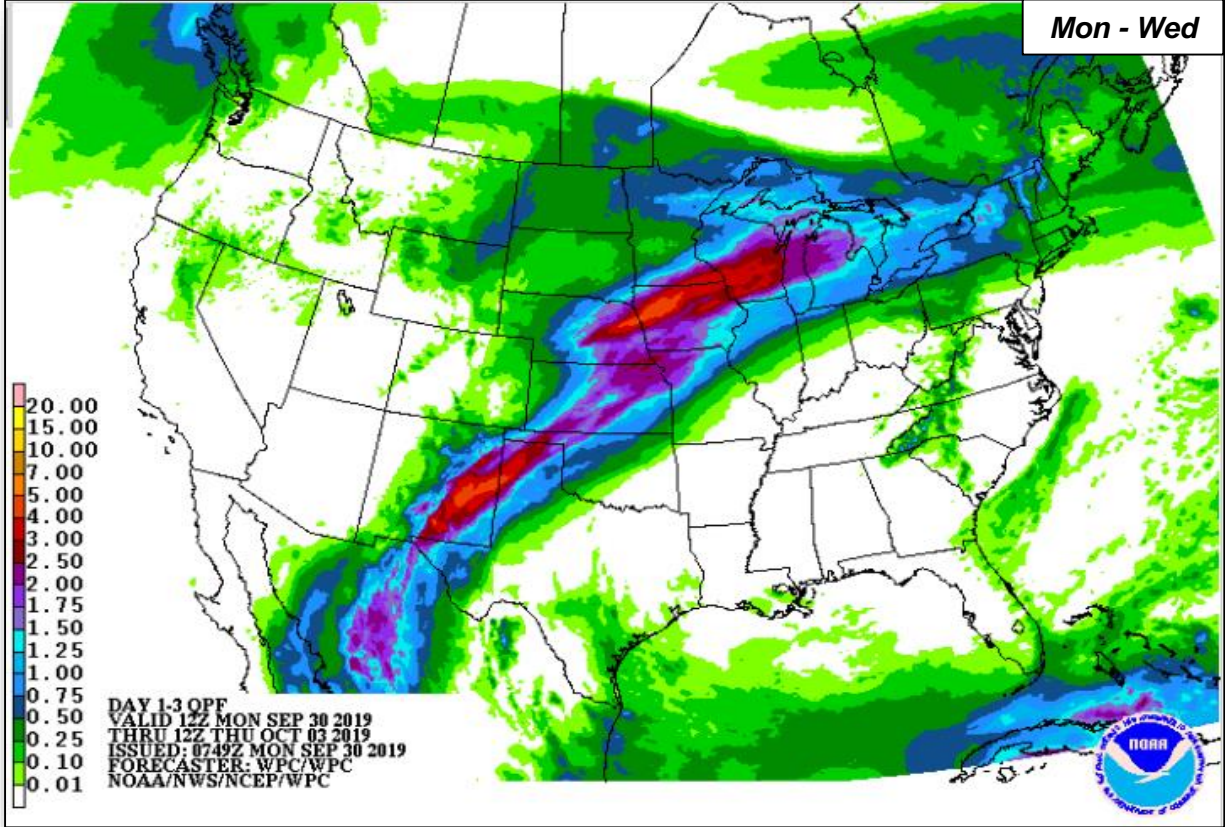
Potential track area: Day 1-3 | Day 4-5 | Watches: Hurricane | Trop Stm | Warnings: Hurricane | Trop Stm | Current wind extent: Hurricane | Trop Stm

# National Weather Forecast



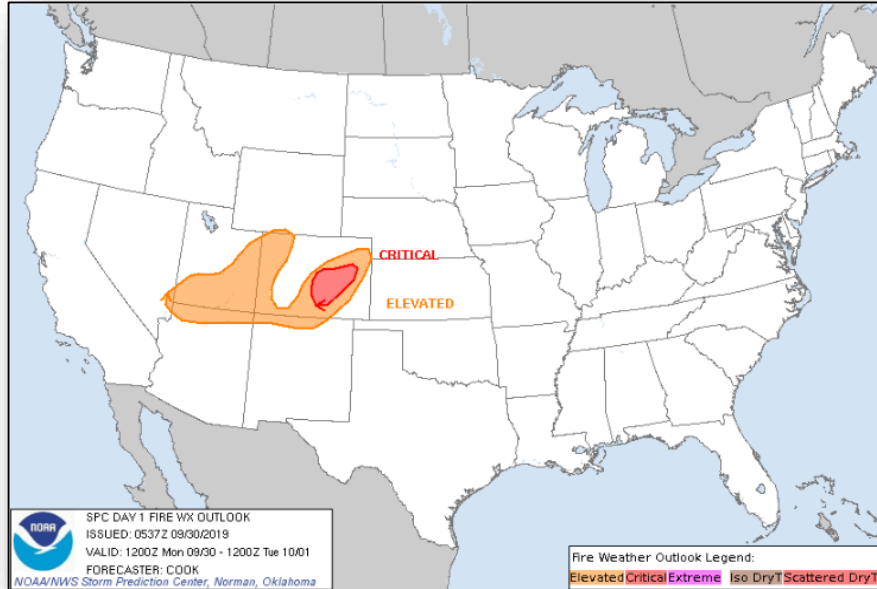


# Precipitation Forecast

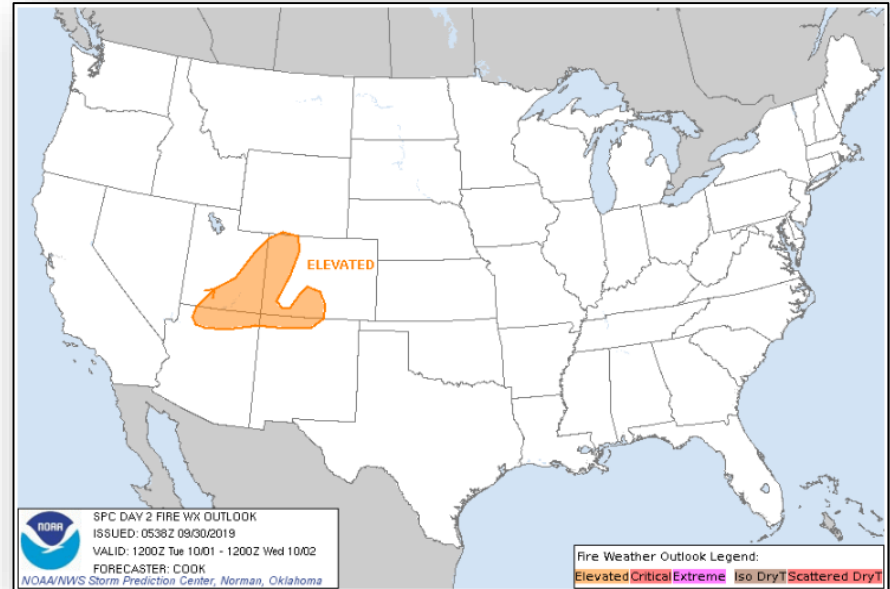




# Fire Weather Outlook

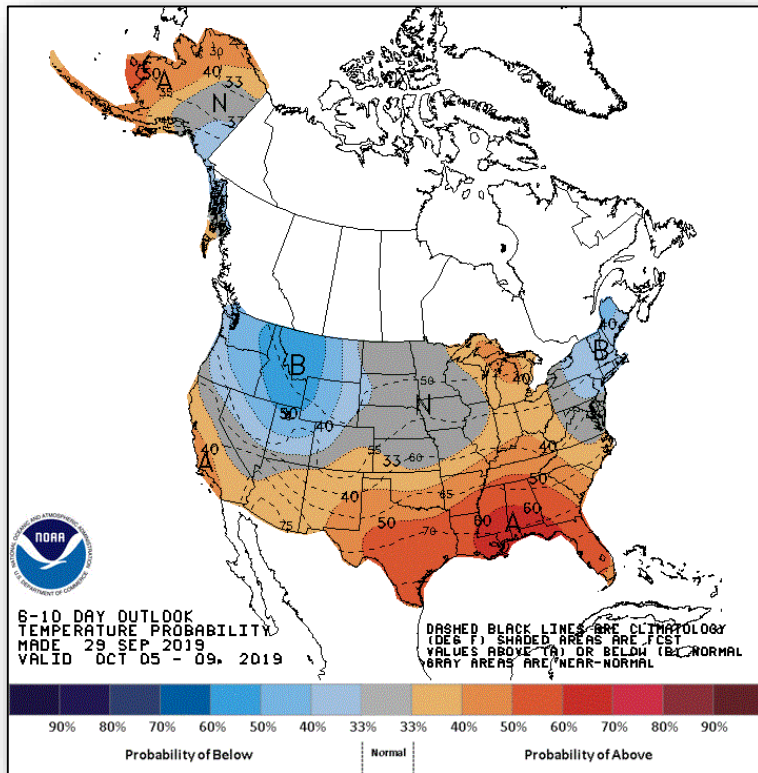


*Today*

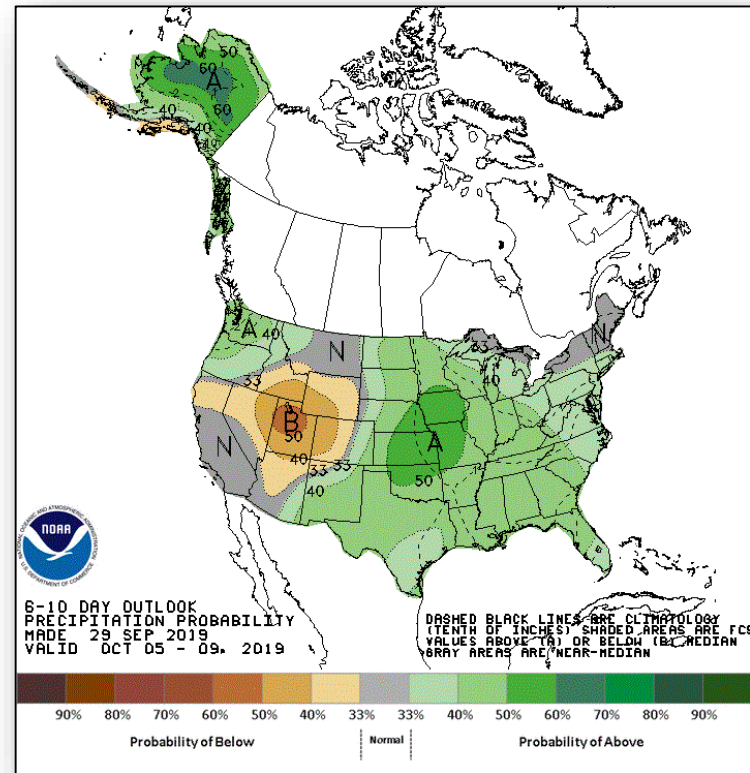


*Tomorrow*

# Long Range Outlooks – Oct 5 – 9



**6-10 Day Temperature Probability**



**6-10 Day Precipitation Probability**

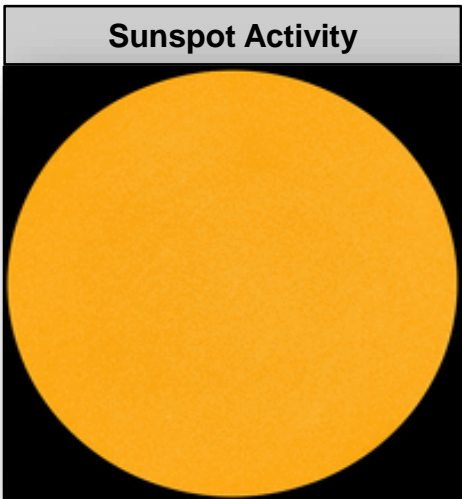

# Space Weather



FEMA

|               | Space Weather Activity | Geomagnetic Storms | Solar Radiation | Radio Blackouts |
|---------------|------------------------|--------------------|-----------------|-----------------|
| Past 24 Hours | None                   | None               | None            | None            |
| Next 24 Hours | None                   | None               | None            | None            |

For further information on NOAA Space Weather Scales refer to: <http://www.swpc.noaa.gov/noaa-scales-explanation>



# Joint Preliminary Damage Assessments



FEMA

| Region | State / Location | Event                             | IA/PA | Number of Counties |           | Start – End |
|--------|------------------|-----------------------------------|-------|--------------------|-----------|-------------|
|        |                  |                                   |       | Requested          | Completed |             |
| IV     | NC               | Tropical Cyclone Dorian<br>Aug 30 | IA    | 4                  | 4         | 9/19 – 9/27 |
|        |                  |                                   | PA    | 25                 | 21        | 9/10 – TBD  |
|        | FL               | Tropical Cyclone Dorian<br>Aug 30 | IA    | 0                  | 0         | N/A         |
|        |                  |                                   | PA    | 18                 | 4         | 9/9 – TBD   |
| VI     | TX               | Tropical Storm Imelda<br>Sep 20   | IA    | 12                 | 6         | 9/23 – TBD  |
|        |                  |                                   | PA    | 13                 | 1         | 9/27 – TBD  |

# Declaration Requests in Process – 5



FEMA

| State / Tribe / Territory – Incident Description                | Type | IA | PA | HM | Requested |
|---|------|----|----|----|-----------|
| <b>SD (+2 Tribes*)</b> – Severe Storms, Tornadoes, and Flooding | DR   |    | X  | X  | Aug 19    |
| <b>SC</b> – Hurricane Dorian                                    | DR   |    | X  | X  | Sep 5     |
| <b>SD</b> – Severe Storms, Tornadoes, and Flooding              | DR   |    | X  | X  | Sep 10    |
| <b>AR</b> – Severe Storms and Flooding                          | DR   |    | X  | X  | Sep 12    |
| <b>NC</b> – Hurricane Dorian                                    | DR   | X  | X  | X  | Sep 13**  |

\* *Cheyenne River Reservation and the Lower Brule Indian Reservation*

\*\* *Amended September 21*



# FEMA Common Operating Picture



FEMA

| FEMA HQ    |             |
|------------|-------------|
| <b>NWC</b> | <b>NRCC</b> |
| Monitoring | Gold        |

| FEMA REGIONS |      |          |
|--------------|------|----------|
| WATCH        | RRCC |          |
| Monitoring   | I    | Rostered |
| Monitoring   | II   | Rostered |
| Monitoring   | III  | Rostered |
| Monitoring   | IV   | Rostered |
| Monitoring   | V    | Rostered |
| Monitoring   | VI   | Rostered |
| Monitoring   | VII  | Rostered |
| Monitoring   | VIII | Rostered |
| Monitoring   | IX   | Rostered |
| Monitoring   | X    | Rostered |

**Notes:**

GU: Dengue Fever  
 WY: Cyber Event  
 TX: TC Narda  
 MT: Snowstorm

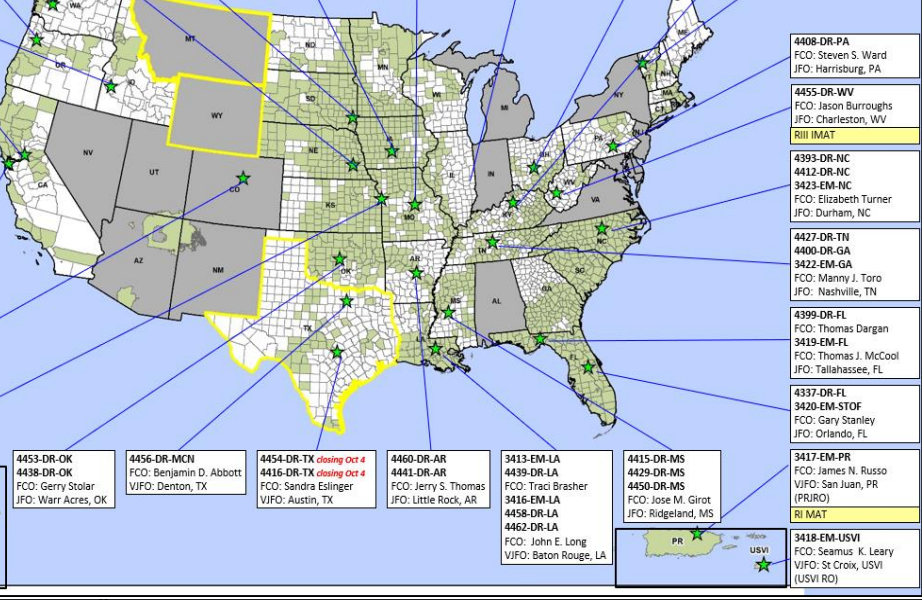
Major Disasters (DR): 64  
 Emergency Disasters (EM): 9  
 ★ JFOs: 21 / VJFOs: 9  
 ★ Staging Area  
 ■ Declared County  
 ■ Fully Activated  
 ■ Partially Activated  
 ■ Monitoring

As of 3:00 a.m. EDT September 30, 2019  
 Created by: FEMA NWC

4113-DR-AK  
 FCO: Timothy Manner  
 JFO: Anchorage, AK (AFO)

4433-DR-GU  
 FCO: Tracy Haynes  
 JFO: Saipan, MP

- 4418-DR-WA  
 FCO: Willie G. Nunn  
 JFO: Camp Murray, WA
- 4420-DR-NE  
 4446-DR-PTN  
 FCO: C. Johnson-Cage  
 JFO: Lincoln, NE
- 4432-DR-OR  
 4452-DR-OR  
 FCO: Rosalyn L. Cole  
 JFO: Salem, OR
- 4443-DR-ID *closing Oct 11*  
 FCO: Dolph A. Diemont  
 JFO: Boise, ID
- 4382-DR-CA  
 4407-DR-CA  
 FCO: David G. Samaniego  
 JFO: Sacramento, CA  
 RIX IMAT-2
- 4409-DR-TON  
 FCO: Mark Wingate
- 4422-DR-LIBU  
 4423-DR-CB  
 4425-DR-SBLI  
 4431-DR-CA  
 4434-DR-CA  
 4436-DR-NN  
 FCO: Bern. Ruiz  
 VJFO: Oakland, CA
- 4444-DR-ND  
 FCO: Thomas Carroll  
 VJFO: Denver, CO
- 4449-DR-KS  
 FCO: Dan Best  
 4403-DR-KS  
 4417-DR-KS  
 FCO: Heather R. Smith  
 VJFO: Kansas City, MO
- 4453-DR-OK  
 4438-DR-OK  
 FCO: Gerry Stolar  
 JFO: Warr Acres, OK
- 4456-DR-MCN  
 FCO: Benjamin D. Abbott  
 VJFO: Denton, TX
- 4454-DR-TX *closing Oct 4*  
 4415-DR-TX *closing Oct 4*  
 FCO: Sandra Estinger  
 VJFO: Austin, TX
- 4460-DR-AR  
 4441-DR-AR  
 FCO: Jerry S. Thomas  
 JFO: Little Rock, AR
- 4461-DR-IL  
 FCO: Nancy Casper  
 JFO: TBD  
 RV IMAT
- 4386-DR-IA  
 4392-DR-IA  
 4421-DR-IA  
 4430-DR-S&FTMI  
 FCO: Timothy J. Scranton  
 JFO: Windsor Heights, IA
- 4435-DR-MO  
 FCO: Jon Huss  
 JFO: Jefferson City, MO
- 4414-DR-MN  
 4442-DR-MN  
 FCO: John F. Boyle  
 4424-DR-OH  
 4447-DR-OH  
 4459-DR-WI  
 FCO: Steven Johnson  
 JFO: Columbus, OH
- 4428-DR-KY  
 3421-EM-SC  
 FCO: Allan Jarvis  
 VJFO: Frankfort, KY
- 4457-DR-NH  
 4445-DR-VT  
 4367-DR-ME  
 4424-DR-MA  
 4379-DR-MA  
 4410-DR-CT  
 FCO: James McPherson  
 JFO: Williston, VT
- 4408-DR-PA  
 FCO: Steven S. Ward  
 JFO: Harrisburg, PA
- 4455-DR-WV  
 FCO: Jason Burroughs  
 JFO: Charleston, WV  
 RII IMAT
- 4393-DR-NC  
 4412-DR-NC  
 3423-EM-NC  
 FCO: Elizabeth Turner  
 JFO: Durham, NC
- 4427-DR-TN  
 4460-DR-GA  
 3422-EM-GA  
 FCO: Manny J. Toro  
 JFO: Nashville, TN
- 4399-DR-FL  
 FCO: Thomas Dargan  
 3419-EM-FL  
 FCO: Thomas J. McCool  
 JFO: Tallahassee, FL
- 4337-DR-FL  
 3420-EM-STOF  
 FCO: Gary Stanley  
 JFO: Orlando, FL
- 3417-EM-PR  
 FCO: James N. Russo  
 VJFO: San Juan, PR  
 (PRIJO)
- 4415-DR-MS  
 4429-DR-MS  
 4450-DR-MS  
 FCO: Jose M. Girof  
 JFO: Ridgeland, MS  
 RI MAT
- 3418-EM-USVI  
 FCO: Seamus K. Leary  
 VJFO: St Croix, USVI  
 (USVI RO)



| N-IMATs |       |
|---------|-------|
| 2 Team  |       |
| E       | Demob |
| W       |       |
| C       |       |

| R-IMATs   |         |
|-----------|---------|
| 4-6 Teams |         |
| I         | PR      |
| II        |         |
| III       | WV      |
| IV-1      |         |
| IV-2      |         |
| V         | IL      |
| VI-1      |         |
| VI-2      |         |
| VII       | 2       |
| VIII      | 1       |
| IX-1      | AS (EX) |
| IX-2      | CA      |
| X         | 3       |

|     |          |
|-----|----------|
| FMC | PMC      |
| NMC | Deployed |

| Team:       | US&R   | MERS    | FCOs        | FDRCS | IM WORKFORCE  |
|-------------|--------|---------|-------------|-------|---------------|
| Status      | (>66%) | (>66%)  | (≤1 Type 1) | (≤3)  |               |
| Assigned:   | 28     | 36      | 38          | 12    | 13,685 ▼      |
| Unavailable | 0      | 0       | 1           | 1     | 4,005 ▼       |
| Deployed:   | 0      | 0 (-1)  | 33          | 9     | 5,215 ▼       |
| Available:  | 28     | 36 (+1) | 4           | 2     | 4,465 / 33% ▲ |

| IM CADRE AVAILABILITY SUMMARY   |  |
|---|--|
| Cadres with 25% or Less Availability  |  |
| EHP 9% (51/553); ER 24% (17/72); FL 22% (37/167); FM 23% (64/279); IT 23% (149/648); PA 11% (296/2,684); PLAN 24% (94/398); SAF 19% (10/54) |  |



# FEMA

**FEMA's mission is helping people before, during, and after disasters.**

Click [here](#) to subscribe to this briefing.