

The Disaster Center is dedicated to the idea that disaster mitigation is cost effective and individuals pursuing their own interest are the greatest potential force for disaster reduction.

Please consider making a small donation to the Disaster Center



When disaster mitigation is cost effective, we are on the road to bringing disasters to an end.



FEMA

Daily Operations Briefing

Thursday, January 1, 2015

8:30 a.m. EST

Significant Activity: Dec 31 – Jan 01



Significant Events: None

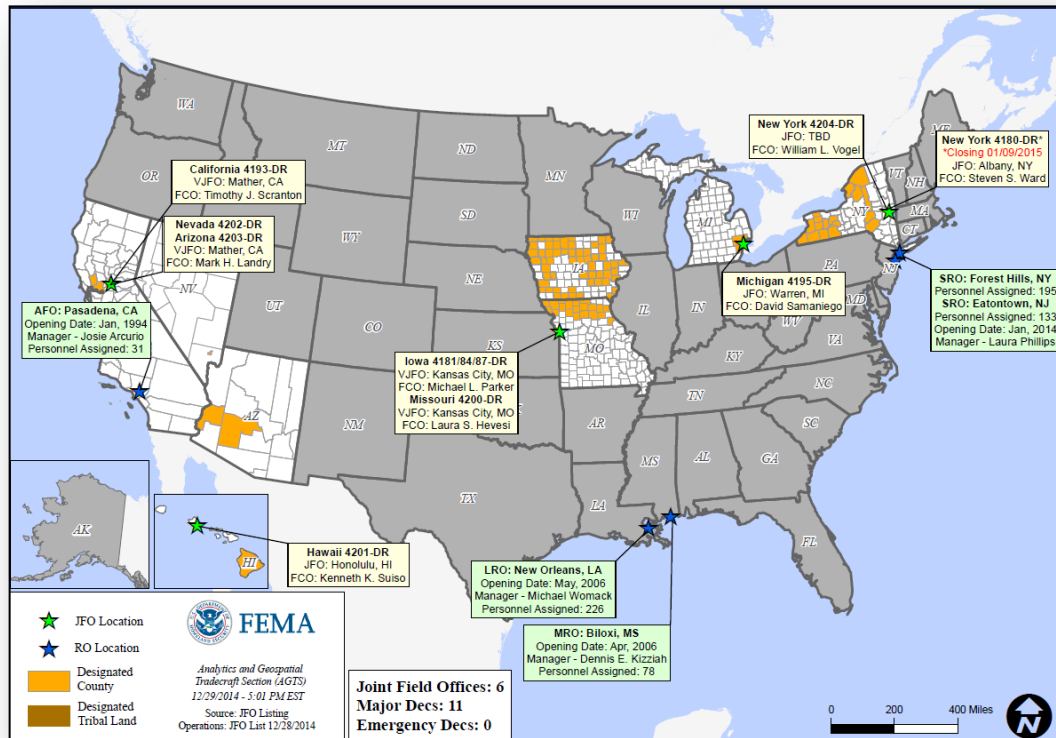
Significant Weather:

- Sleet and Freezing Rain – Southern Plains to Tennessee Valley
- Heavy Snow – Great Lakes
- Snow – Great Basin and Southwest to Central Rockies Southern High Plains; Northern Plains to Northeast
- Rain – Southern Plains into the Ohio Valley into the Southeast (up to 1.5 inches in Southern Plains to Lower Mississippi Valley)
- Critical Fire Weather Areas: none; Red Flag Warnings: none
- Space Weather: Past 24 hours – none; next 24 hours – none predicted

Tropical Activity: No activity impacting U.S. territories

FEMA Readiness: No significant activity

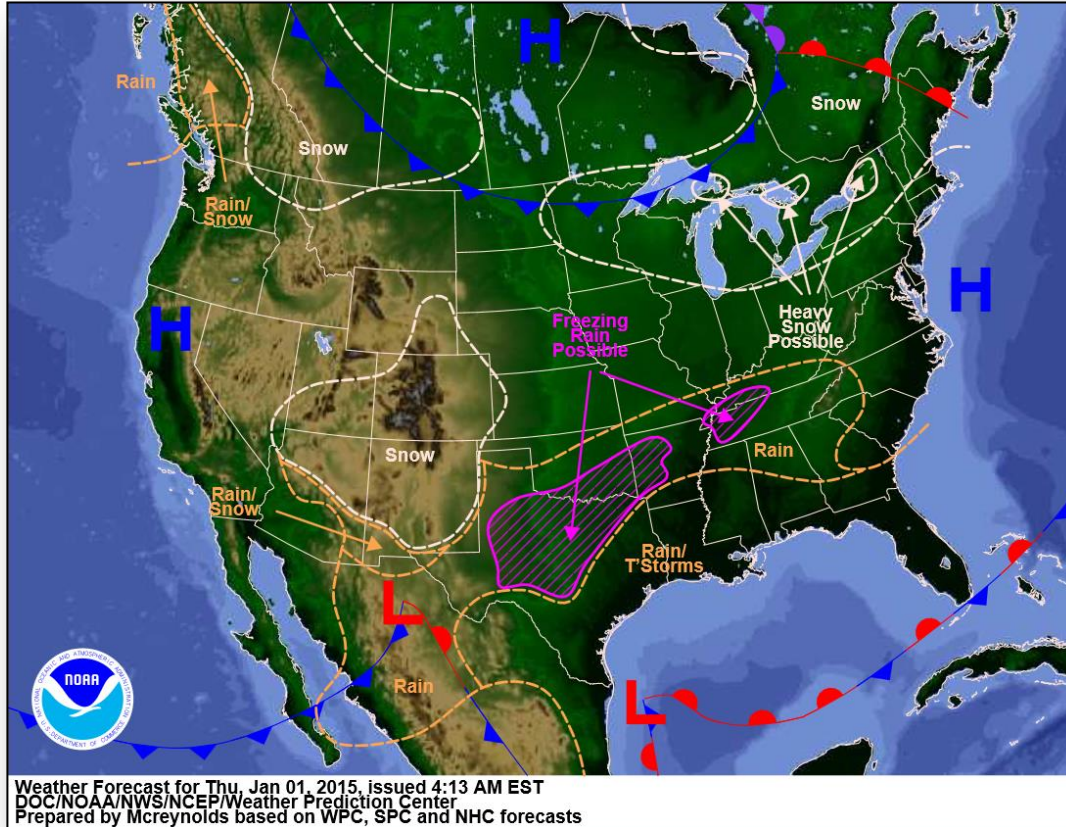
Open Field Offices as of Jan 01



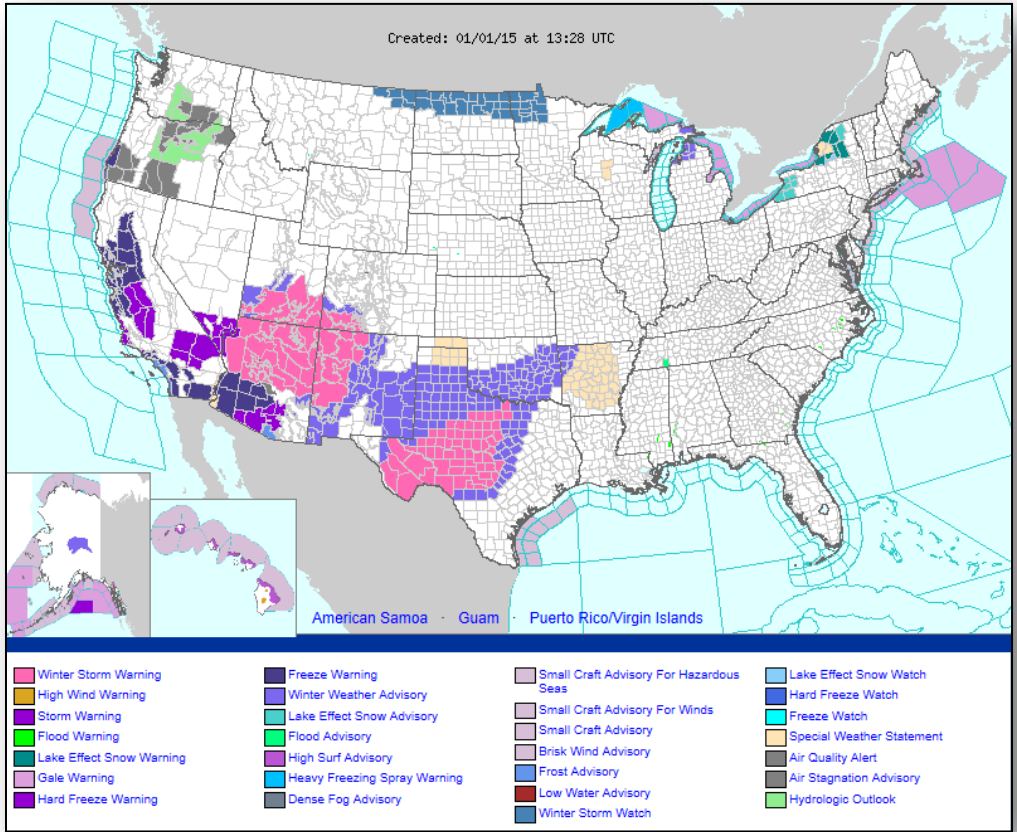
Joint Preliminary Damage Assessments

| Region | State / Location | Event | IA/PA | Number of Counties | | Start – End |
|--------|------------------|------------------------------------|-------|--------------------|----------|----------------|
| | | | | Requested | Complete | |
| I | VT | Severe Winter Storm Dec 9, 2014 | PA | 12 | 0 | 12/17/14 – TBD |

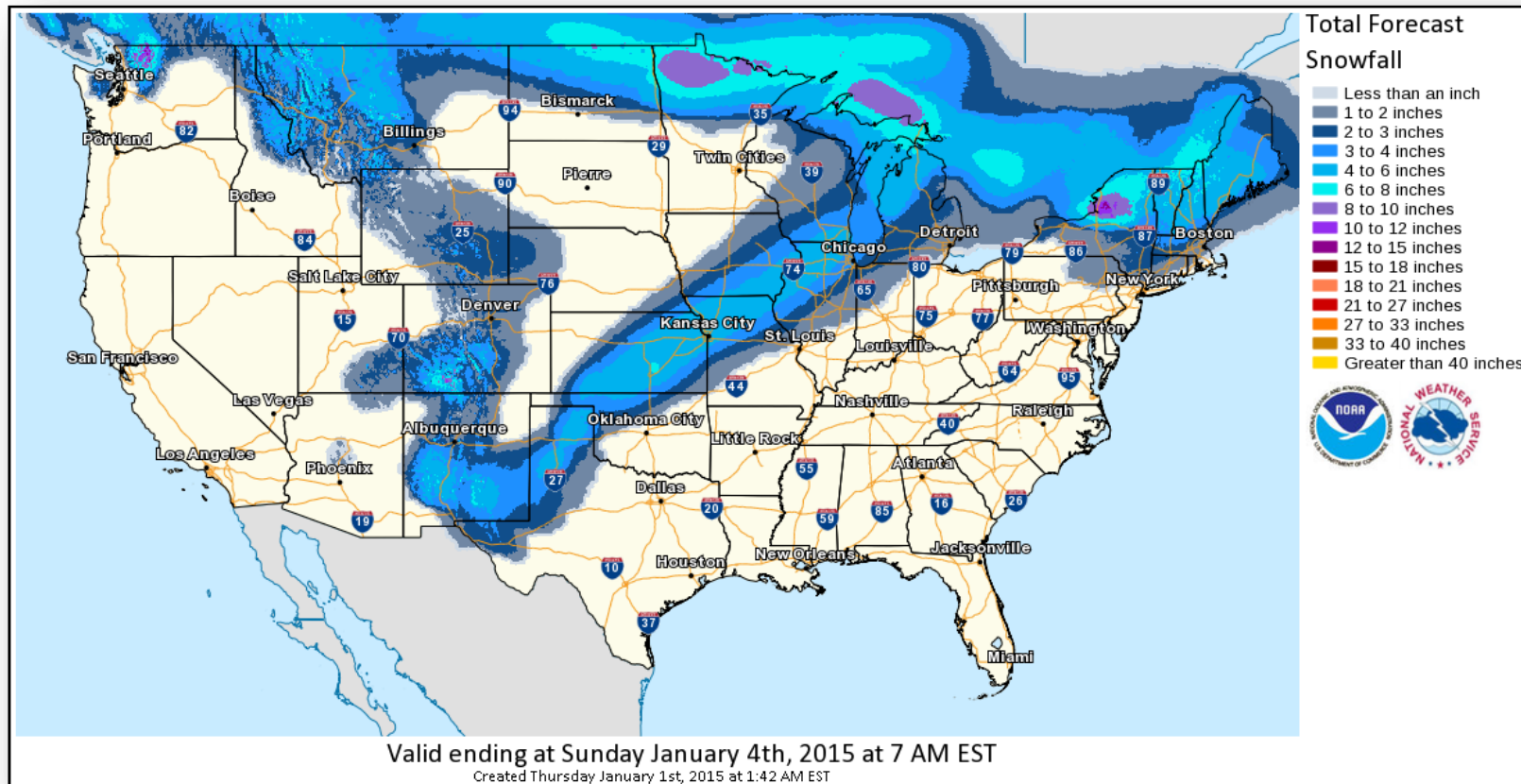
National Weather Forecast



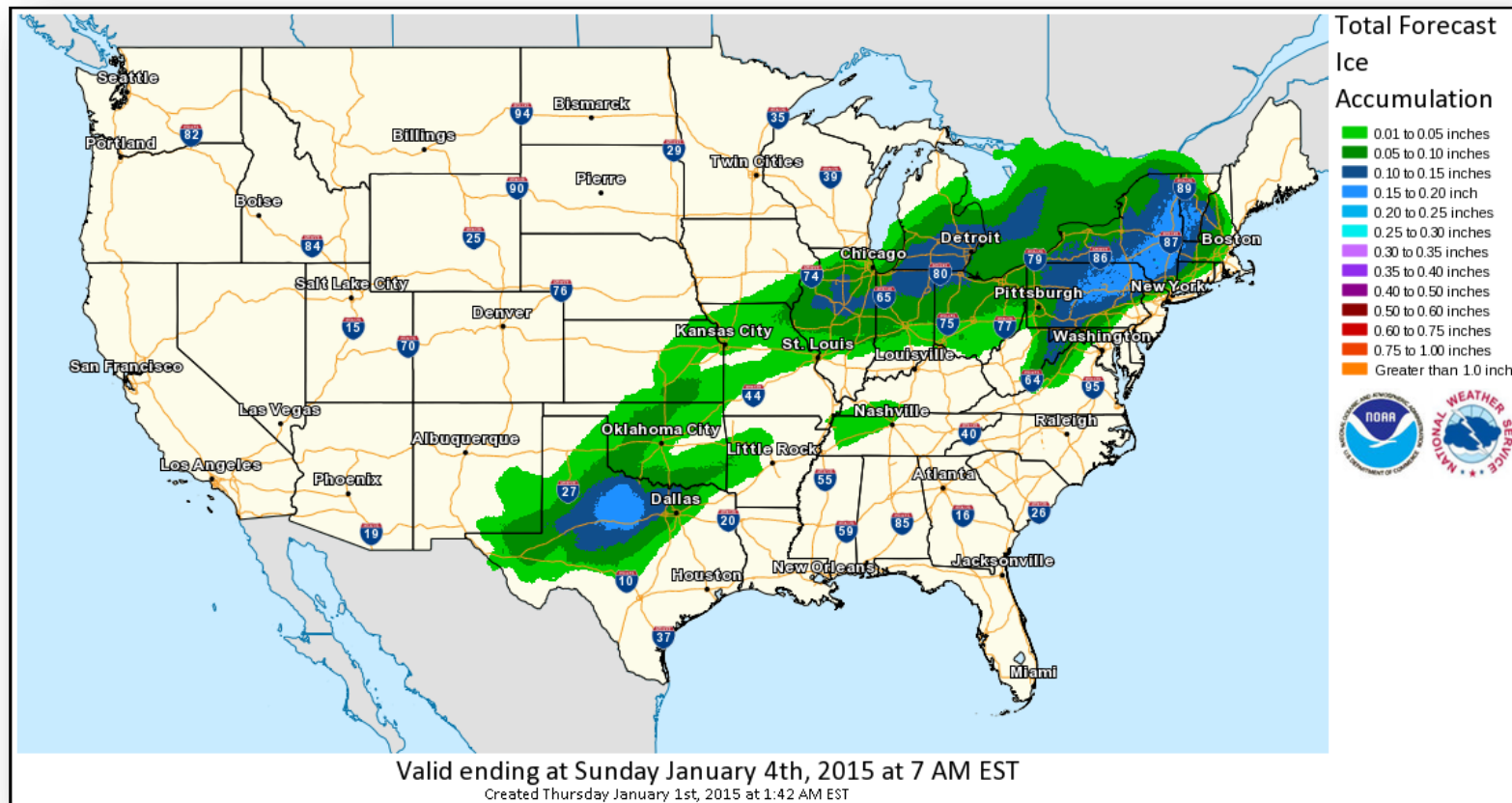
Active Watches/Warnings



Total Forecast Snowfall



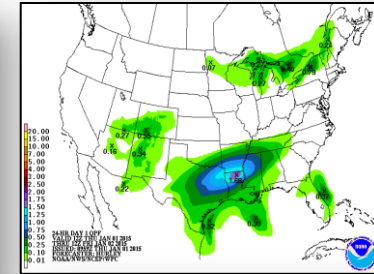
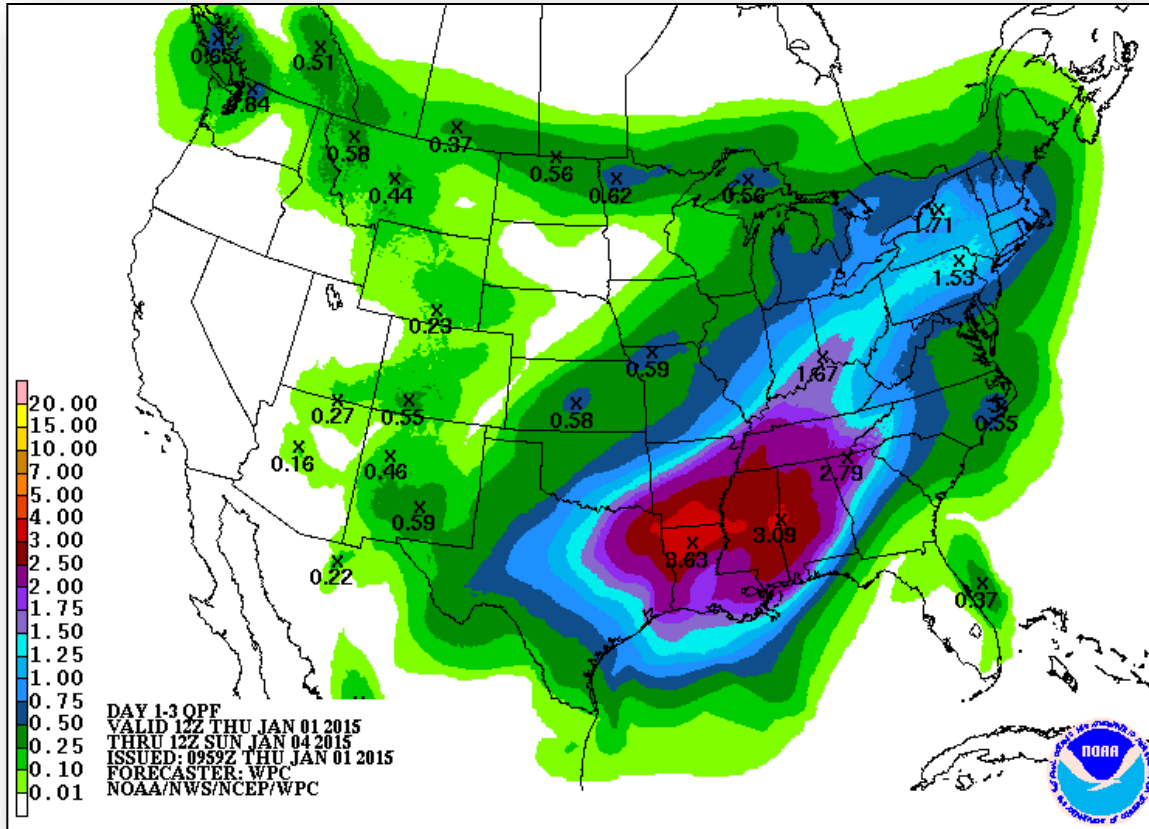
Total Forecast Ice



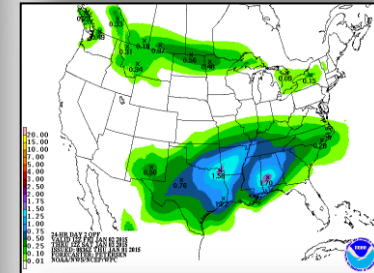
Precipitation Forecast – 3 Day



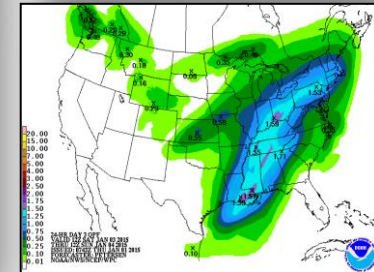
FEMA



Day 1



Day 2



Day 3

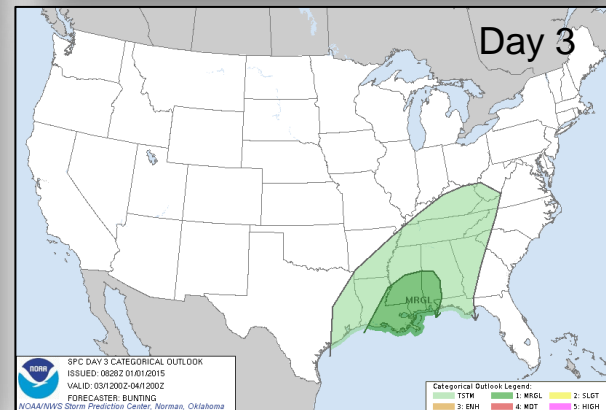
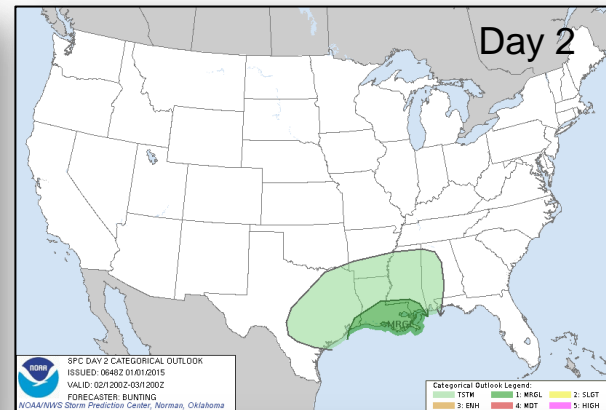
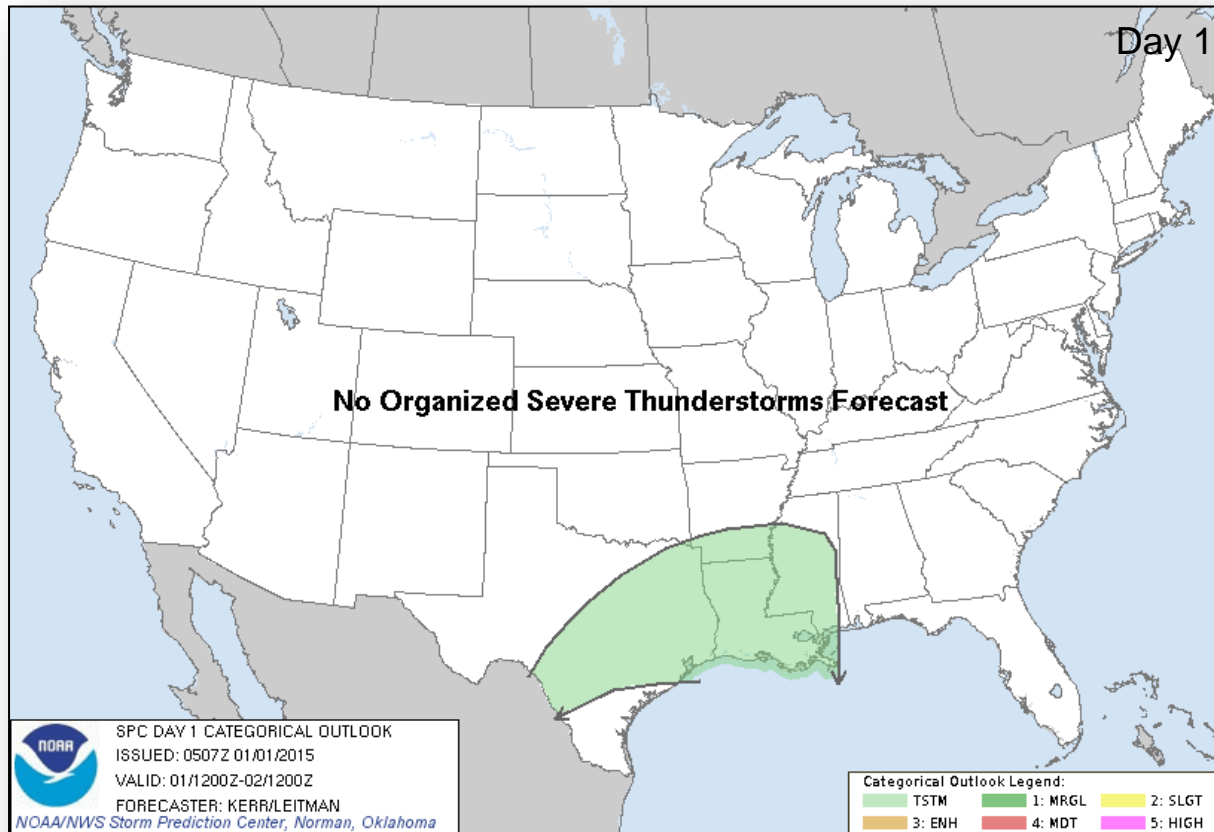
River Forecast



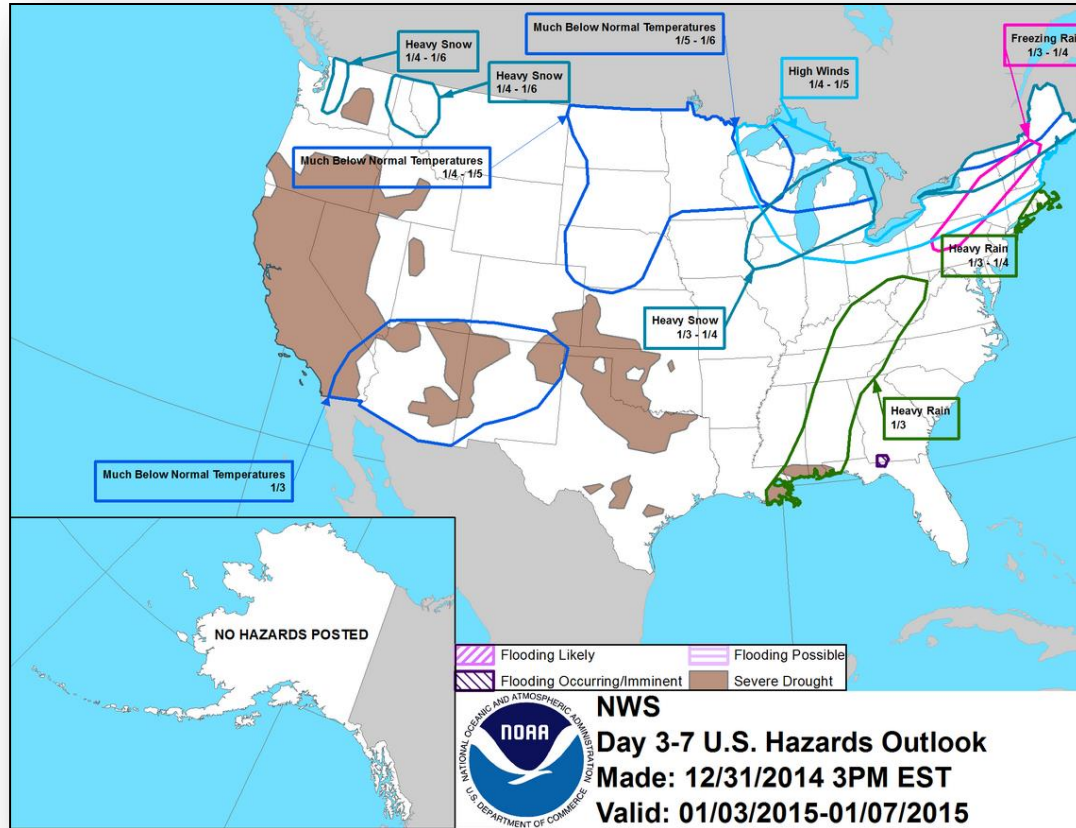
FEMA



Convective Outlook, Days 1-3

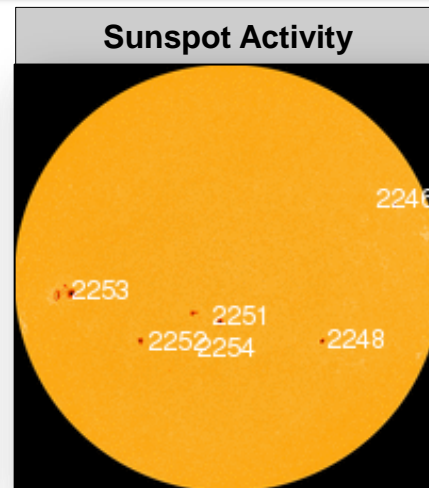



Hazard Outlook: Jan 3 – Jan 7



Space Weather

| NOAA Scales Activity (Range: 1/minor to 5/extreme) | Past 24 Hours | Current | Next 24 Hours |
|-------------------------------------------------------|------------------|---------|------------------|
| Space Weather Activity: | None | None | None |
| • Geomagnetic Storms | None | None | None |
| • Solar Radiation Storms | None | None | None |
| • Radio Blackouts | None | None | None |



FEMA Readiness – Deployable Teams /Assets



| Deployable Teams/Assets | | | | | | | | | |
|-------------------------|--------|-------|---------------|-----|---------------------|---------------|-----------------------------|-------------------------------------------------------------------------------------------------------------------------------------------------------------------------------------------|--------------------------------------------------------------------------------------------------------------------------------------------------------------------------------------------------------------------------------------------------------------------------|
| Resource | Status | Total | FMC Available | | Partially Available | Not Available | Detailed Deployed Activated | Comments | Rating Criterion |
| FCO | | 40 | 18 | 45% | 0 | 2 | 20 | | OFDC Readiness: FCO Green Yellow Red Type 1 3+ 2 1 Type 2 4+ 3 2 Type 3 4 3 2 FDRC 3 2 1 |
| FDRC | | 10 | 7 | 70% | 0 | 0 | 3 | | |
| US&R | | 28 | 27 | 96% | 0 | 1 | 0 | NM-TF1 (Red – Personnel shortages) | <ul style="list-style-type: none"> • Green = Available/FMC • Yellow = Available/PMC • Red = Out-of-Service • Blue = Assigned/Deployed |
| National IMAT | | 3 | 1 | 33% | 0 | 0 | 2 | <ul style="list-style-type: none"> • IMAT East 1 – Deployed to FEMA HQ • IMAT West – Deployed to GA | <ul style="list-style-type: none"> • Green: 3 avail • Yellow: 1-2 avail • Red: 0 avail (<i>Individual N-IMAT red if 50% of Section Chiefs and/or Team Leader is unavailable for deployment.</i>) |
| Regional IMAT | | 13 | 8 | 62% | 0 | 4 | 1 | <u>Not Mission Capable (NMC):</u> <ul style="list-style-type: none"> • Regions IV-3, V, VI-1 & IX-1 (personnel shortages) <u>Deployed</u> • Region IX-2 to CA | <ul style="list-style-type: none"> • Green: 7 or more avail • Yellow: 4 - 6 teams available • Red: > 8 teams deployed/unavailable <p><i>R-IMAT also red if TL Ops/Log Chief is unavailable and has no qualified replacement.</i></p> |
| MCOV | | 60 | 59 | 98% | 0 | 1 | 0 | | <ul style="list-style-type: none"> • Green = 80 – 100% avail • Yellow = 60 – 79% avail • Red = 59% or below avail • Readiness remains 95% |

FEMA Readiness – National/Regional Teams



| National/Regional Teams | | | | | | | | | |
|-------------------------|--------|-------|---------------|------|---------------------|---------------|---------------------|---------------------------|------------------------------------------------|
| Resource | Status | Total | FMC Available | | Partially Available | Not Available | Deployed/ Activated | Comments | Rating Criterion |
| NWC | | 5 | 5 | 100% | 0 | 0 | Activated | Enhanced Watch (day only) | • Green = FMC • Yellow = PMC • Red = NMC |
| NRCC | | 2 | 344 | 89% | 0 | 44 | Not Activated | | |
| HLT | | 1 | N/A | N/A | 0 | 0 | Not Activated | | |
| DEST | | | | | | | Not Activated | | |
| RRCCs | | 10 | 10 | 100% | 0 | 0 | Not Activated | | |
| RWCs/MOCs | | 10 | 10 | 100% | 0 | 0 | Not Activated | | |

Deployment Tracking System



On December 29, 2014, FEMA will transition from the Automated Deployment Database to the Deployment Tracking System (DTS)

**Use your computer, smartphone, or tablet to log on to
www.FEMAResponder.net**

Need Assistance?

**Email us at FEMA-DTS@fema.dhs.gov
or call
1-844-DTS-FEMA (387-3362)***

***Number live after 12/29/2014**



FEMA

FEMA's mission is to support our citizens and first responders to ensure that as a nation we work together to build, sustain, and improve our capability to prepare for, protect against, respond to, recover from, and mitigate all hazards.