

The Disaster Center is dedicated to the idea that disaster mitigation is cost effective and individuals pursuing their own interest are the greatest potential force for disaster reduction.

Please consider making a small donation to the Disaster Center



When disaster mitigation is cost effective, we are on the road to bringing disasters to an end.



FEMA

Daily Operations Briefing

Wednesday, January 3, 2018

8:30 a.m. EST

Significant Activity – Jan 2-Jan 3



FEMA

Significant Events: None

Tropical Activity: None

Significant Weather:

- Hard Freeze Warning – Southern Plains, Lower Mississippi Valley, and Southeastern U.S.
- Developing East Coast Winter Storm
- Space Weather – Past 24 hours: none; next 24 hours: None

Earthquake Activity: No significant activity

Declaration Activity:

- Amendment 1 to FEMA-4350-DR-MS
- Major Disaster Declaration – FEMA-4353-DR-CA
- Major Disaster Declaration – FEMA-4354-DR-ME
- Major Disaster Declaration – FEMA-4355-DR-NH
- Major Disaster Declaration – FEMA-4356-DR-VT

East Coast Winter Storm



FEMA

Situation

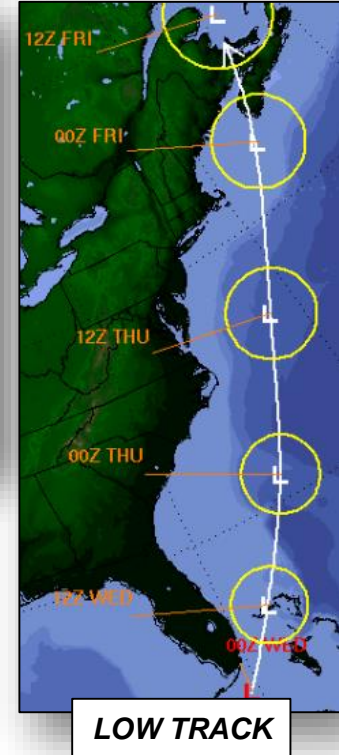
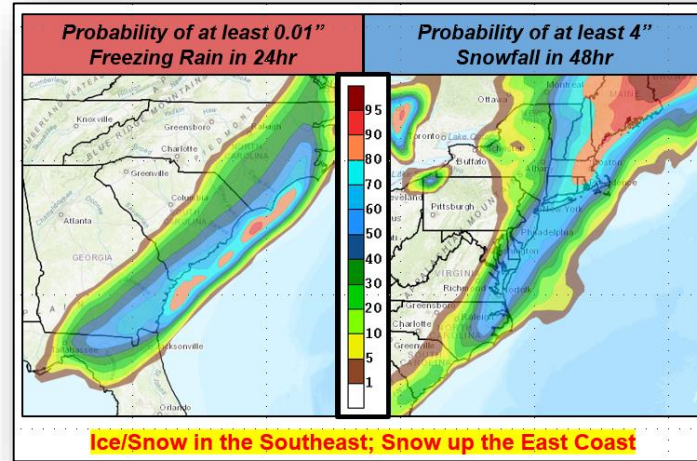
A developing East Coast Winter Storm from the Florida panhandle will spread to the Mid-Atlantic by this evening and the Northeast tomorrow

Potential Impacts

- Expect winds gusting to 45 mph with high surf
- Bitter cold and dangerous wind chills to persist into the weekend
- Power outages from downed trees/power lines
- Dangerous travel conditions expected from the Carolinas to Maine (DC morning commute Thurs)
- Currently no significant impacts to FEMA Field Operations

Preparation / Response

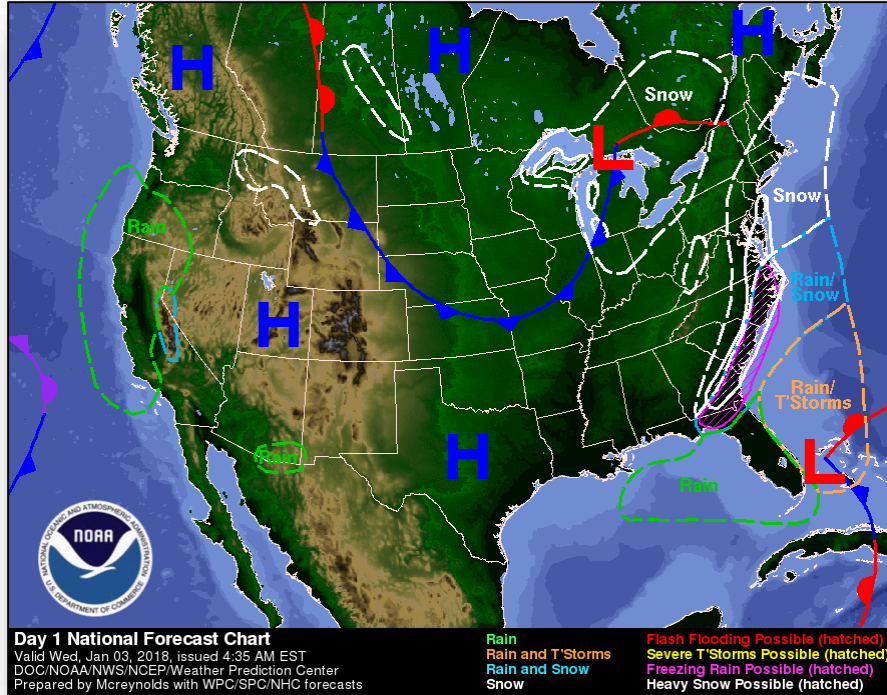
- GA & NC EOC at Partial Activation
- No request for FEMA assistance



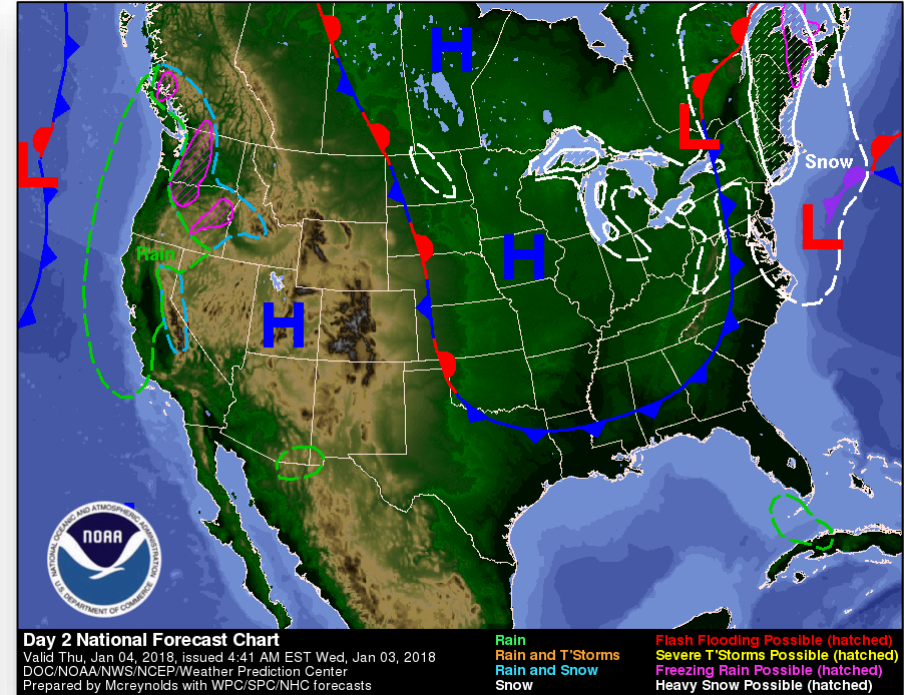
National Weather Forecast



FEMA



Today

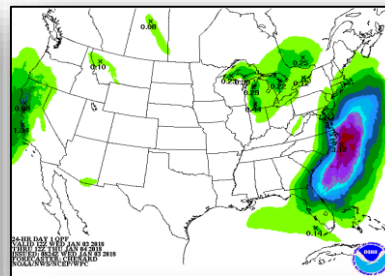
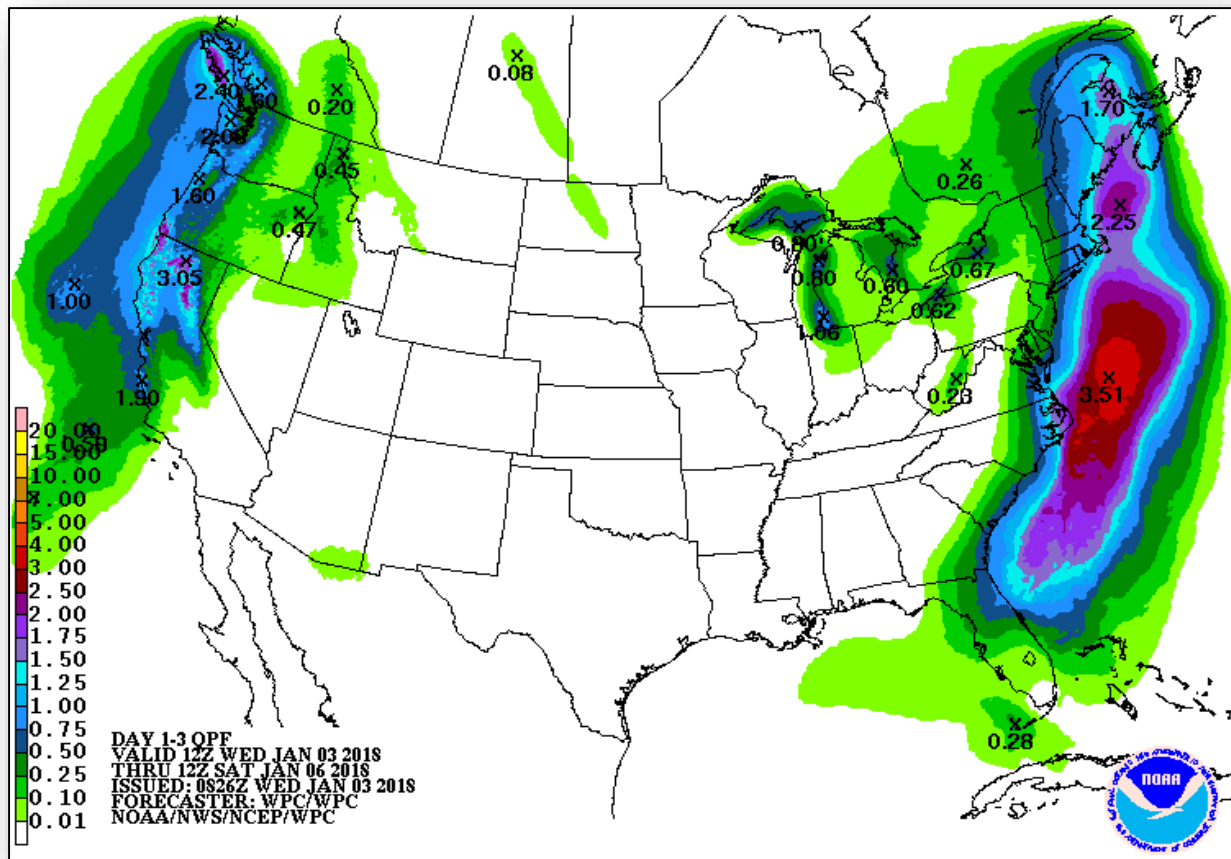


Tomorrow

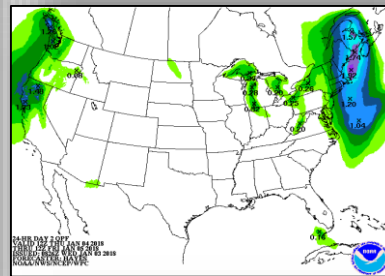
Precipitation Forecast



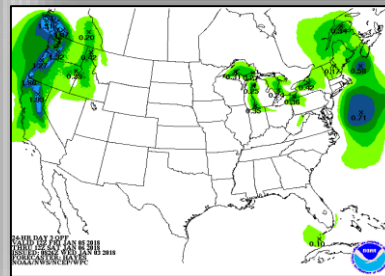
FEMA



Day 1



Day 2

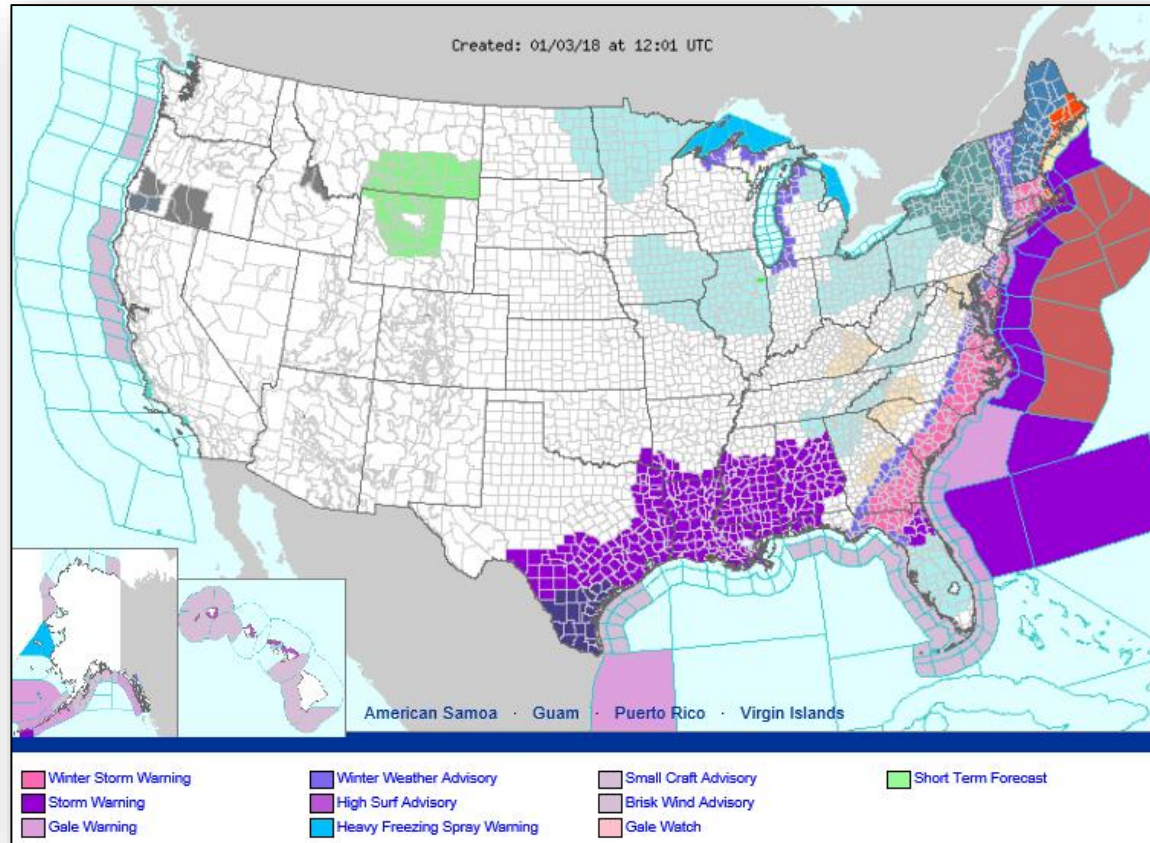


Day 3

Active Watches and Warnings



FEMA



Forecast Snowfall



FEMA



Forecast Ice Accumulation



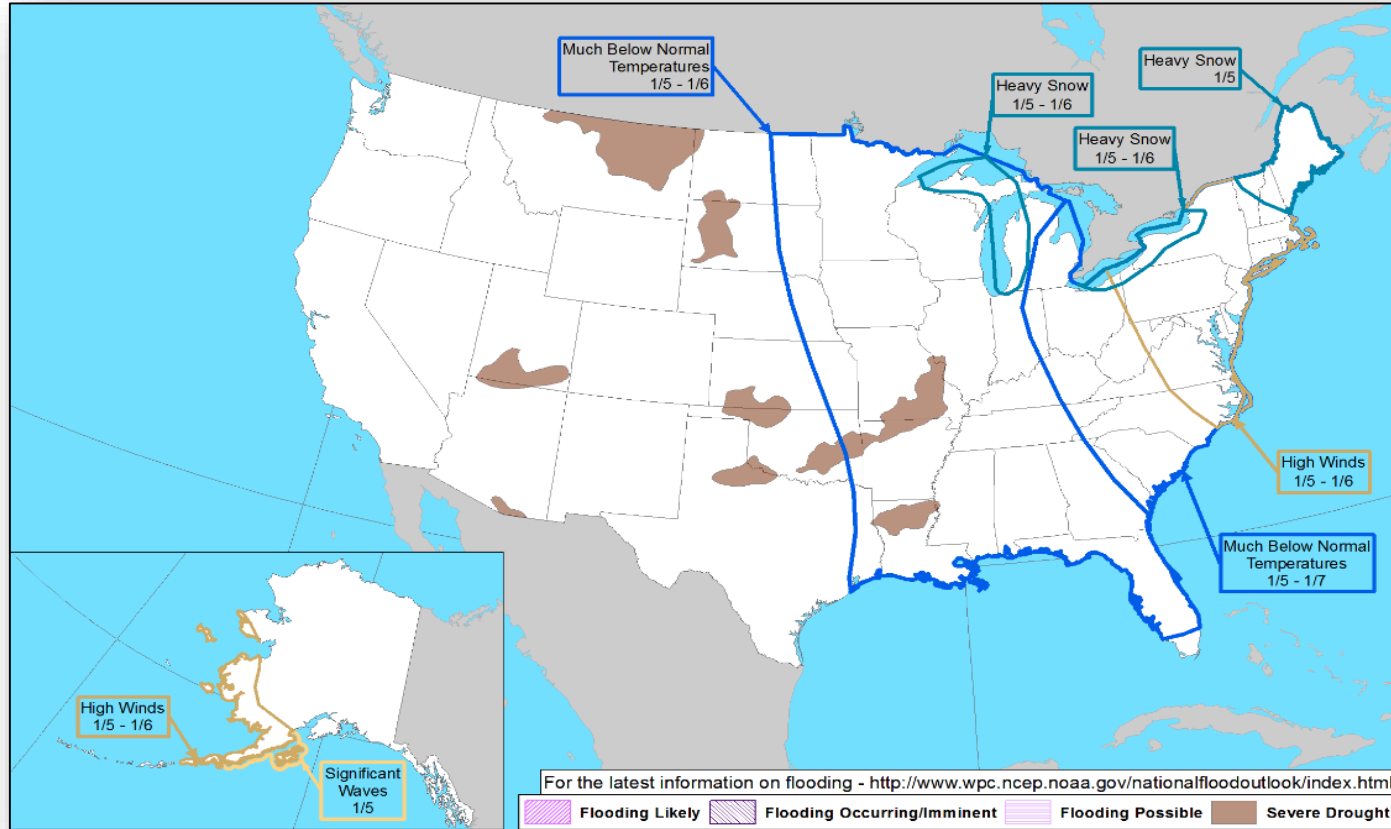
FEMA



Hazards Outlook – Jan 5-9



FEMA



Space Weather Summary/Outlook

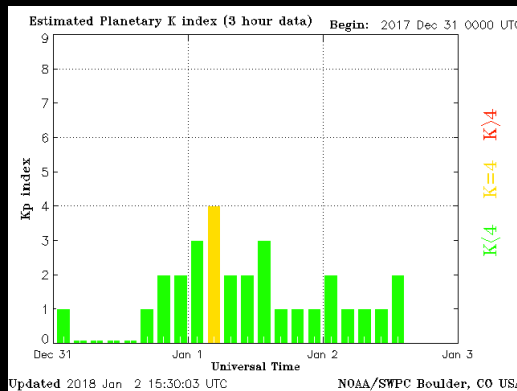
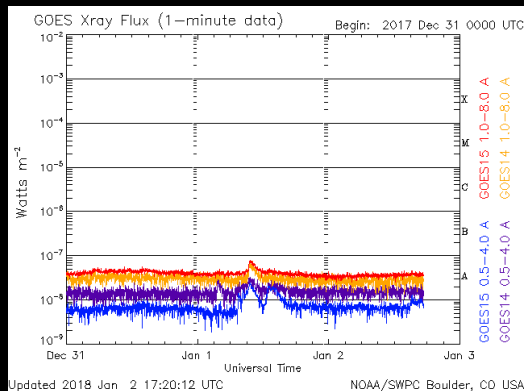


FEMA

| Space Weather Summary January 3 rd , 2018 | Past 48 Hours | Forecast: Jan. 3 rd | Forecast: Jan. 4 th |
|---|------------------|-----------------------------------|-----------------------------------|
| Solar Flare (R Scale) Radio Blackout | None | R1-R2: 1% R3-R5: 1% | R1-R2: 1% R3-R5: 1% |
| Solar Radiation Storms (S Scale) | None | S1 or > 1% | S1 or > 1% |
| Geomagnetic Storms (G Scale) | None | None | None |

Summary of Recent Activity/Outlook:

- All quiet across the R, S, and G scales
- Visible disk is essentially spotless
- Severe or extreme activity extremely unlikely at this time



Shawn Dahl
SWPC
Jan. 3rd, 2018

Disaster Amendments



FEMA

| Amendment | Effective Date | Action |
|--------------------------------|-----------------|--------------------------|
| Amendment 1 to FEMA-4350-DR-MS | January 2, 2018 | Adds two counties for PA |

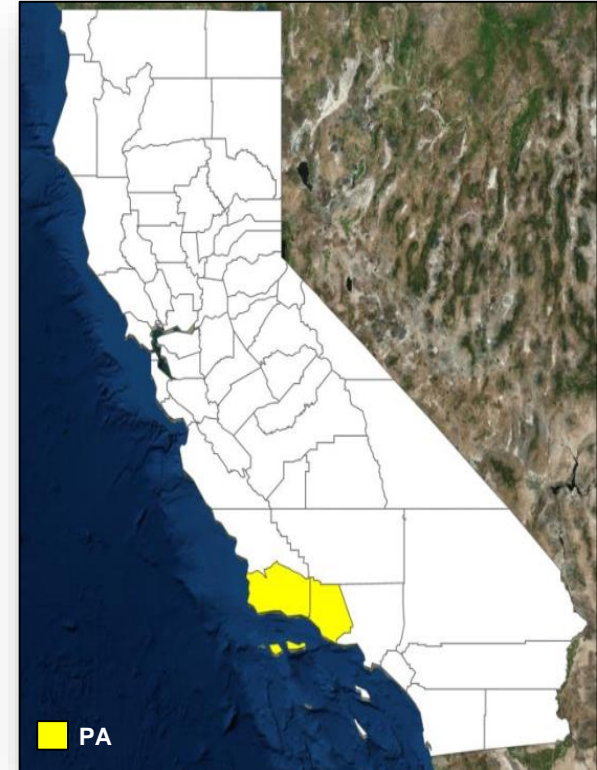
Declaration Approved



FEMA

FEMA-4353-DR-CA

- Major Disaster Declaration approved on January 2, 2018 for the State of California
- For wildfires beginning on December 4, 2017 and continuing
- Providing:
 - Public Assistance for 2 counties
 - Hazard Mitigation Statewide
- FCO is William Roche

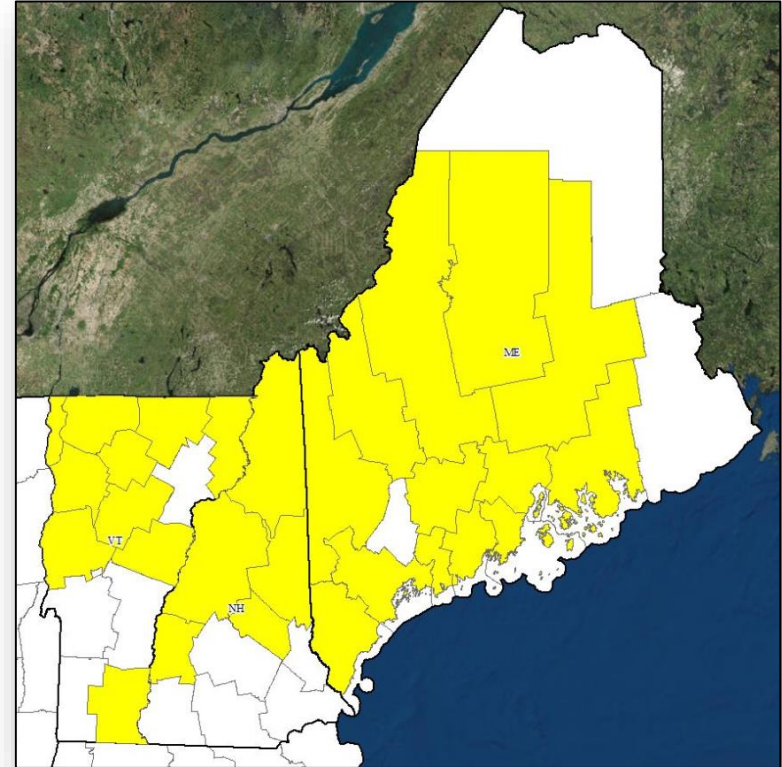


Declarations Approved



FEMA

- Major Disaster Declarations approved on January 2, 2018 for the States of Maine, New Hampshire, and Vermont
- For severe storm and flooding that occurred October 29 - November 1, 2017
- Providing:
 - Public Assistance
 - 13 counties – Maine (*FEMA-4354-DR*)
 - 5 counties – New Hampshire (*FEMA-4355-DR*)
 - 10 counties – Vermont (*FEMA-4356-DR*)
 - Hazard Mitigation statewide
- FCO is James N. Russo



■ PA

Disaster Requests & Declarations



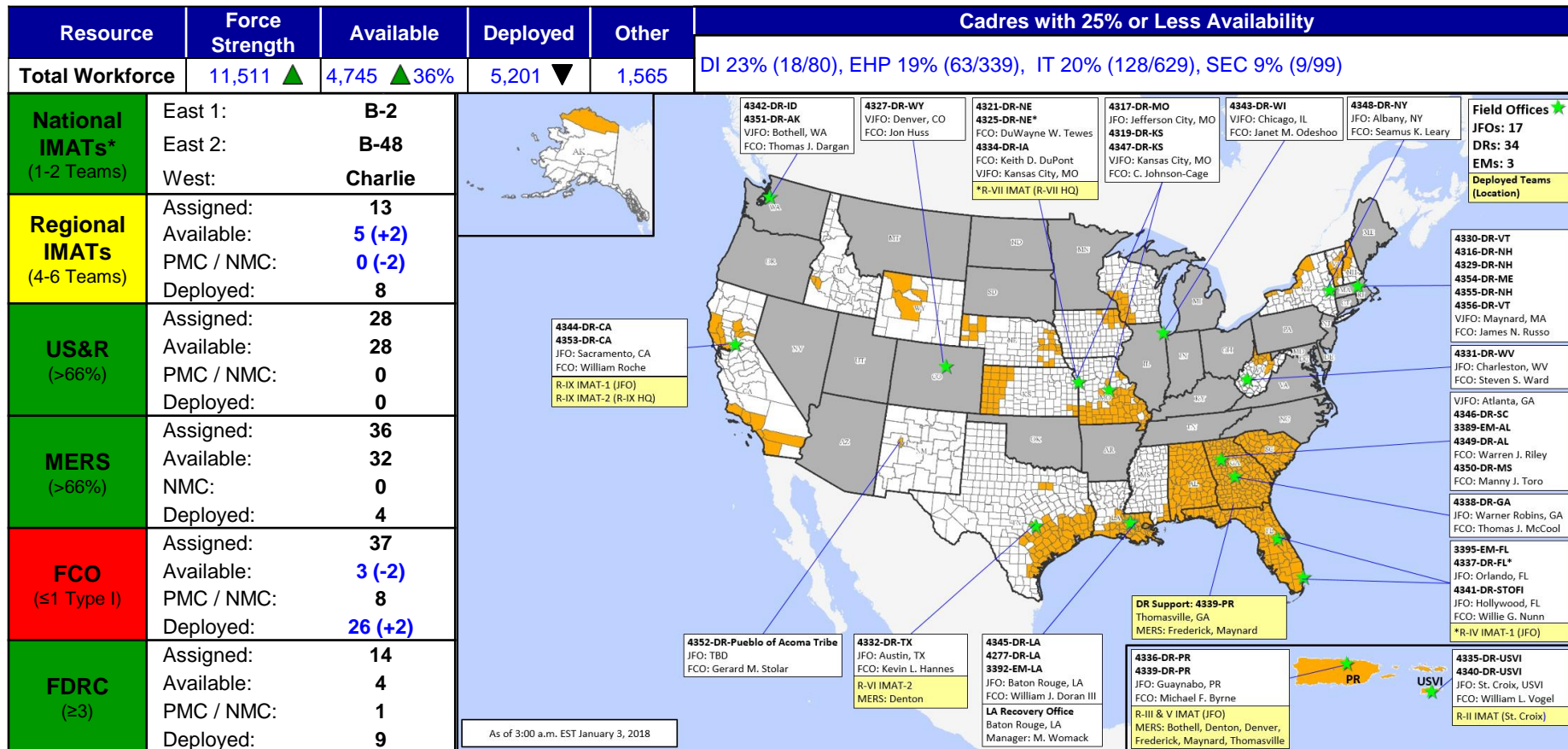
FEMA

| Declaration Requests in Process | | | | | Requests APPROVED (since last report) | Requests DENIED (since last report) |
|------------------------------------|----|----|----|-------------------|---|---|
| 0 | IA | PA | HM | Date Requested | 4 | 0 |
| NH – DR Severe Storms and Flooding | | X | X | November 27, 2017 | Declared 2 January, 2018 | |
| VT – DR Severe Storms and Flooding | | X | X | November 28, 2017 | Declared 2 January, 2018 | |
| ME – DR Severe Storms and Flooding | | X | X | November 29, 2017 | Declared 2 January, 2018 | |
| CA – DR Wildfires | | X | X | December 20, 2017 | Declared 2 January, 2018 | |

Readiness – Deployable Teams and Assets



FEMA



*B-2 Status: Assemble ≤ 2 hours, On Site ≤ 18 hours; B-48 Status: Assemble and deploy ≤ 48 hours; Charlie Status: No team assemble time requirement

FEMA Readiness – Activation Teams



FEMA

| Resource | Status | Total | Status | Activated Team | Activation Level | Activation Times | Reason / Comments |
|-----------|--------|-------|---------------|----------------|------------------|------------------|-------------------|
| NWC | | 5 | Steady State | | | | |
| NRCC | | 2 | Not Activated | | | | |
| HLT | | 1 | Not Activated | | | | |
| RWCs/MOCs | | 10 | Not Activated | | | | |
| RRCCs | | 10 | Not Activated | | | | |

Backup Regions: VIII, X & V

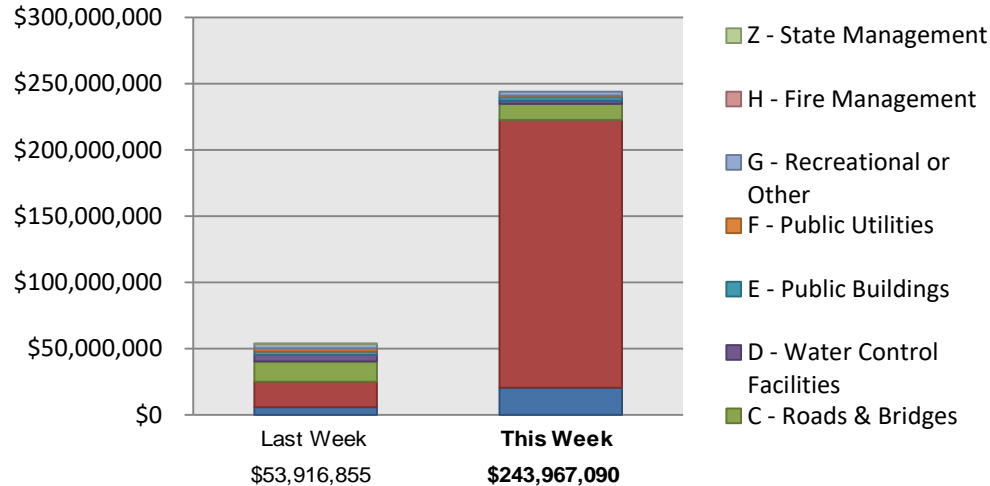
Public Assistance Grant Program



FEMA

| PA Project Worksheets Obligated in past week, as of 01/02/18 at 1500 EDT | | | | | | | | | | |
|---|--------------------|-------------------------|---------------------|------------------------------|----------------------|----------------------|---------------------------|---------------------|----------------------|------------------|
| PA Category | Emergency Work | | Permanent Work | | | | | | | Total |
| | A - Debris Removal | B - Protective Measures | C - Roads & Bridges | D - Water Control Facilities | E - Public Buildings | F - Public Utilities | G - Recreational or Other | H - Fire Management | Z - State Management | |
| Number Of PWs Obligated | 17 | 13 | 35 | 3 | 9 | 8 | 9 | 0 | 0 | 94 |
| Federal Share Obligated | \$20,321,377.60 | \$202,507,717.05 | \$11,988,422.36 | \$2,488,748.87 | \$2,632,306.12 | \$1,192,045.82 | \$2,836,472.66 | \$0.00 | \$0.00 | \$243,967,090.48 |

Public Assistance Obligated per Category In the Past 2 Weeks – 12/18/2017 through 1/1/2018



This weeks PA Highlights

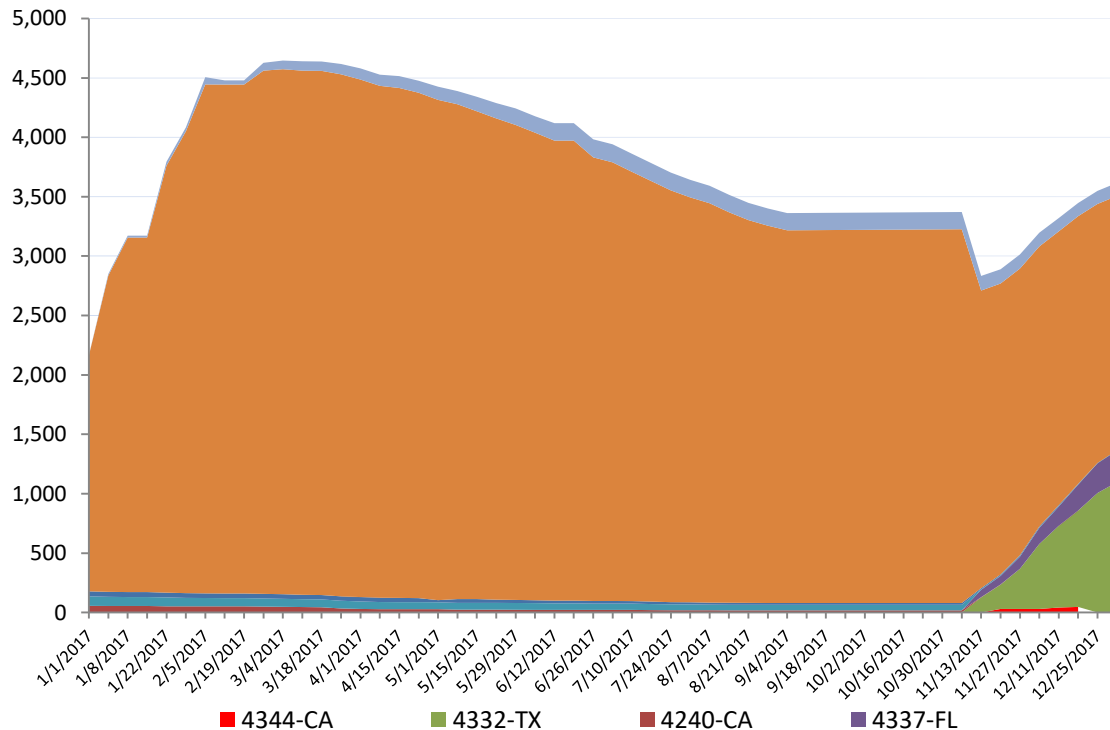
- \$200 Million was obligated to Protective Measures for the Puerto Rico Electric Power Authority
- Over \$9.5 Million was obligated to Roads and Bridges for the Alaska Railroad Corporation
- \$7.5 Million was obligated to Debris Removal for the Puerto Rico Solid Waste Authority

Direct Housing

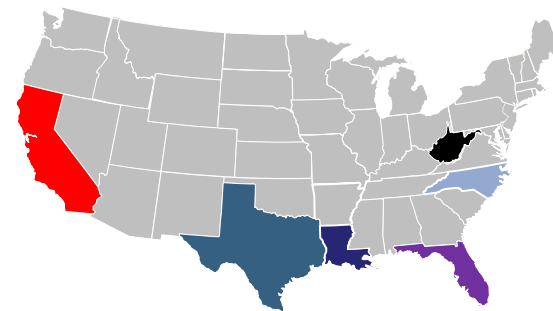


FEMA

Total Households in FEMA Direct Housing per State
Past Year per Week, 1/1/2017 – 1/1/2018, There are currently **3,689** Households Occupying
3,689 Temporary Units



| DR | IA Declaration Date | Program End Date | Current # of Households in Direct Housing (Weekly Change) |
|----------|---------------------|------------------|---|
| 4266 -TX | 3/19/2016 | 9/19/2017 | 3 (0) |
| 4273-WV | 6/25/2016 | 12/26/2017 | 0 (0) |
| 4277-LA | 8/14/2016 | 2/14/2018 | 2140 (-40) |
| 4285-NC | 10/10/2016 | 4/10/2018 | 110 (0) |
| 4332-TX | 8/25/2017 | 2/25/2018 | 1097 (+91) |
| 4337-FL | 9/10/2017 | 3/10/2018 | 266 (+16) |
| 4344-CA | 10/10/2017 | 4/10/2018 | 71 (-35) |



States with Currently Occupied Units

NPSC Call Activity



FEMA

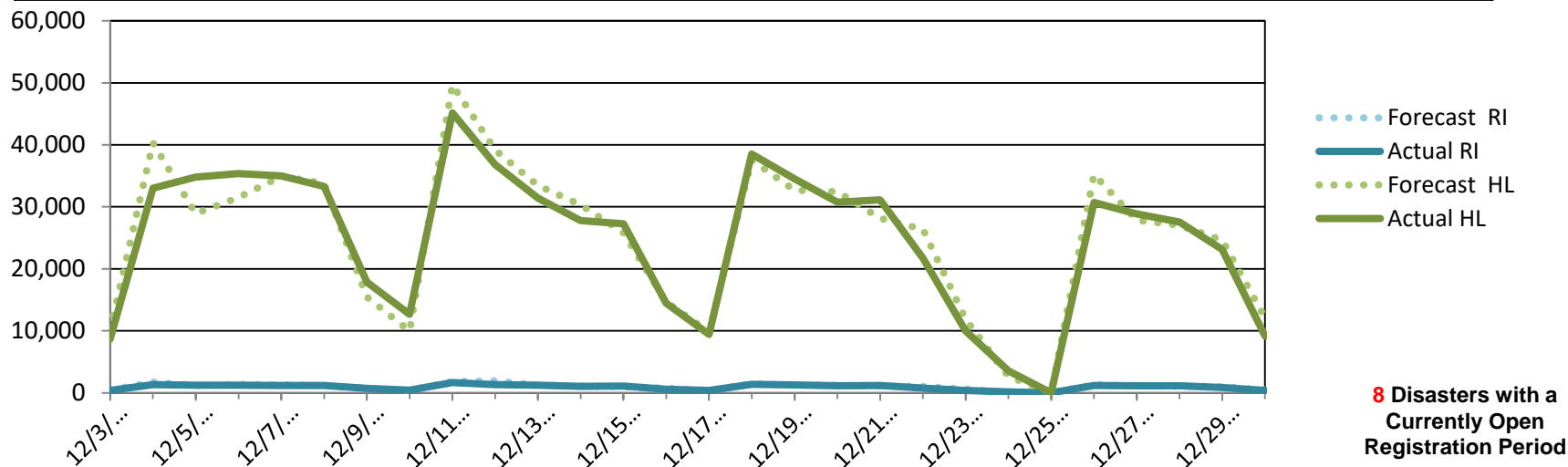
NPSC Call Activity in the Past Week

12/24/2017 through 12/30/2017

| Call Type | Projected Calls | Actual Calls |
|----------------------|-----------------|--------------|
| Registration Intake: | 5,006 | 4,868 |
| Helpline: | 129,425 | 122,889 |
| Combined: | 134,431 | 127,757 |

NPSC Call Forecasting and Actual Calls Over the Past 4 Weeks

12/3/2017 through 12/30/2017

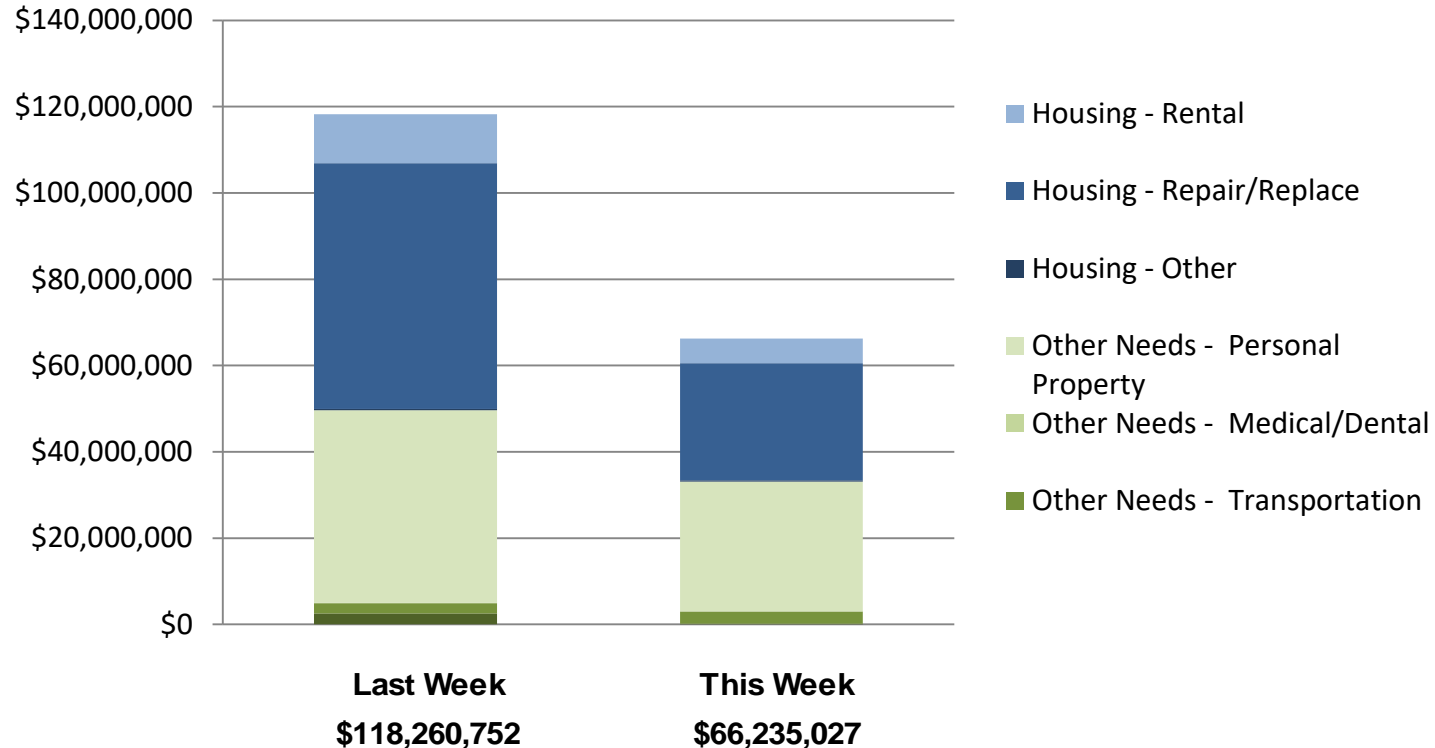


Individual Assistance Activity



FEMA

IHP Approved per Category in the Past 2 Weeks – 12/18/2017 through 1/1/2018





FEMA

FEMA's mission is to support our citizens and first responders to ensure that as a nation we work together to build, sustain, and improve our capability to prepare for, protect against, respond to, recover from, and mitigate all hazards.