

The Disaster Center is dedicated to the idea that disaster mitigation is cost effective and individuals pursuing their own interest are the greatest potential force for disaster reduction.

Please consider making a small donation to the Disaster Center



When disaster mitigation is cost effective, we are on the road to bringing disasters to an end.



FEMA

Daily Operations Briefing

Tuesday, January 6, 2015

8:30 a.m. EST

Significant Activity: Jan 5 - 6



Significant Events: Flooding – Western WA - FINAL

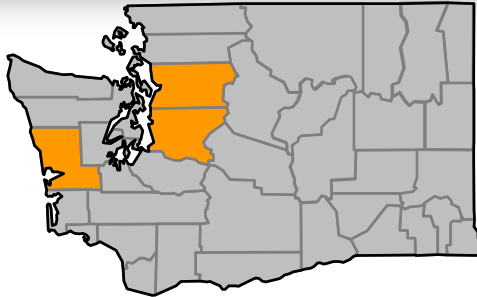
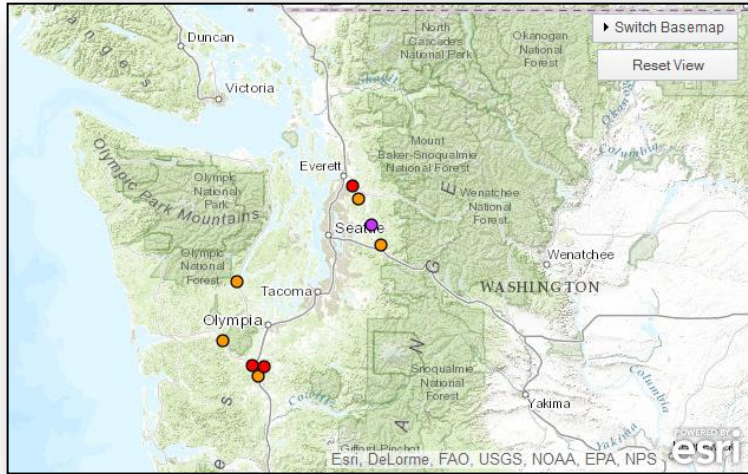
Significant Weather:

- Snow – Northern/Central Rockies to Northern/Central Plains and Middle Mississippi Valley; Great Lakes to Ohio Valley and Mid-Atlantic and Northeast
- Heavy snow – Northern Rockies and Great Lakes
- Rain – Pacific Northwest to Northern Rockies
- Freezing rain – Northern Rockies
- Critical Fire Weather Areas: None; Red Flag Warnings: None
- Space Weather: Past 24 hours – none occurred; next 24 hours – none predicted

Disaster Activity: No activity

FEMA Readiness: No significant activity

Flooding – Western WA - FINAL



Situation

- Heavy rain caused rapid rises in area rivers; significant rainfall has ended; rivers have crested
- Flood Watches remain in effect for several counties through late tonight
- Several mudslides occurred in Grays Harbor County; additional mudslides possible

Impacts

- No injuries or fatalities have been reported
- 2-3 homes damaged; several schools and roads were closed due to debris blocking certain streets
- 60 nursing home residents were evacuated as a precaution
- Local damage assessments continue
- 1 shelter open with 10 occupants (NSS, 3:40 am EST)

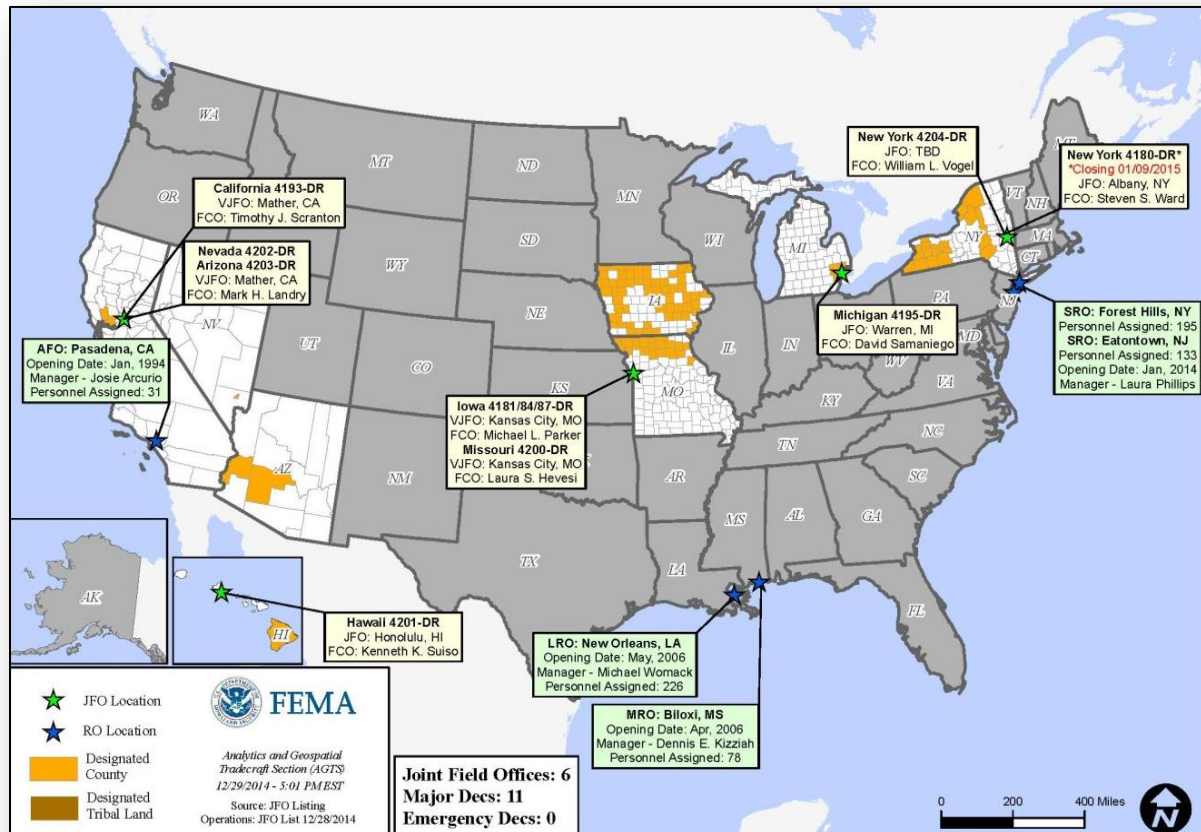
State/Federal Response

- USACE EOC is Partially Activated to monitor local levees
- WA State EOC is Partially Activated; no shortfalls reported
- FEMA Region X remains at Watch/Steady State
- No requests for FEMA assistance

Open Field Offices as of Jan 6



FEMA



Disaster Requests & Declarations



Declaration Requests in Process		Requests APPROVED (since last report)	Requests DENIED (since last report)
1	Date Requested	0	0
MS – DR Severe Storms and Tornadoes	December 31, 2014		

Joint Preliminary Damage Assessments

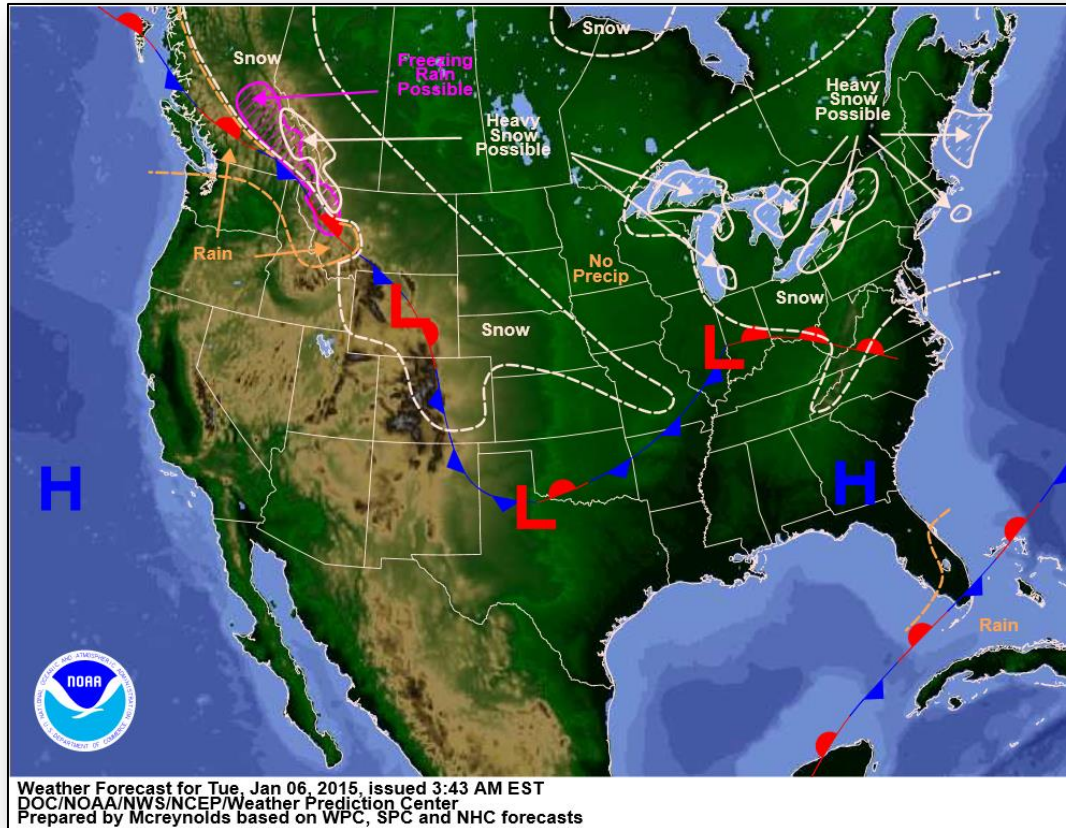


Region	State / Location	Event	IA/PA	Number of Counties		Start – End
				Requested	Complete	
I	VT	Severe Winter Storm Dec 9, 2014	PA	12	0	12/17/14 – TBD

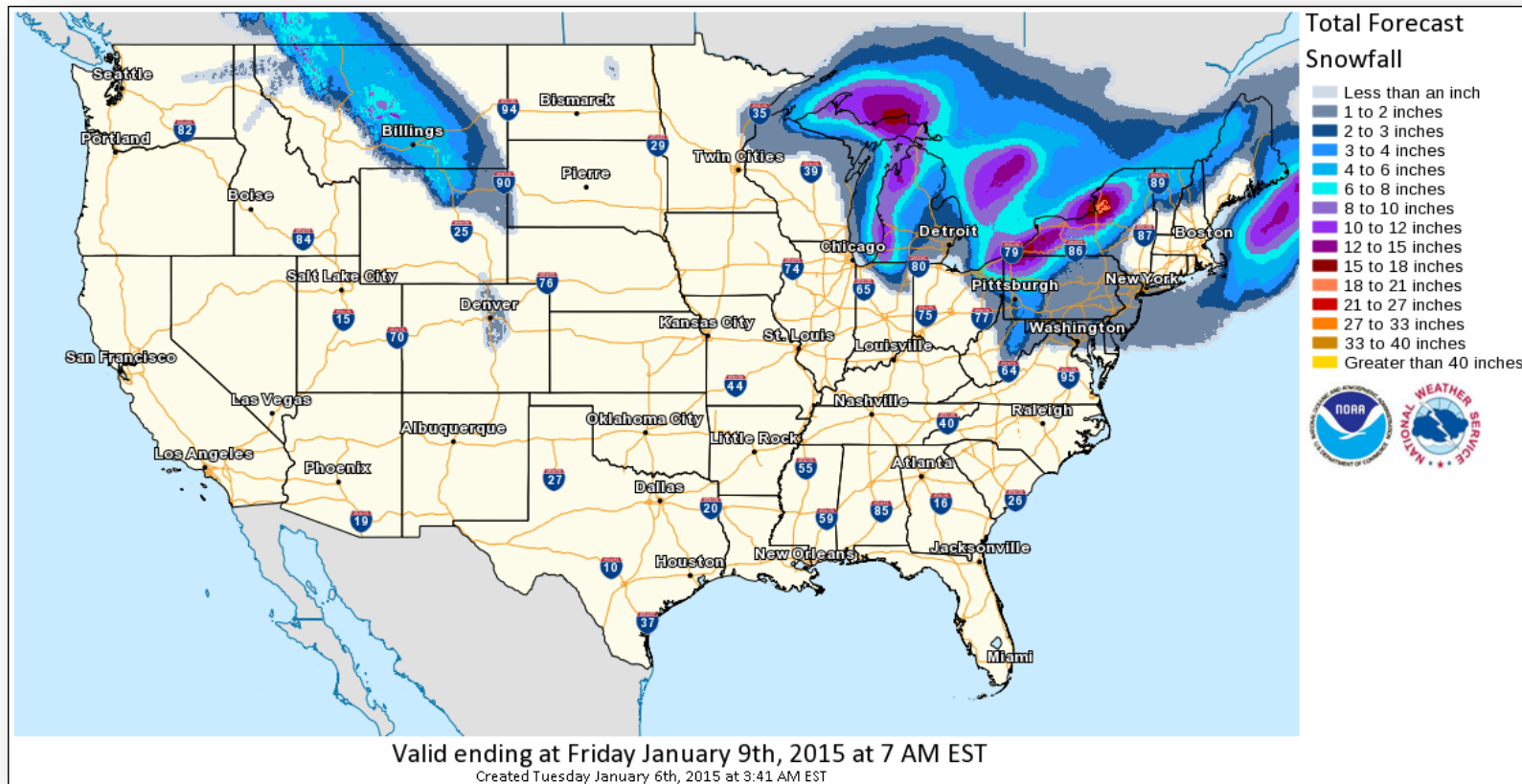
National Weather Forecast



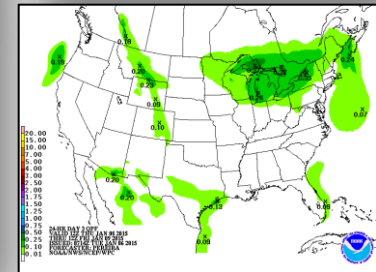
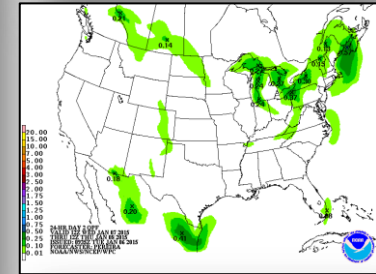
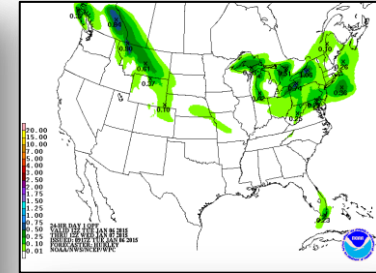
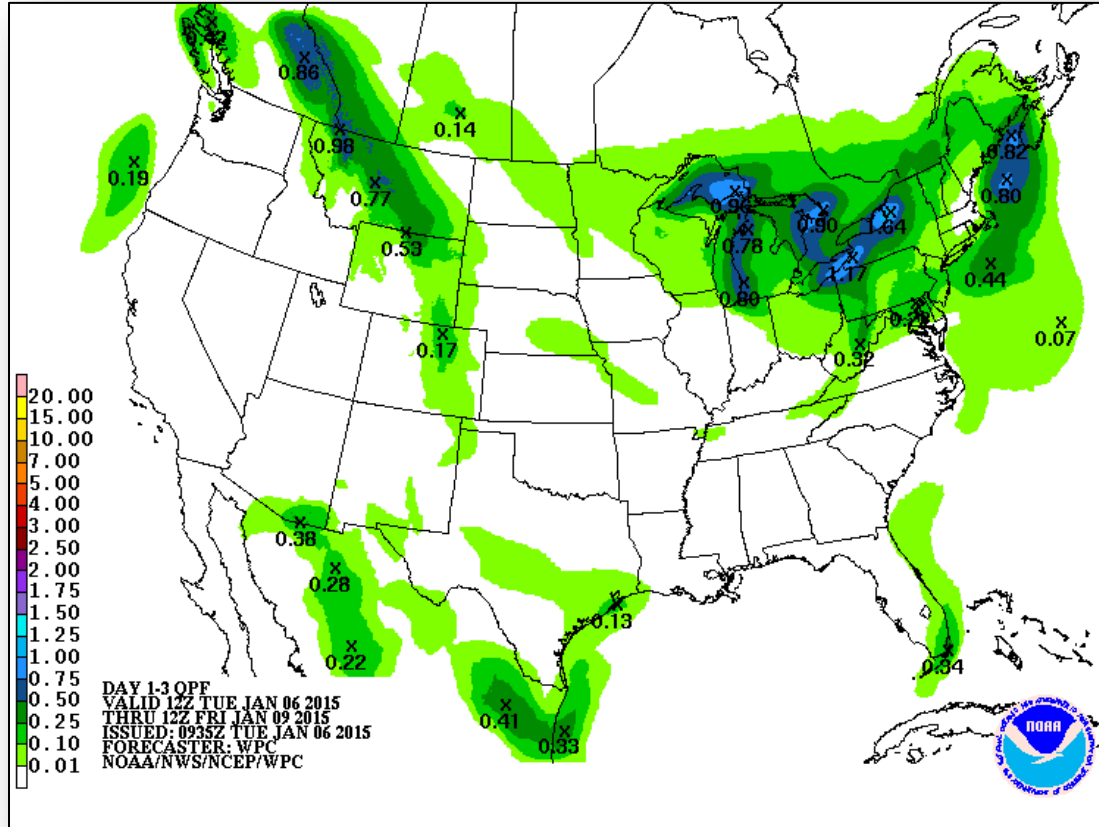
FEMA



Total Forecast Snowfall



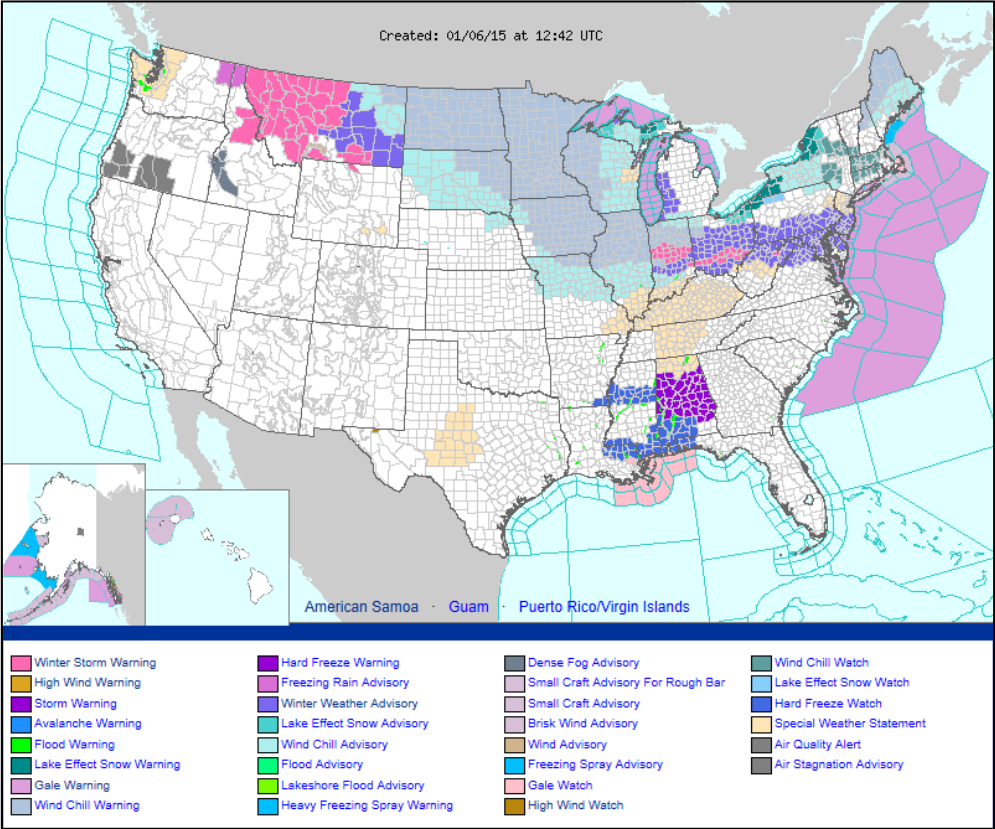
Precipitation Forecast – 3 Day



Active Watches/Warnings



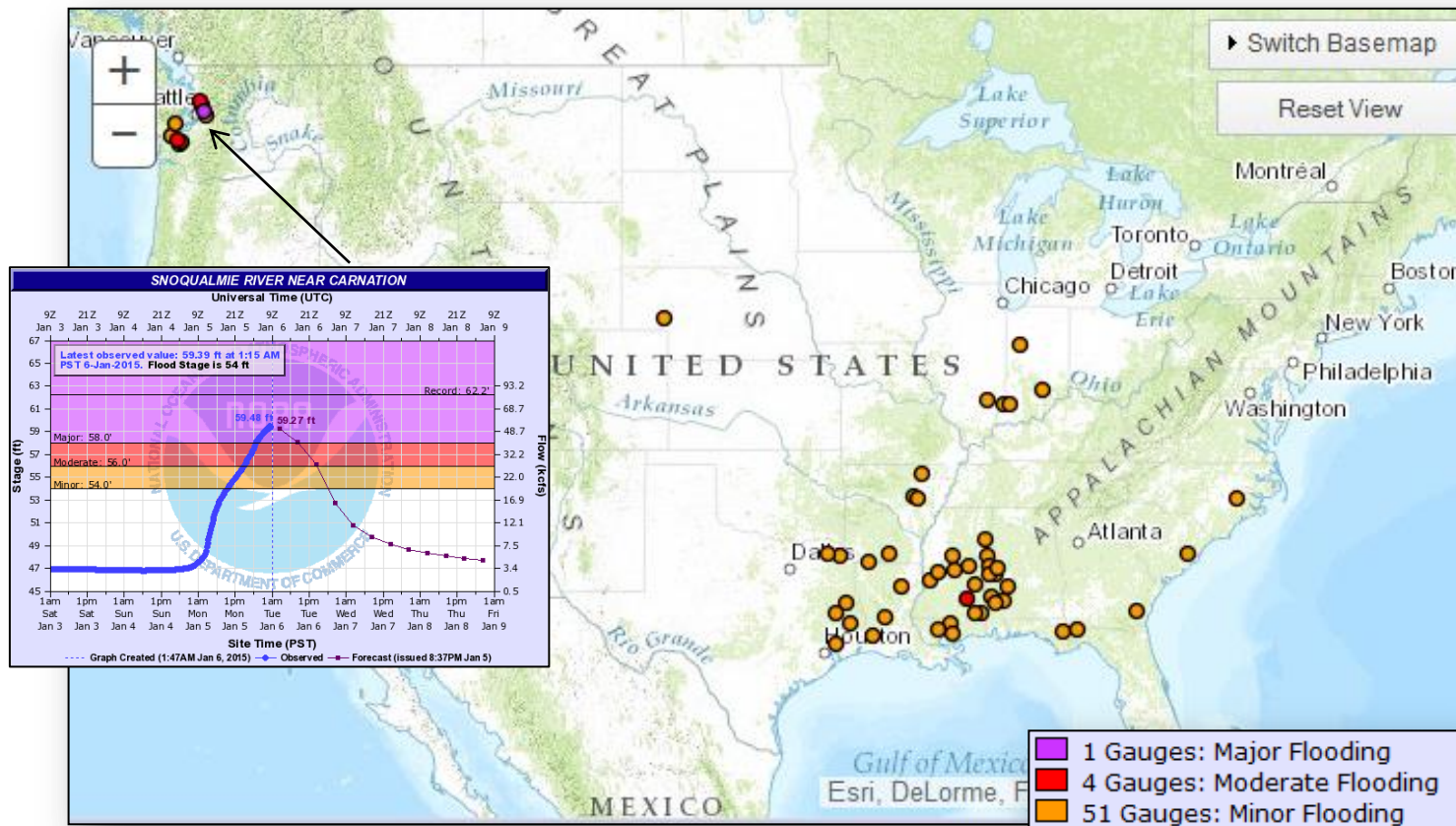
FEMA



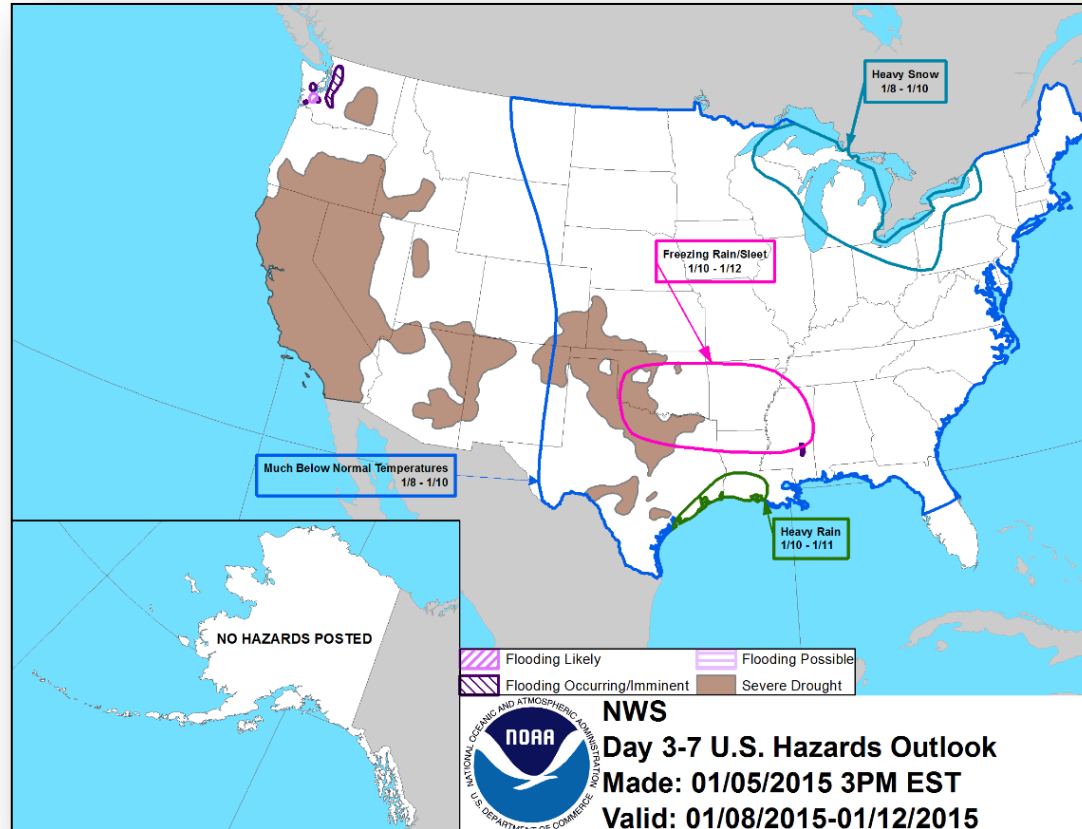
River Forecast



FEMA



Hazard Outlook: Jan 8 – 12


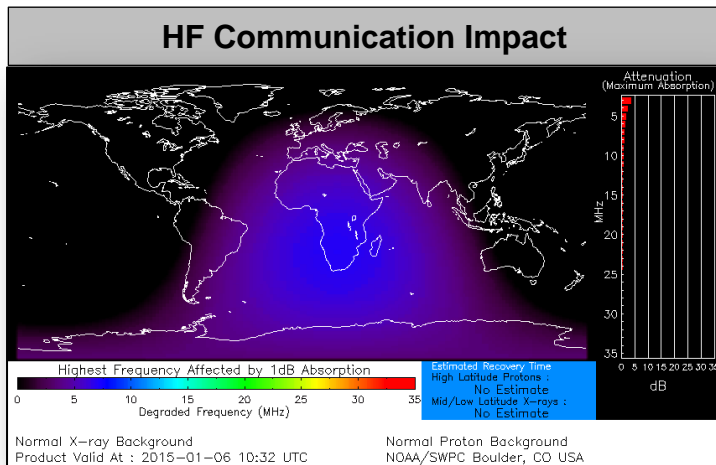


Space Weather



FEMA

NOAA Scales Activity (Range: 1/minor to 5/extreme)	Past 24 Hours	Current	Next 24 Hours
Space Weather Activity:	None	None	None
• Geomagnetic Storms	None	None	None
• Solar Radiation Storms	None	None	None
• Radio Blackouts	None	None	None



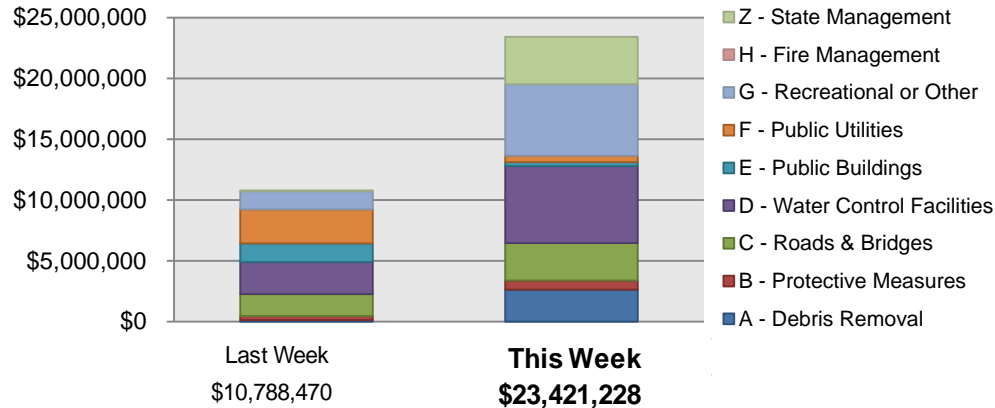
Public Assistance Grant Program



FEMA

PA Project Worksheets Obligated in past week, as of 1/5/2015 at 1400 EST										
PA Category	Emergency Work		Permanent Work							Total
	A - Debris Removal	B - Protective Measures	C - Roads & Bridges	D - Water Control Facilities	E - Public Buildings	F - Public Utilities	G - Recreational or Other	H - Fire Management	Z - State Management	
Number Of PWs Obligated	12	18	35	6	15	11	5	0	5	107
Federal Share Obligated	\$2,634,124.33	\$742,397.90	\$3,081,389.58	\$6,332,409.48	\$326,495.62	\$523,751.59	\$5,877,156.51	\$0.00	\$3,903,502.53	\$23,421,227.54

Public Assistance Obligated per Category
In the Past 2 Weeks – 12/22/2014 through 1/5/2015



PA Highlights

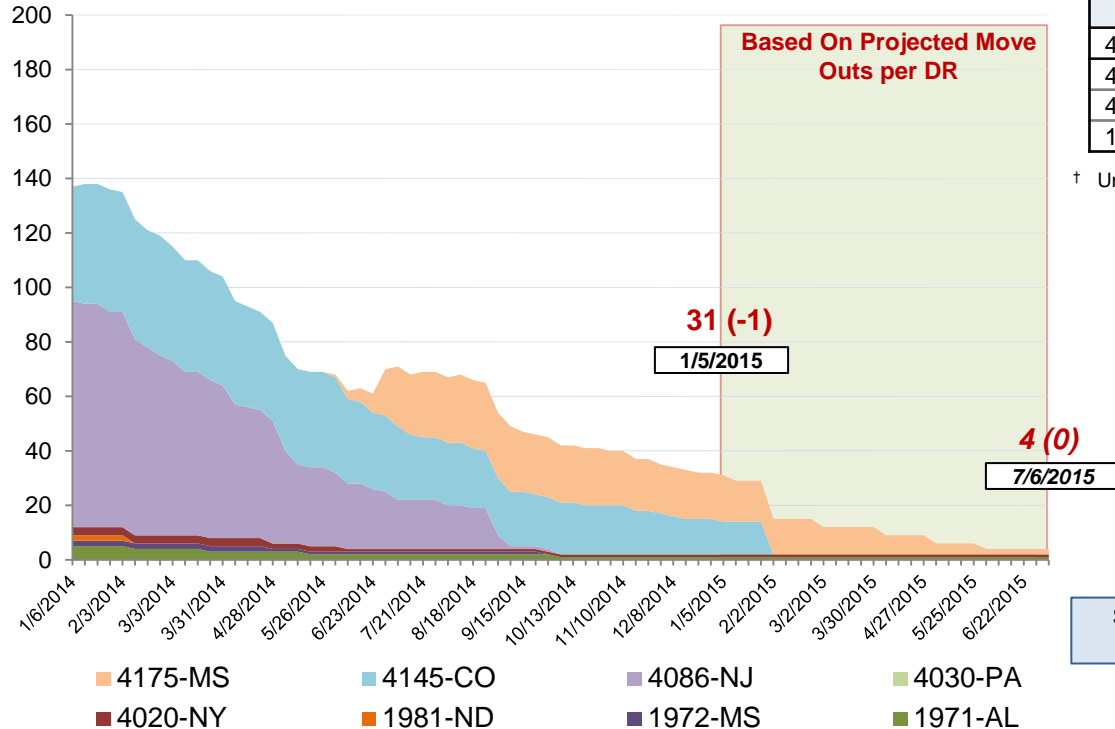
- On 12/29 the Alfred G. Zanetti School in Springfield, MA was obligated approximately \$5.3 Million in Recreational or Other costs under PA Category G to repair facilities damaged as a result of DR-1994.

Direct Housing



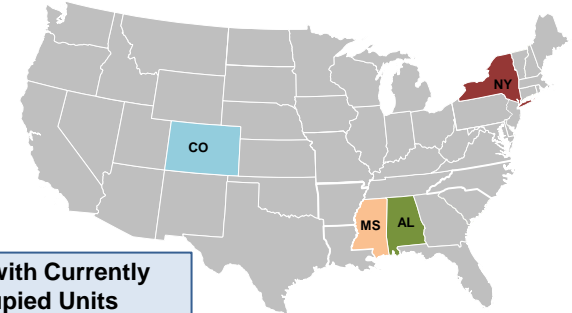
FEMA

Total Households in FEMA Direct Housing per State
 Past Year per Week, 1/6/2014 – 1/5/2015, Projected to 7/6/2015
 There are currently **31** Households Occupying **33** Temporary Units



DR	IA Declaration Date	Program End Date	Current # of Households in Direct Housing (Weekly Change)
4175-MS	04/30/2014	10/30/2015	17 (0)
4145-CO	09/14/2013	03/14/2015	12 (-1)
4020-NY [†]	08/31/2011	06/01/2013	1 (0)
1971-AL [†]	04/28/2011	10/28/2012	1 (0)

[†] Units are under authority of Department of Justice



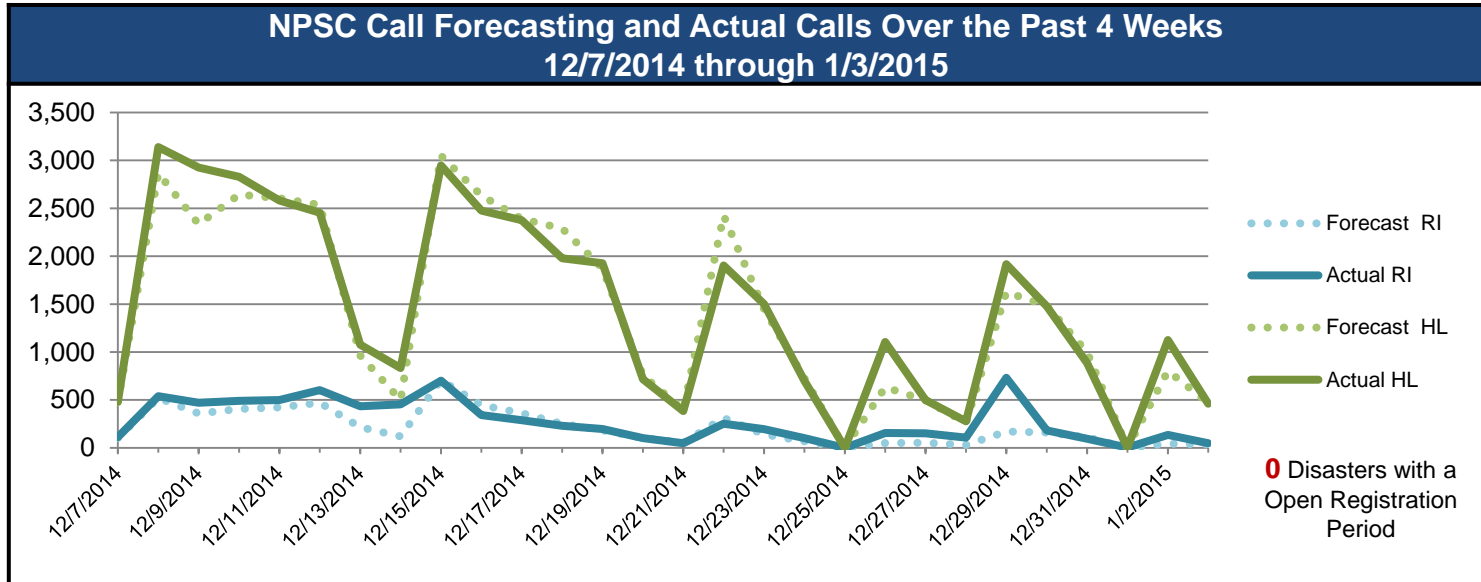
States with Currently Occupied Units

NPSC Activity



FEMA

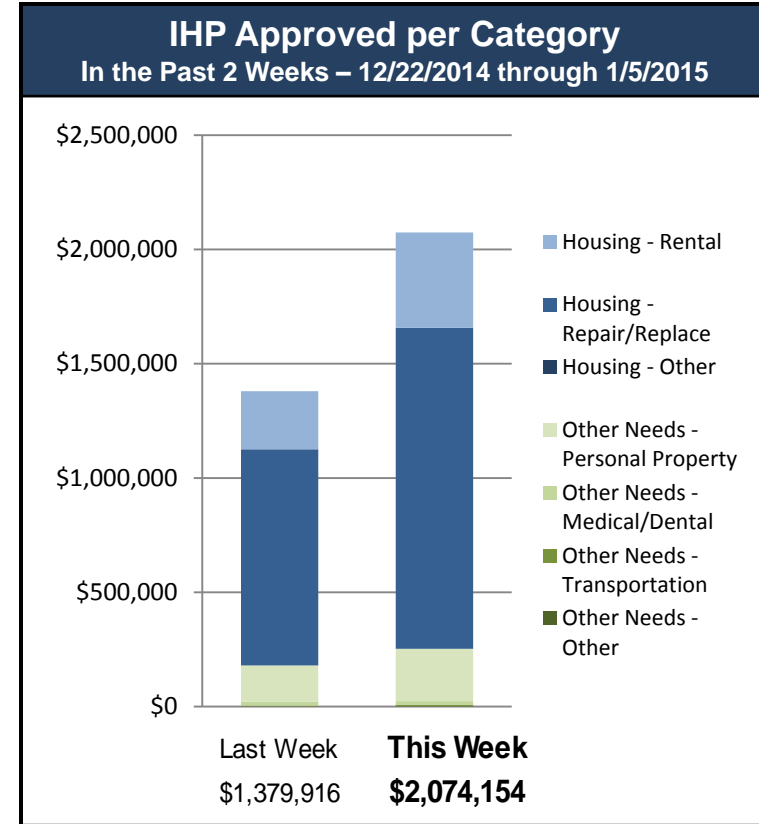
NPSC Call Activity in the Past Week 12/28/2014 through 1/3/2015					
Call Type	Projected Calls	Actual Calls	Average Answer Time	Maximum Answer Time	Minimum Answer Time
Registration Intake	548	1,297	:11	:20	:00
Helpline	5,639	6,140	:12	:59	:00
All Calls	6,187	7,437	:12	:53	:00



Individual Assistance Activity



Individuals and Households Program Activity as of January 5, 2015 at 1500 EST			
		In Past 7 Days	
		Applicants Approved	Amount Approved
IHP Active	9 Declarations IHP Programmatically Open – Closed Registration *		
	Housing Assistance	815	\$1,821,161
	Other Needs Assistance	394	\$252,992
	Total IHP	\$2,074,154	



FEMA Readiness – Deployable Teams /Assets



Deployable Teams/Assets									
Resource	Status	Total	FMC Available		Partially Available	Not Available	Detailed Deployed Activated	Comments	Rating Criterion
FCO		40	19	48%	0	2	19		OFDC Readiness: FCO Green Yellow Red Type 1 3+ 2 1 Type 2 4+ 3 2 Type 3 4 3 2 FDRC 3 2 1
FDRC		10	8	80%	0	0	2		
US&R		28	27	96%	0	1	0	NM-TF1 (Red – Personnel shortages)	<ul style="list-style-type: none">• Green = Available/FMC• Yellow = Available/PMC• Red = Out-of-Service• Blue = Assigned/Deployed
National IMAT		3	1	33%	0	0	2	<ul style="list-style-type: none">• IMAT East 1 – Deployed to FEMA HQ• IMAT West – Deployed to GA	<ul style="list-style-type: none">• Green: 3 avail• Yellow: 1-2 avail• Red: 0 avail (<i>Individual N-IMAT red if 50% of Section Chiefs and/or Team Leader is unavailable for deployment.</i>)
Regional IMAT		13	8	62%	0	4	1	<u>Not Mission Capable (NMC):</u> <ul style="list-style-type: none">• Regions IV-3, V, VI-1 & IX-1 (personnel shortages) <u>Deployed</u> <ul style="list-style-type: none">• Region IX-2 to CA	<ul style="list-style-type: none">• Green: 7 or more avail• Yellow: 4 - 6 teams available• Red: > 8 teams deployed/unavailable <i>R-IMAT also red if TL Ops/Log Chief is unavailable and has no qualified replacement.</i>
MCOV		60	59	98%	0	1	0		<ul style="list-style-type: none">• Green = 80 – 100% avail• Yellow = 60 – 79% avail• Red = 59% or below avail• Readiness remains 95%

FEMA Readiness – National/Regional Teams



National/Regional Teams									
Resource	Status	Total	FMC Available		Partially Available	Not Available	Deployed/ Activated	Comments	Rating Criterion
NWC		5	5	100%	0	0	Activated	Enhanced Watch (day only)	• Green = FMC • Yellow = PMC • Red = NMC
NRCC		2	344	89%	0	44	Not Activated		
HLT		1	N/A	N/A	0	0	Not Activated		
DEST							Not Activated		
RRCCs		10	10	100%	0	0	Not Activated		
RWCs/MOCs		10	10	100%	0	0	Not Activated		



FEMA

FEMA's mission is to support our citizens and first responders to ensure that as a nation we work together to build, sustain, and improve our capability to prepare for, protect against, respond to, recover from, and mitigate all hazards.