

The Disaster Center is dedicated to the idea that disaster mitigation is cost effective and individuals pursuing their own interest are the greatest potential force for disaster reduction.

Please consider making a small donation to the Disaster Center



When disaster mitigation is cost effective, we are on the road to bringing disasters to an end.



FEMA

Daily Operations Briefing

Wednesday, January 7, 2015

8:30 a.m. EST

Significant Activity: Jan 6 - 7



Significant Events: None

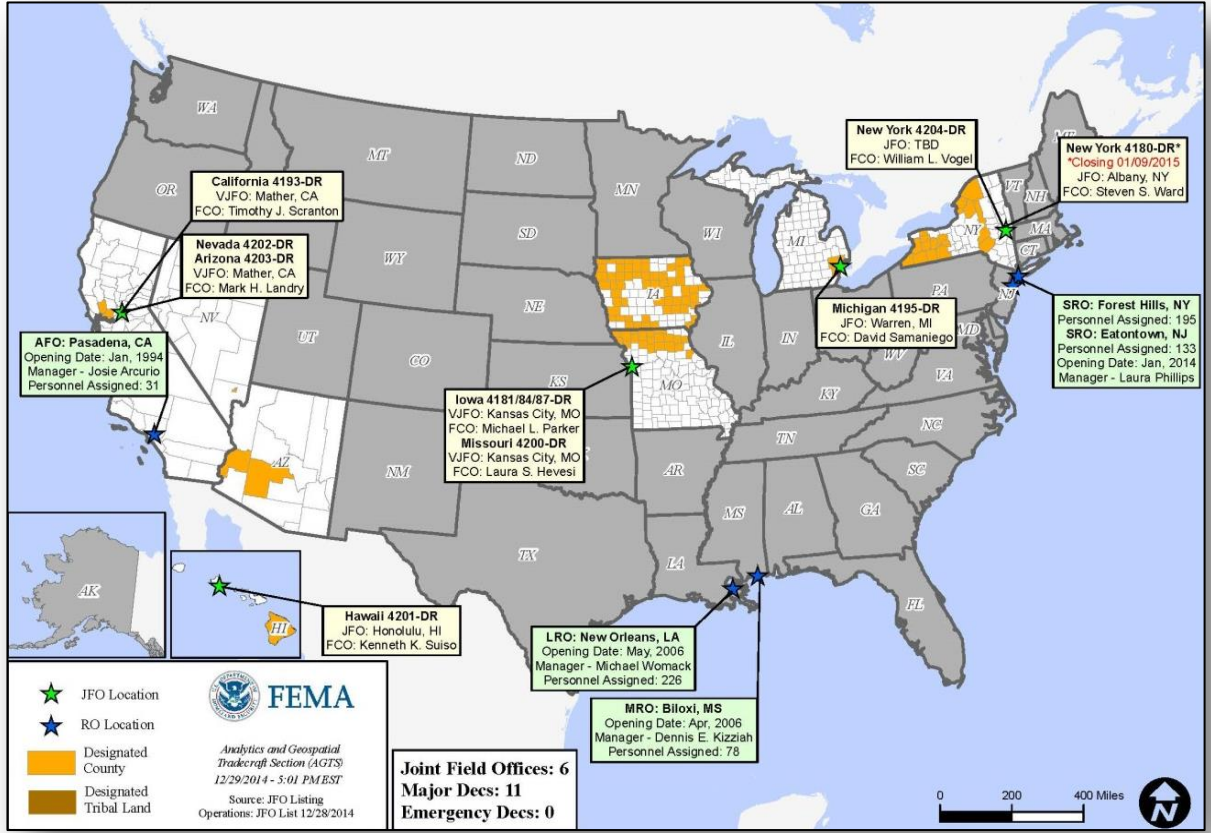
Significant Weather:

- Heavy snow – Great Lakes (four to eight inches)
- Snow – Northern Rockies to Upper Mississippi Valley; Central and Southern Rockies, Great Lakes; Tennessee Valley; Ohio Valley to Mid-Atlantic and Northeast
- Rain/snow – Southern Plains
- Rain – Southwest; Southern tip of Florida and Texas
- Bitterly cold temperatures – Northern Plains to the Northeast; -25° to -45°F with wind chill
- Critical Fire Weather Areas: None; Red Flag Warnings: None
- Space Weather: Past 24 hours – Strong, G3 geomagnetic storms occurred; next 24 hours – Low, G1 geomagnetic storms expected

Disaster Activity: No activity

FEMA Readiness: No significant activity

Open Field Offices as of Jan 7



Disaster Requests & Declarations



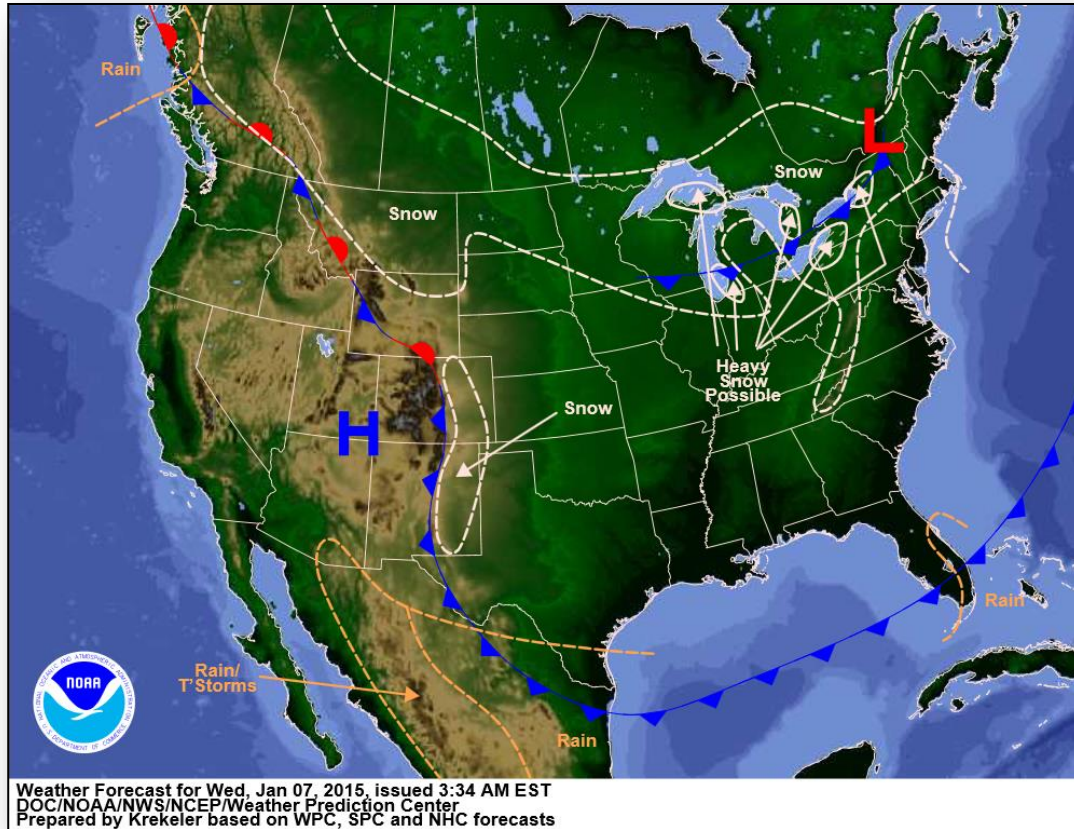
Declaration Requests in Process		Requests APPROVED (since last report)	Requests DENIED (since last report)
1	Date Requested	0	0
MS – DR Severe Storms and Tornadoes	December 31, 2014		

Joint Preliminary Damage Assessments

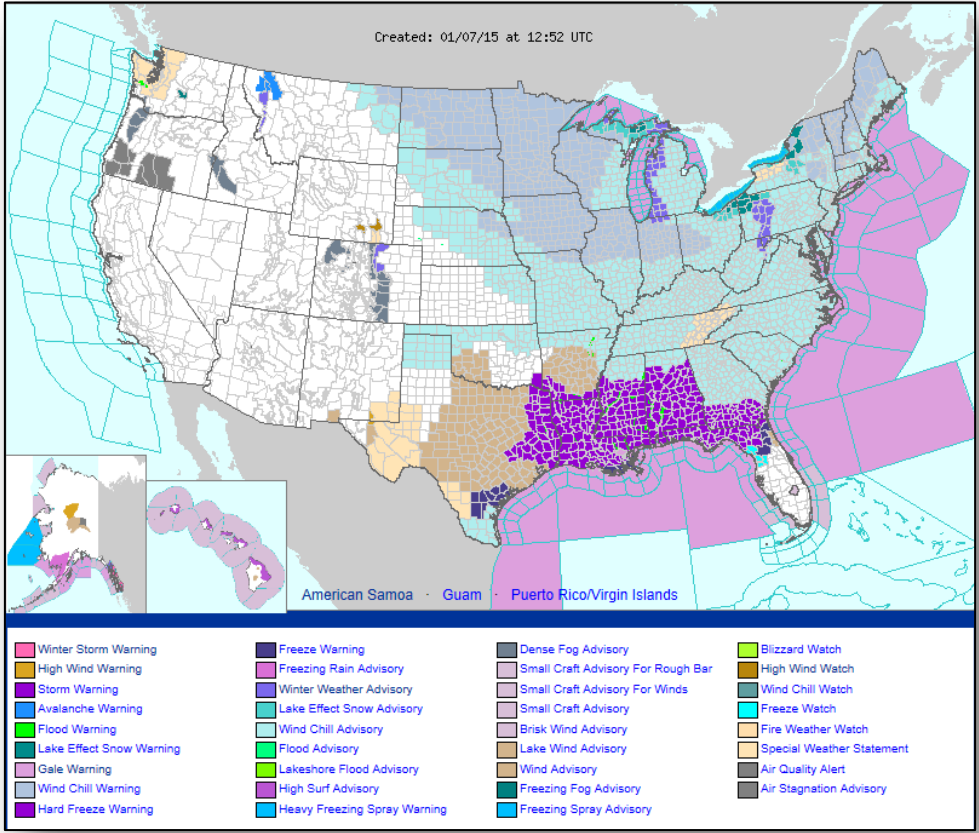


Region	State / Location	Event	IA/PA	Number of Counties		Start – End
				Requested	Complete	
I	VT	Severe Winter Storm Dec 9, 2014	PA	12	0	12/17/14 – TBD

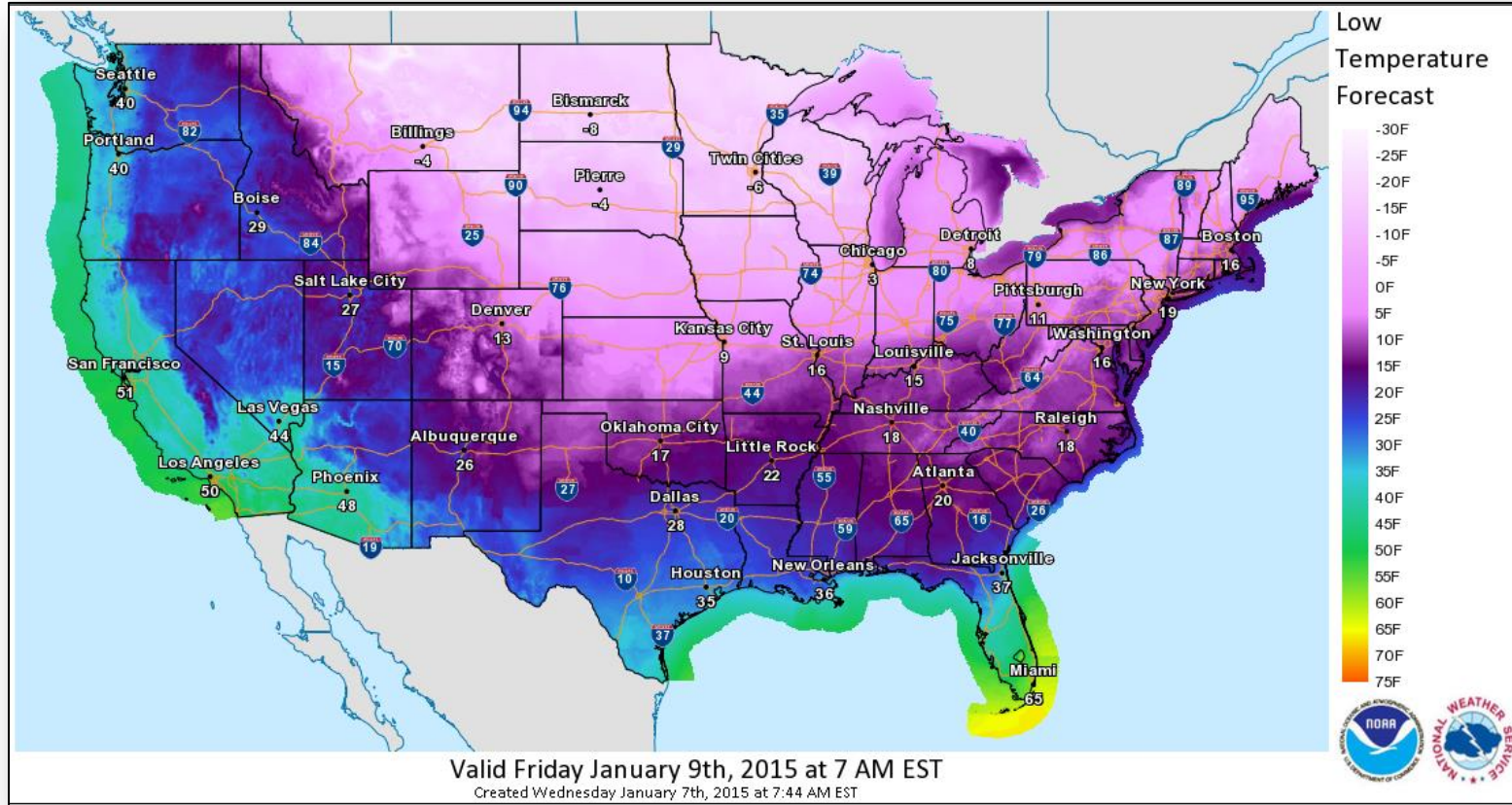
National Weather Forecast



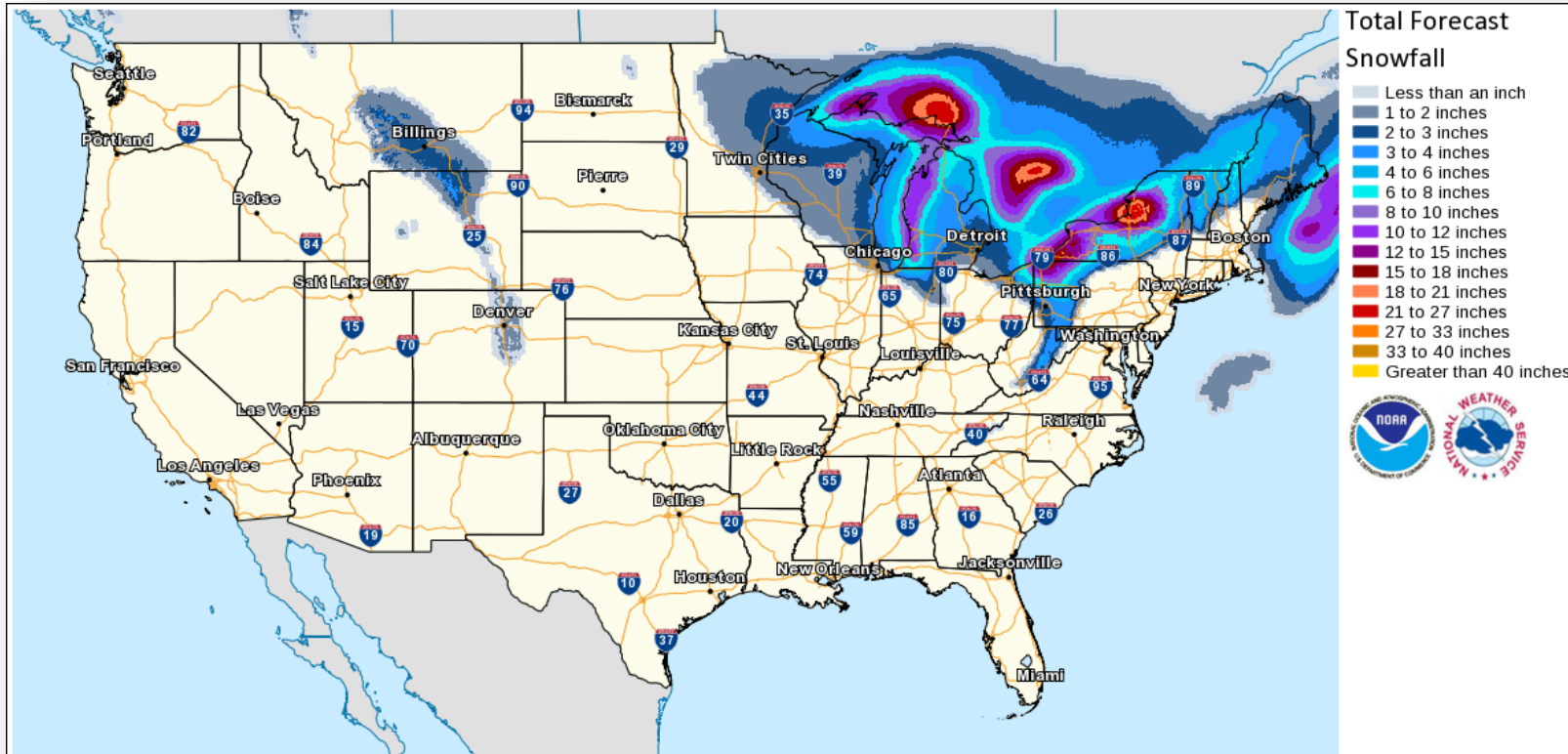
Active Watches/Warnings



Low Temperatures



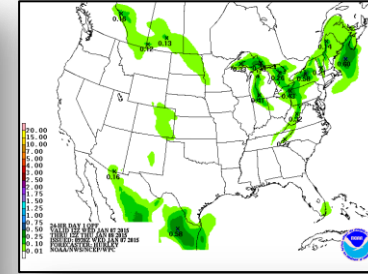
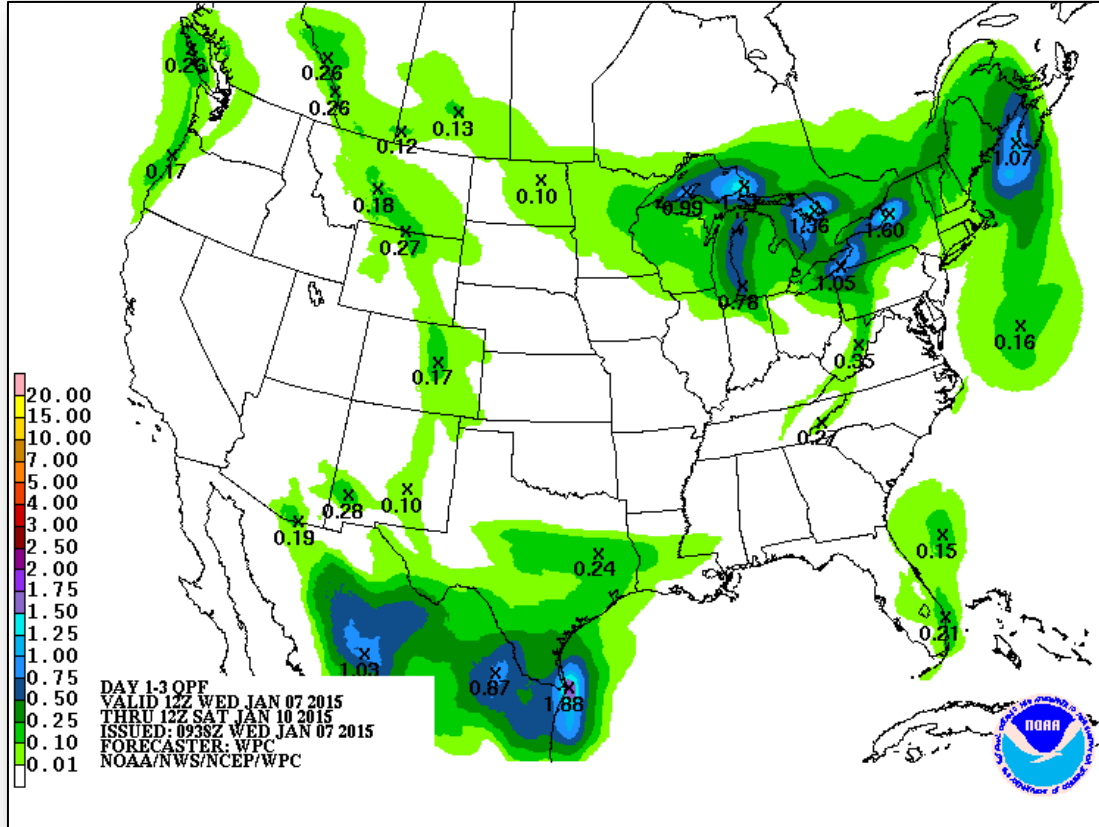
Total Forecast Snowfall



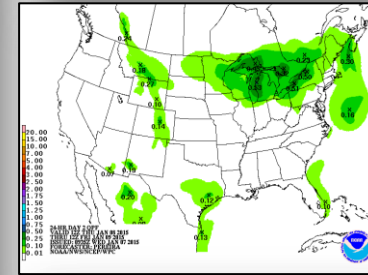
Valid ending at Saturday January 10th, 2015 at 7 AM EST

Created Wednesday January 7th, 2015 at 5:42 AM EST

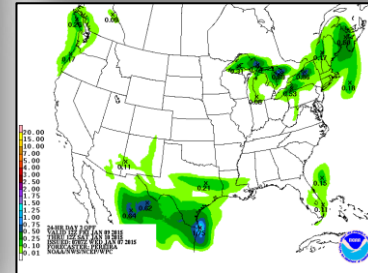
Precipitation Forecast – 3 Day



Day 1



Day 2



Day 3

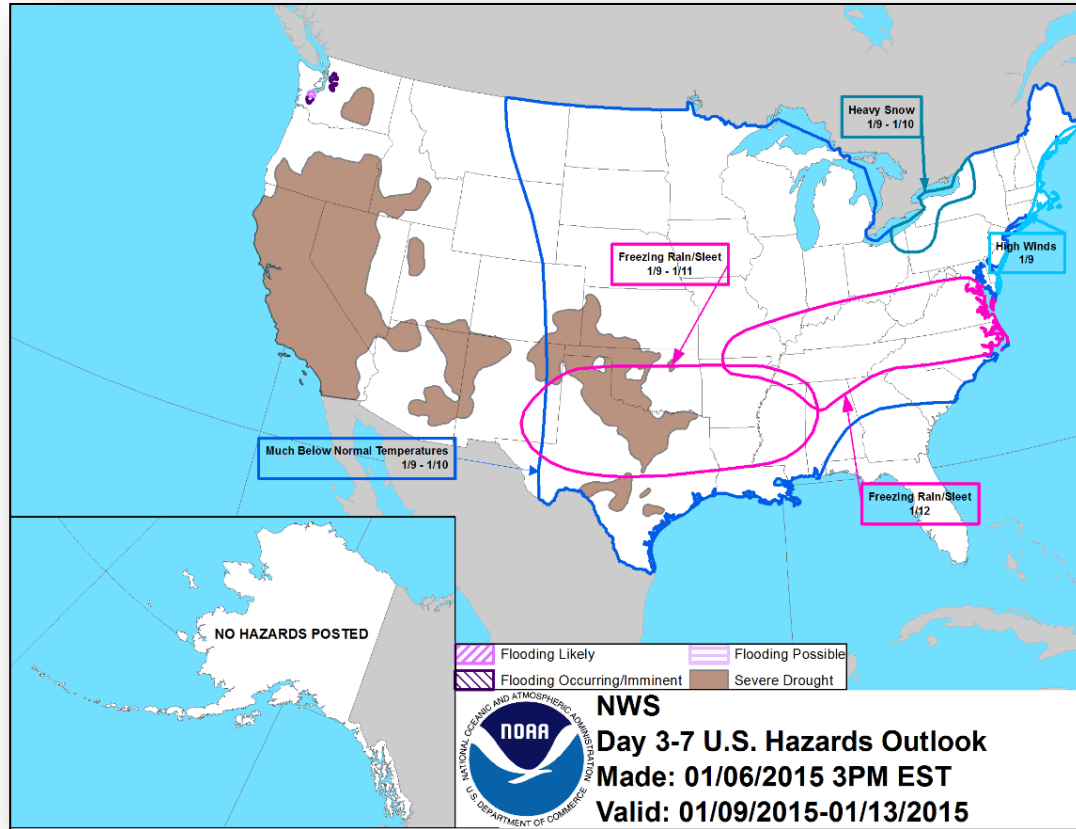
River Forecast



FEMA



Hazard Outlook: Jan 9 – 13

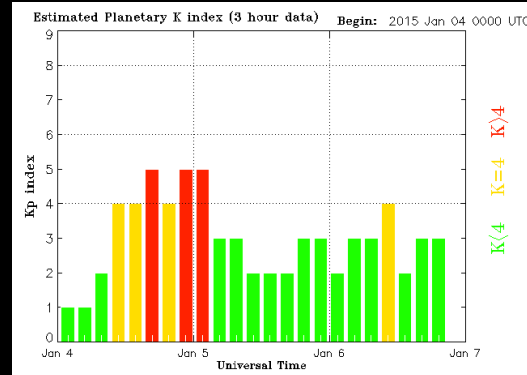
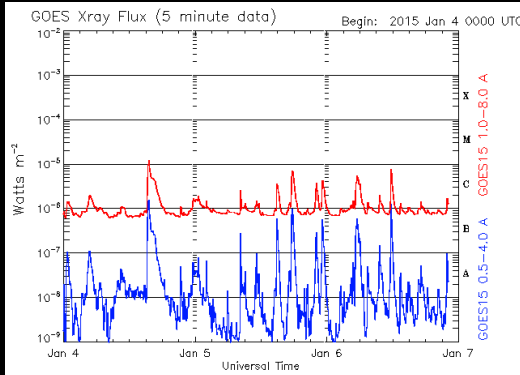



Space Weather Summary/Outlook

Space Weather Summary January 7th, 2015	Past 48 Hours	Current
Solar Flare Radio Blackouts (R Scale)	None	None
Solar Radiation Storms (S Scale)	None	None
Geomagnetic Storms (G Scale)	None	G3

Summary of Recent Activity/Outlook:

- Some G1 activity January 4th/5th – tapering off now
- Fairly steady flare activity at/near R1 threshold (mostly 2253)
- Continued low level-flare activity likely
- Risk of severe or extreme activity remains fairly low



FEMA Readiness – Deployable Teams /Assets



Deployable Teams/Assets									
Resource	Status	Total	FMC Available		Partially Available	Not Available	Detailed Deployed Activated	Comments	Rating Criterion
FCO		40	19	48%	0	2	19		OFDC Readiness: FCO Green Yellow Red Type 1 3+ 2 1 Type 2 4+ 3 2 Type 3 4 3 2 FDRC 3 2 1
FDRC		10	8	80%	0	0	2		
US&R		28	27	96%	0	1	0	NM-TF1 (Red – Personnel shortages)	<ul style="list-style-type: none"> Green = Available/FMC Yellow = Available/PMC Red = Out-of-Service Blue = Assigned/Deployed
National IMAT		3	1	33%	0	0	2	<ul style="list-style-type: none"> IMAT East 1 – Deployed to FEMA HQ IMAT West – Deployed to GA 	<ul style="list-style-type: none"> Green: 3 avail Yellow: 1-2 avail Red: 0 avail (<i>Individual N-IMAT red if 50% of Section Chiefs and/or Team Leader is unavailable for deployment.</i>)
Regional IMAT		13	8	62%	0	4	1	<u>Not Mission Capable (NMC):</u> <ul style="list-style-type: none"> Regions IV-3, V, VI-1 & IX-1 (personnel shortages) <u>Deployed</u> Region IX-2 to CA 	<ul style="list-style-type: none"> Green: 7 or more avail Yellow: 4 - 6 teams available Red: > 8 teams deployed/unavailable <p><i>R-IMAT also red if TL Ops/Log Chief is unavailable and has no qualified replacement.</i></p>
MCOV		60	59	98%	0	1	0		<ul style="list-style-type: none"> Green = 80 – 100% avail Yellow = 60 – 79% avail Red = 59% or below avail Readiness remains 95%

FEMA Readiness – National/Regional Teams



National/Regional Teams

Resource	Status	Total	FMC Available		Partially Available	Not Available	Deployed/ Activated	Comments	Rating Criterion
NWC	Green	5	5	100%	0	0	Activated	Enhanced Watch (day only)	<ul style="list-style-type: none"> • Green = FMC • Yellow = PMC • Red = NMC
NRCC	Green	2	344	89%	0	44	Not Activated		
HLT	Green	1	N/A	N/A	0	0	Not Activated		
DEST	Green						Not Activated		
RRCCs	Green	10	10	100%	0	0	Not Activated		
RWCs/MOCs	Green	10	10	100%	0	0	Not Activated		



FEMA

FEMA's mission is to support our citizens and first responders to ensure that as a nation we work together to build, sustain, and improve our capability to prepare for, protect against, respond to, recover from, and mitigate all hazards.