

The Disaster Center is dedicated to the idea that disaster mitigation is cost effective and individuals pursuing their own interest are the greatest potential force for disaster reduction.

Please consider making a small donation to the Disaster Center



When disaster mitigation is cost effective, we are on the road to bringing disasters to an end.



# **FEMA**

## **Daily Operations Briefing**

**Saturday, January 10, 2015**

**8:30 a.m. EST**

# Significant Activity: Jan 9-10



**Significant Events:** None

**Significant Weather:**

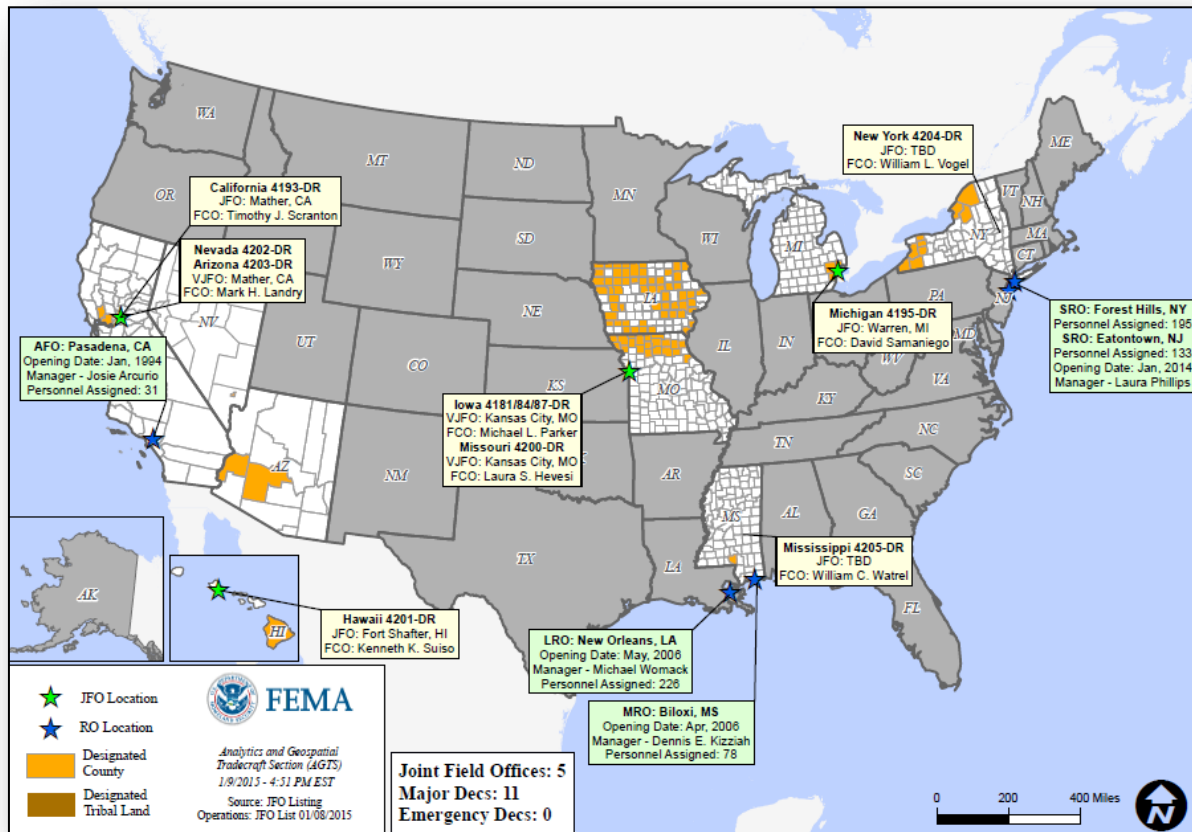
- Lake effect snow warning – Western New York (3 – 5 Feet Forecast)
- Wind chill advisory – Northern Plains through the Mid-Atlantic and Southern Texas
- Winter storm warning/Winter Weather advisory – Central Texas
- Critical Fire Weather Areas: None; Red Flag Warnings: None
- Space Weather: past 24 hours – none; next 24 hours – none

**FEMA Readiness:** No significant activity

# Open Field Offices as of Jan 10



FEMA



# Joint Preliminary Damage Assessments

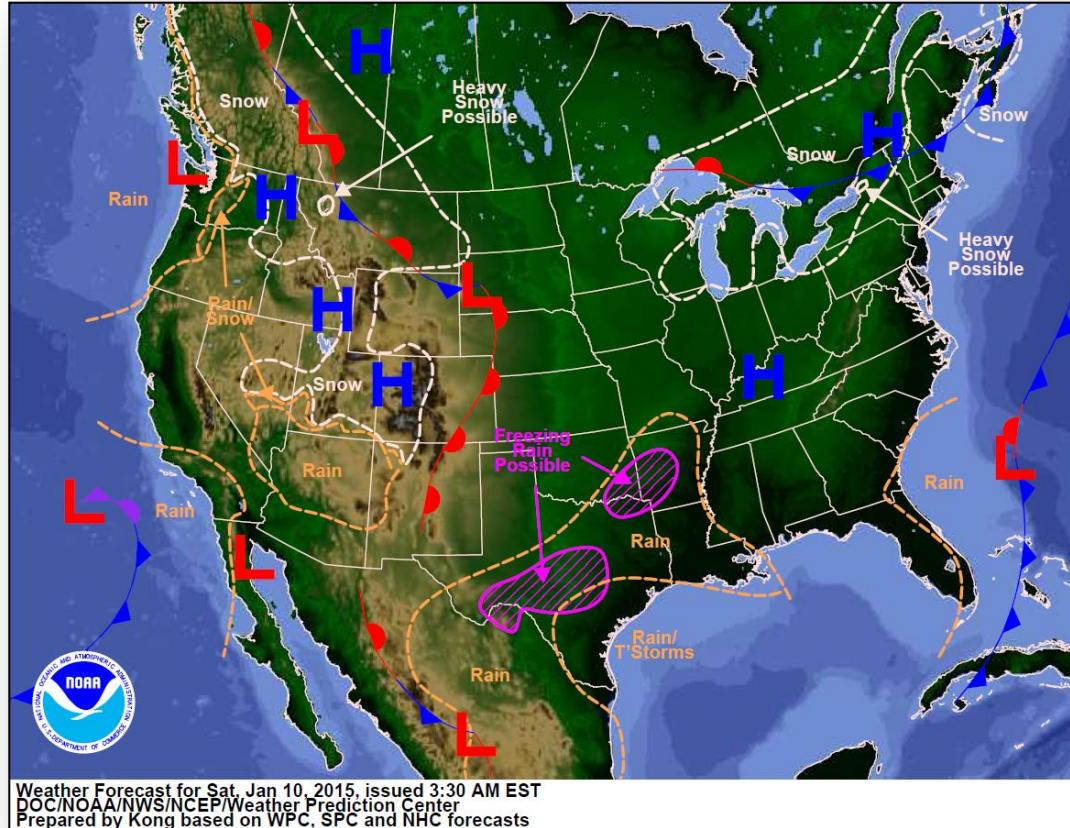


Region	State / Location	Event	IA/PA	Number of Counties		Start – End
				Requested	Complete	
I	VT	Severe Winter Storm Dec 9, 2014	PA	12	0	12/17/14 – TBD

# National Weather Forecast



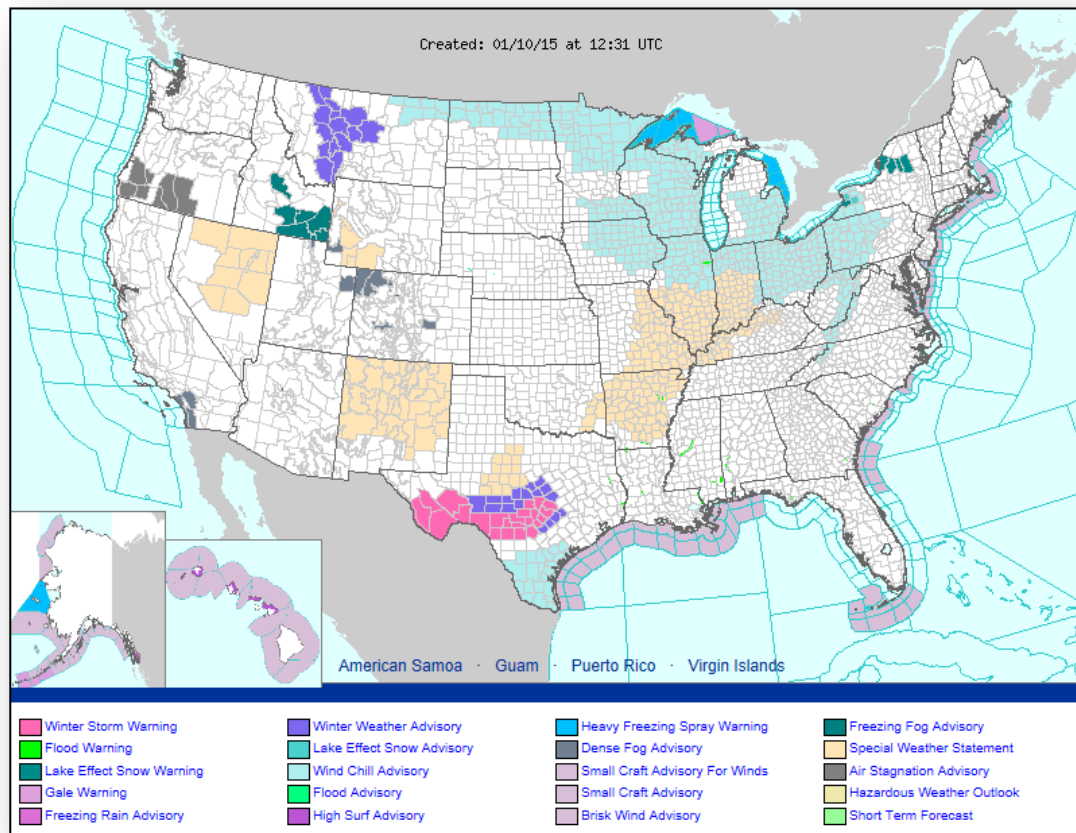
FEMA



# Active Watches/Warnings



FEMA

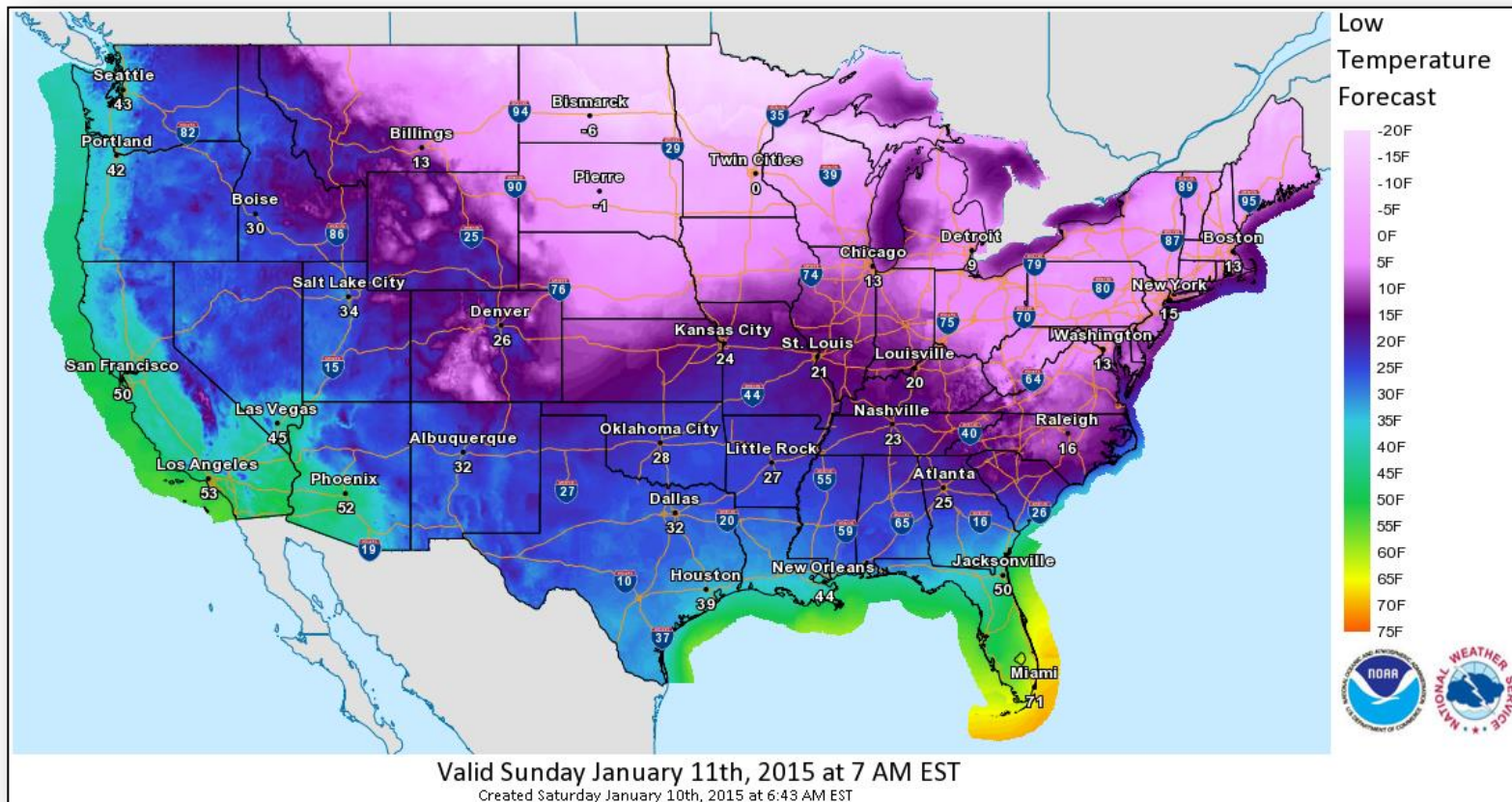




# Low Temperatures

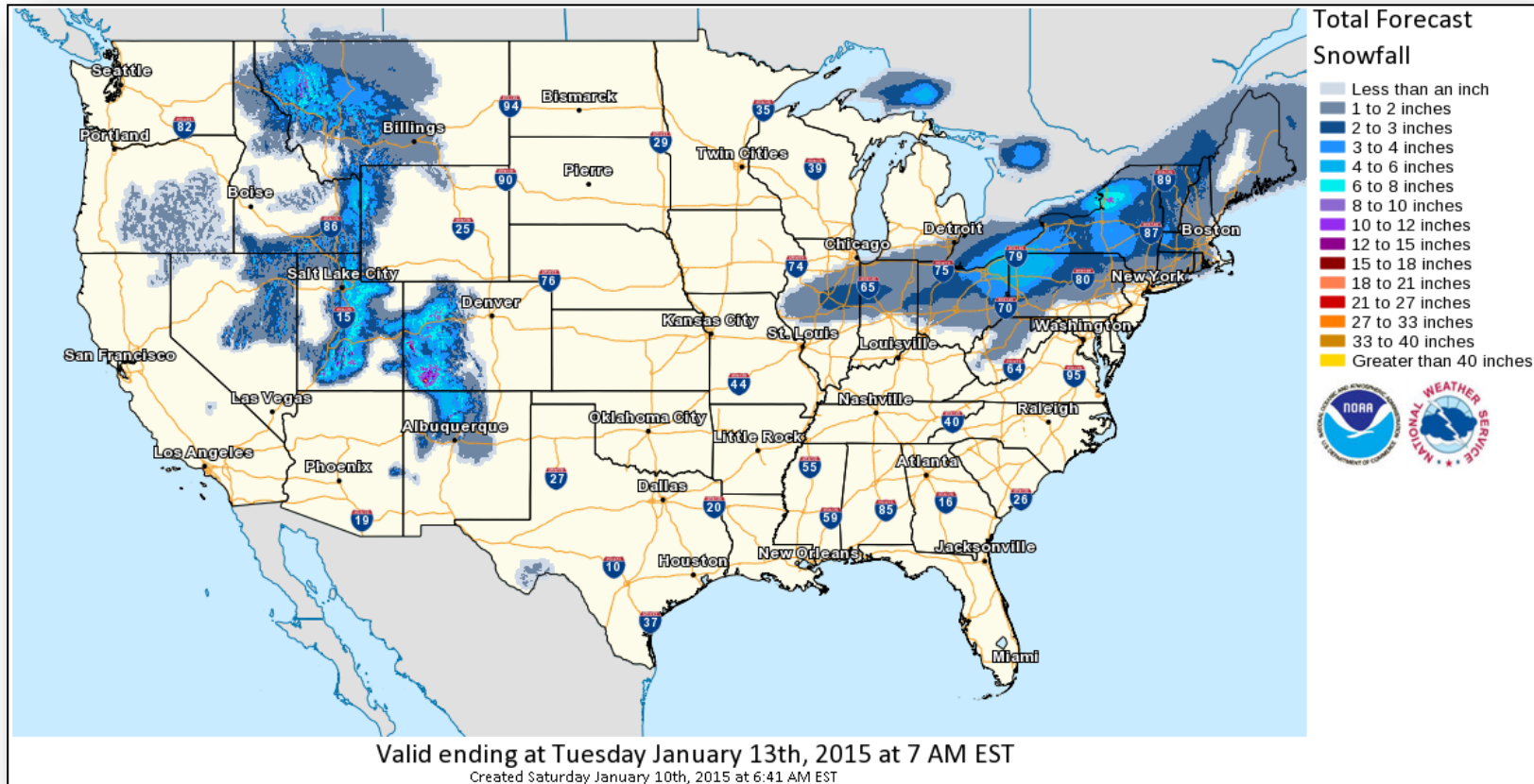


FEMA

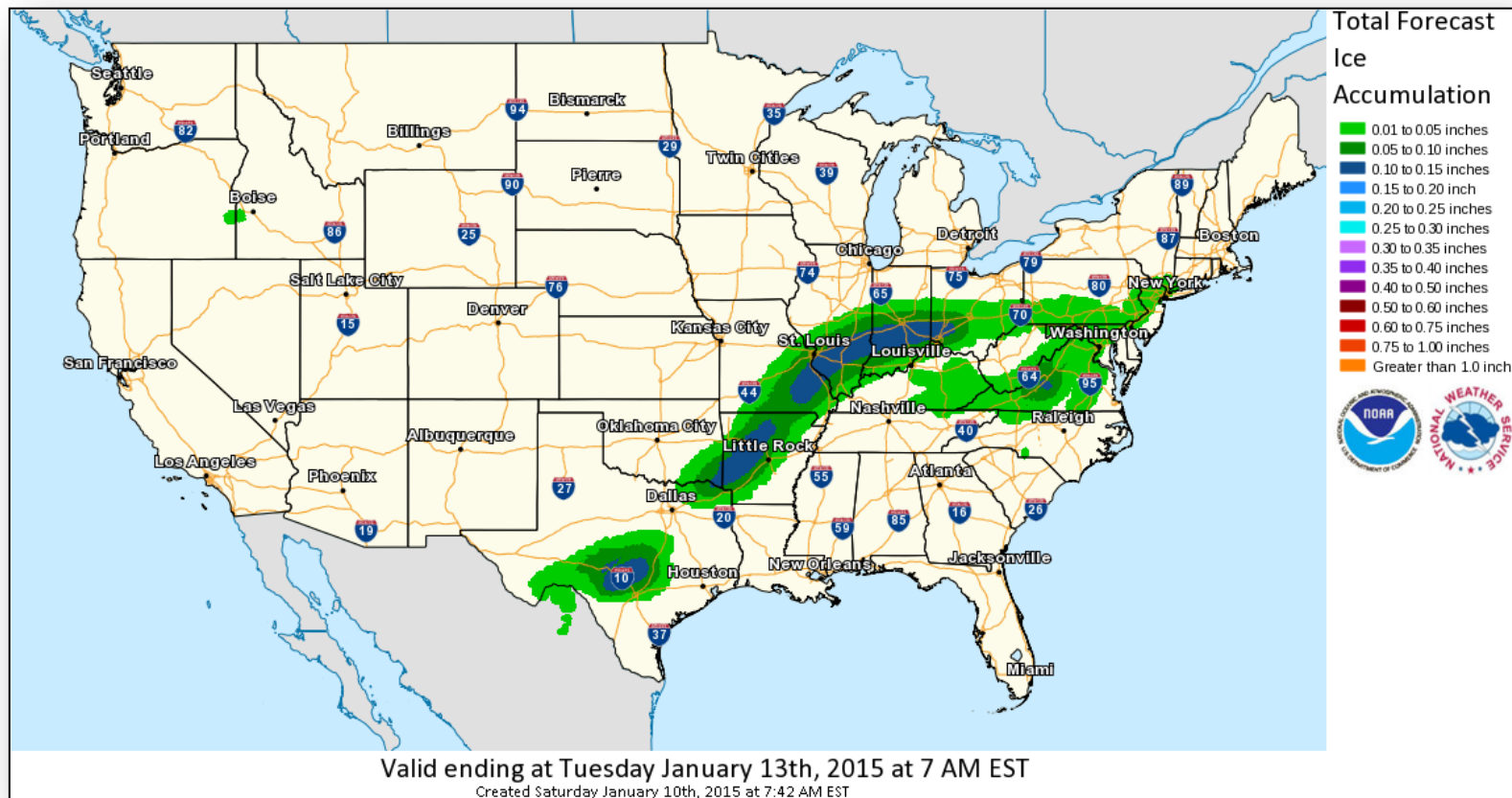




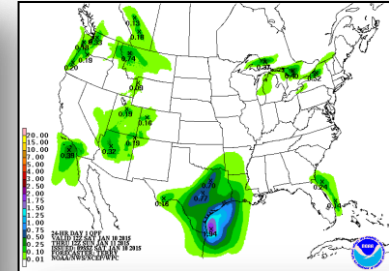
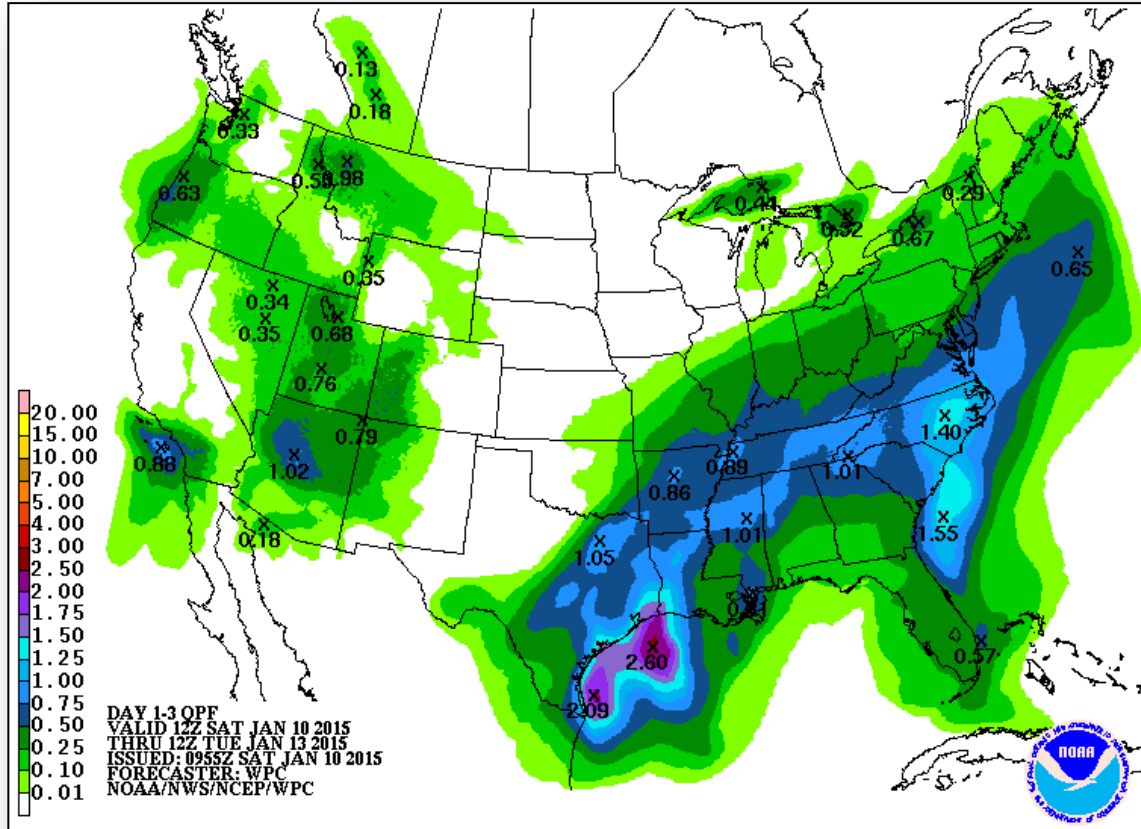
# Total Forecast Snowfall



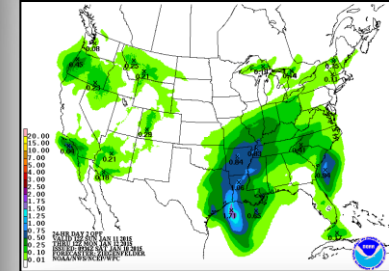
# Total Forecast Ice



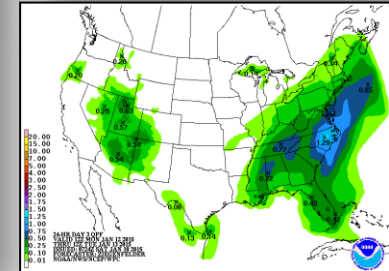
# Precipitation Forecast – 3 Day



Day 1



Day 2



Day 3

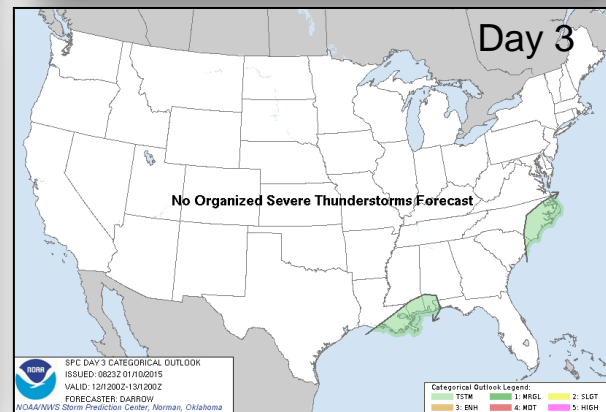
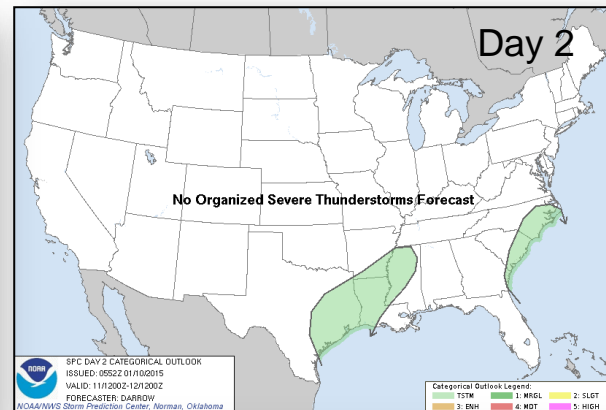
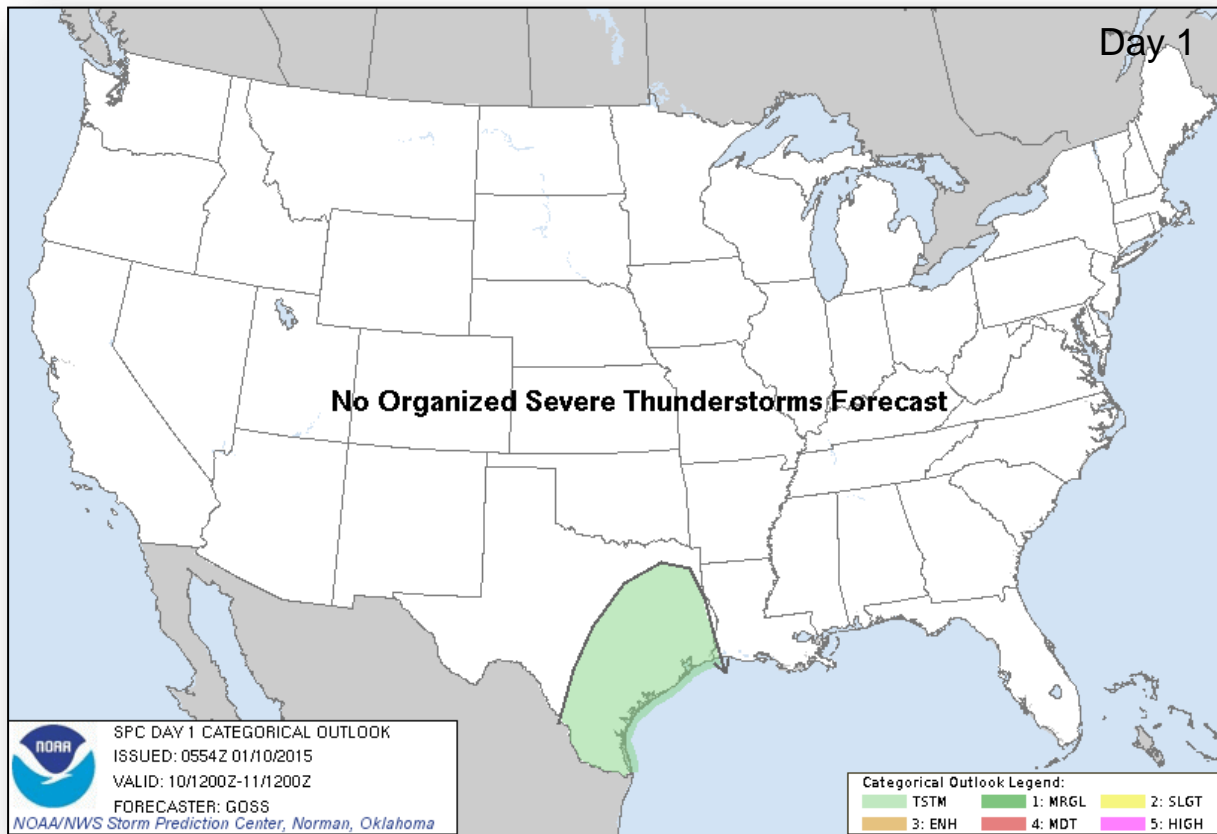
# River Forecast



FEMA

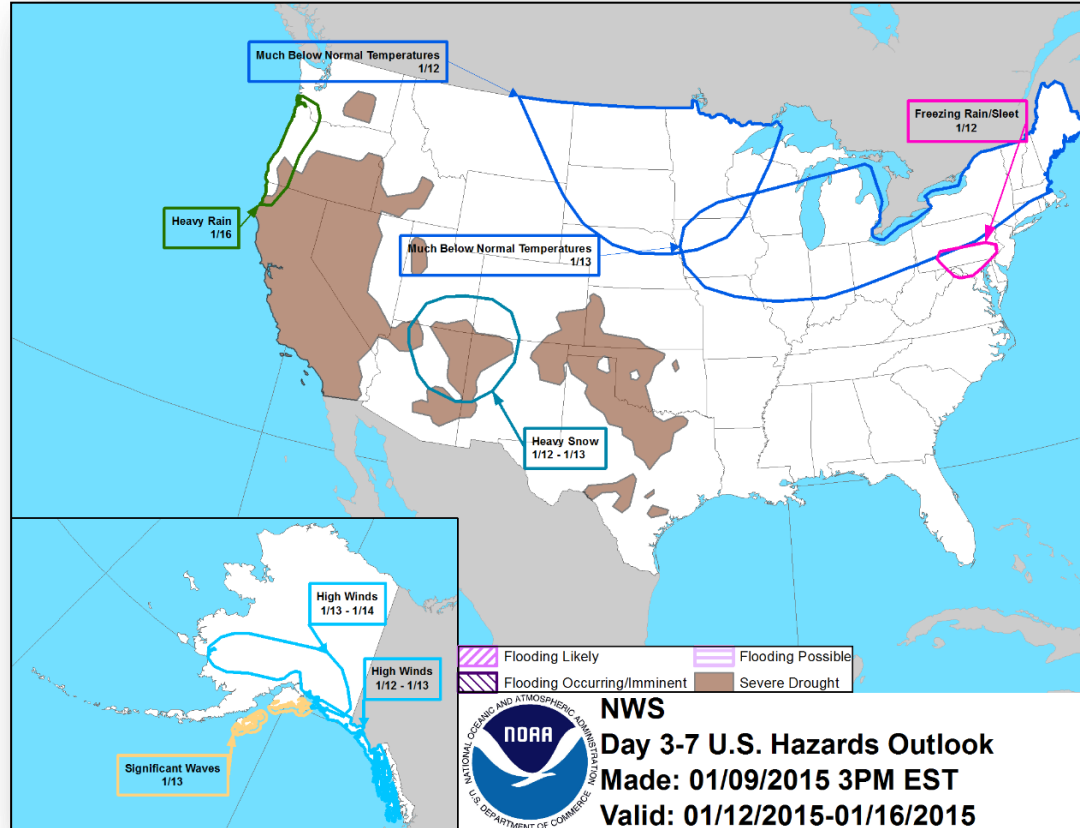


# Convective Outlook, Days 1 – 3





# Hazard Outlook: Jan 12–16

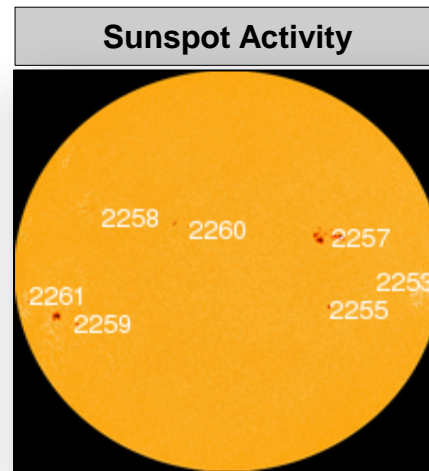



# Space Weather



FEMA

NOAA Scales Activity (Range: 1/minor to 5/extreme)	Past 24 Hours	Current	Next 24 Hours
Space Weather Activity:	None	None	None
• Geomagnetic Storms	None	None	None
• Solar Radiation Storms	None	None	None
• Radio Blackouts	None	None	None





# FEMA Readiness – Deployable Teams /Assets



Deployable Teams/Assets									
Resource	Status	Total	FMC Available		Partially Available	Not Available	Detailed Deployed Activated	Comments	Rating Criterion
FCO		40	20	50%	0	2	18		OFDC Readiness: FCO   Green   Yellow   Red Type 1   3+            2            1 Type 2   4+            3            2 Type 3   4              3            2 FDRC       3            2            1
FDRC		10	8	80%	0	0	2		
US&R		28	27	96%	0	1	0	NM-TF1 (Red – Personnel shortages)	<ul style="list-style-type: none"> <li>• Green = Available/FMC</li> <li>• Yellow = Available/PMC</li> <li>• Red = Out-of-Service</li> <li>• Blue = Assigned/Deployed</li> </ul>
National IMAT		3	1	33%	0	0	2	<ul style="list-style-type: none"> <li>• IMAT East 1 – Deployed to FEMA HQ</li> <li>• IMAT West – Deployed to GA</li> </ul>	<ul style="list-style-type: none"> <li>• Green: 3 avail</li> <li>• Yellow: 1-2 avail</li> <li>• Red: 0 avail (<i>Individual N-IMAT red if 50% of Section Chiefs and/or Team Leader is unavailable for deployment.</i>)</li> </ul>
Regional IMAT		13	8	62%	0	4	1	<u>Not Mission Capable (NMC):</u> <ul style="list-style-type: none"> <li>• Regions IV-3, V, VI-1 &amp; IX-1 (personnel shortages) <u>Deployed</u></li> <li>• Region IX-2 to CA</li> </ul>	<ul style="list-style-type: none"> <li>• Green: 7 or more avail</li> <li>• Yellow: 4 - 6 teams available</li> <li>• Red: &gt; 8 teams deployed/unavailable</li> </ul> <p><i>R-IMAT also red if TL Ops/Log Chief is unavailable and has no qualified replacement.</i></p>
MCOV		60	59	98%	0	1	0		<ul style="list-style-type: none"> <li>• Green = 80 – 100% avail</li> <li>• Yellow = 60 – 79% avail</li> <li>• Red = 59% or below avail</li> <li>• Readiness remains 95%</li> </ul>

# FEMA Readiness – National/Regional Teams



National/Regional Teams									
Resource	Status	Total	FMC Available		Partially Available	Not Available	Deployed/ Activated	Comments	Rating Criterion
NWC		5	5	100%	0	0	Activated	Enhanced Watch (day only)	<div>• Green = FMC</div> <div>• Yellow = PMC</div> <div>• Red = NMC</div>
NRCC		2	344	89%	0	44	Not Activated		
HLT		1	N/A	N/A	0	0	Not Activated		
DEST							Not Activated		
RRCCs		10	10	100%	0	0	Not Activated		
RWCs/MOCs		10	10	100%	0	0	Not Activated		



# FEMA

**FEMA's mission is to support our citizens and first responders to ensure that as a nation we work together to build, sustain, and improve our capability to prepare for, protect against, respond to, recover from, and mitigate all hazards.**