

The Disaster Center is dedicated to the idea that disaster mitigation is cost effective and individuals pursuing their own interest are the greatest potential force for disaster reduction.

Please consider making a small donation to the Disaster Center



When disaster mitigation is cost effective, we are on the road to bringing disasters to an end.



FEMA

Daily Operations Briefing

Tuesday, January 13, 2015

8:30 a.m. EST

Significant Activity: Jan 12-13



Significant Events: None

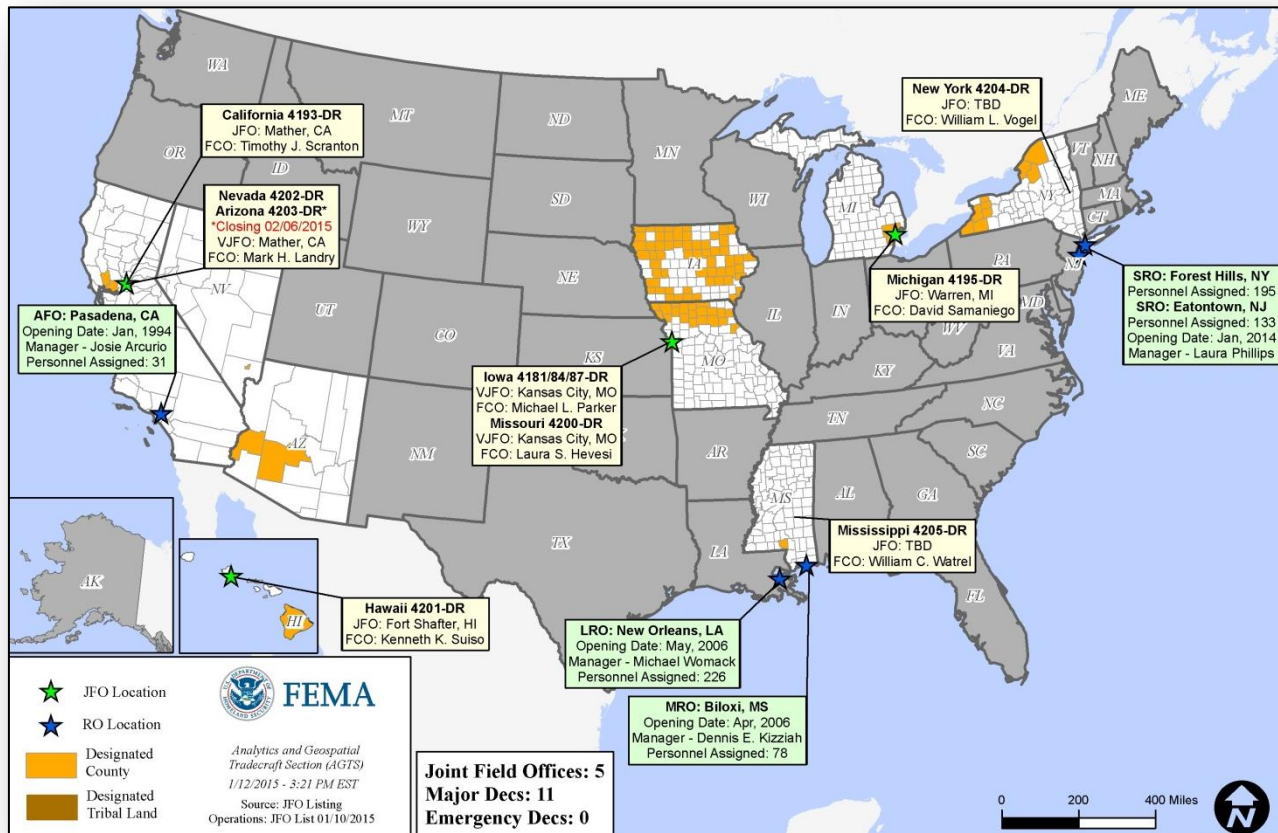
Significant Weather:

- Freezing rain– Southern Mid-Atlantic states
- Extreme wind chill – Northern Plains and Upper Mississippi Valley (-15° to -30°F forecast)
- Moderate to heavy snow – High terrain of the Four Corners states
- Critical Fire Weather Areas: None; Red Flag Warnings: Puerto Rico
- Space Weather: past 24 hours – moderate, radio blackouts reaching R2 level occurred; next 24 hours – none predicted

Tropical Activity: Western Pacific – Disturbance 1 (High chance)

FEMA Readiness: No significant activity

Open Field Offices as of Jan 13



Joint Preliminary Damage Assessments

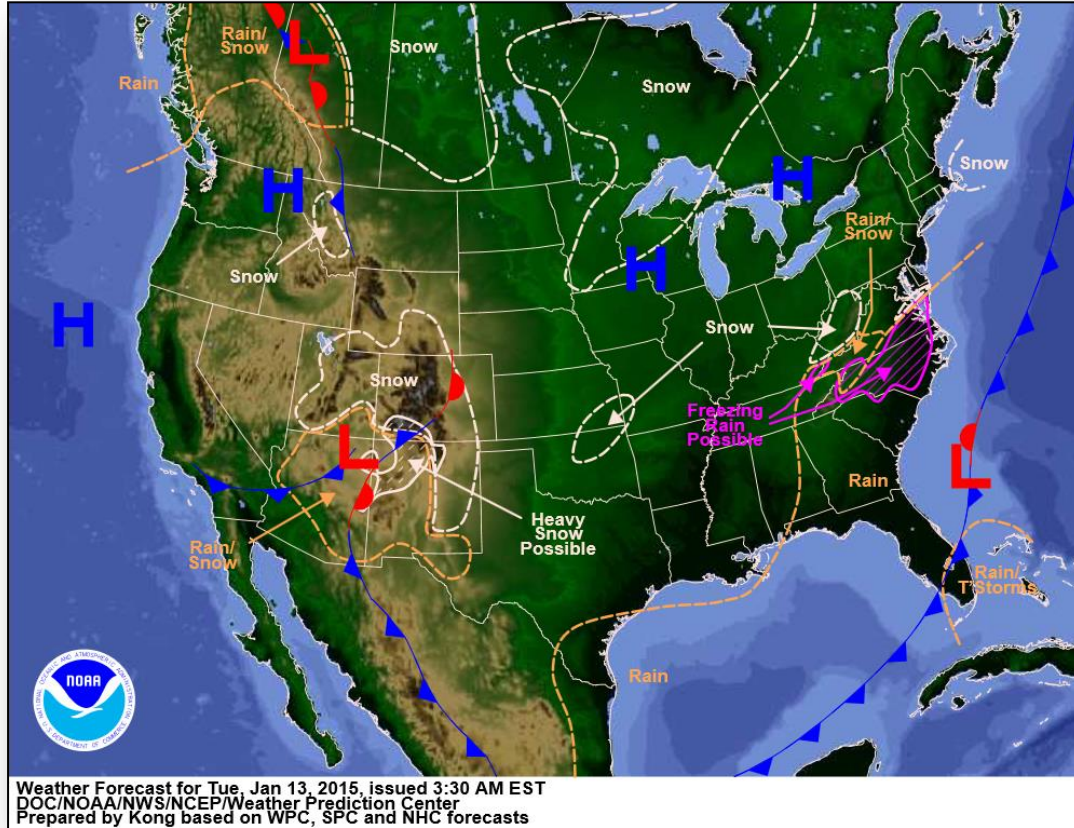


Region	State / Location	Event	IA/PA	Number of Counties		Start – End
				Requested	Complete	
I	VT	Severe Winter Storm Dec 9, 2014	PA	12	0	12/17/14 – TBD

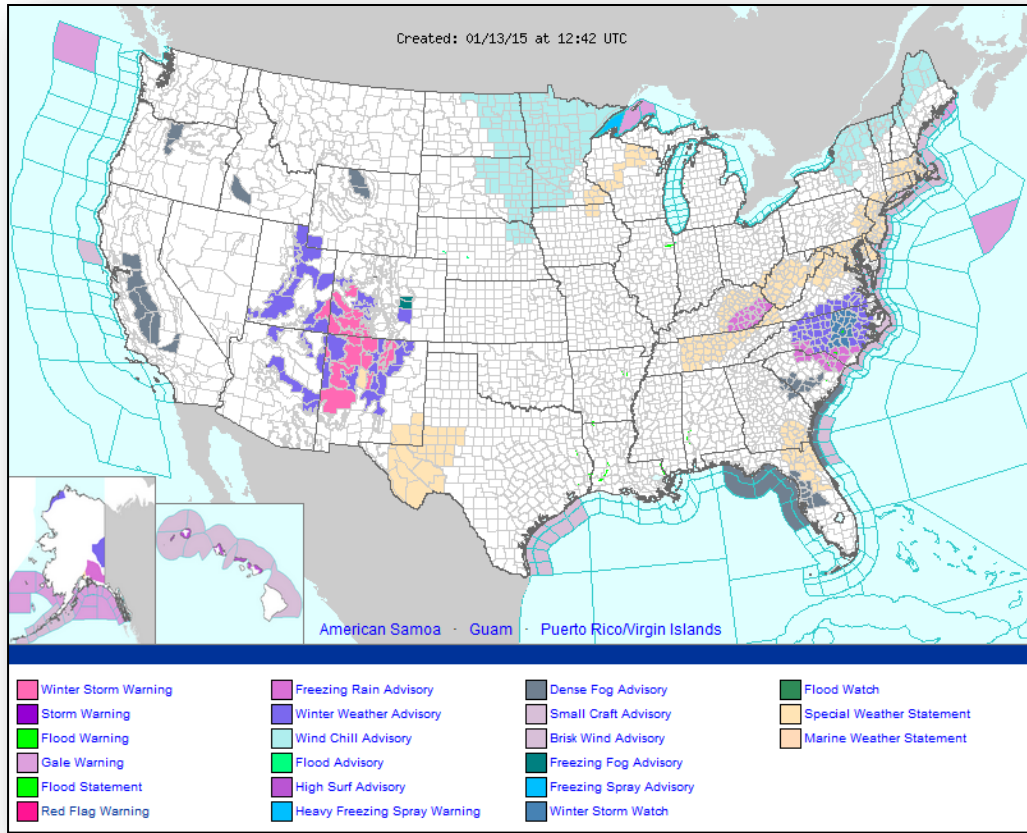
National Weather Forecast



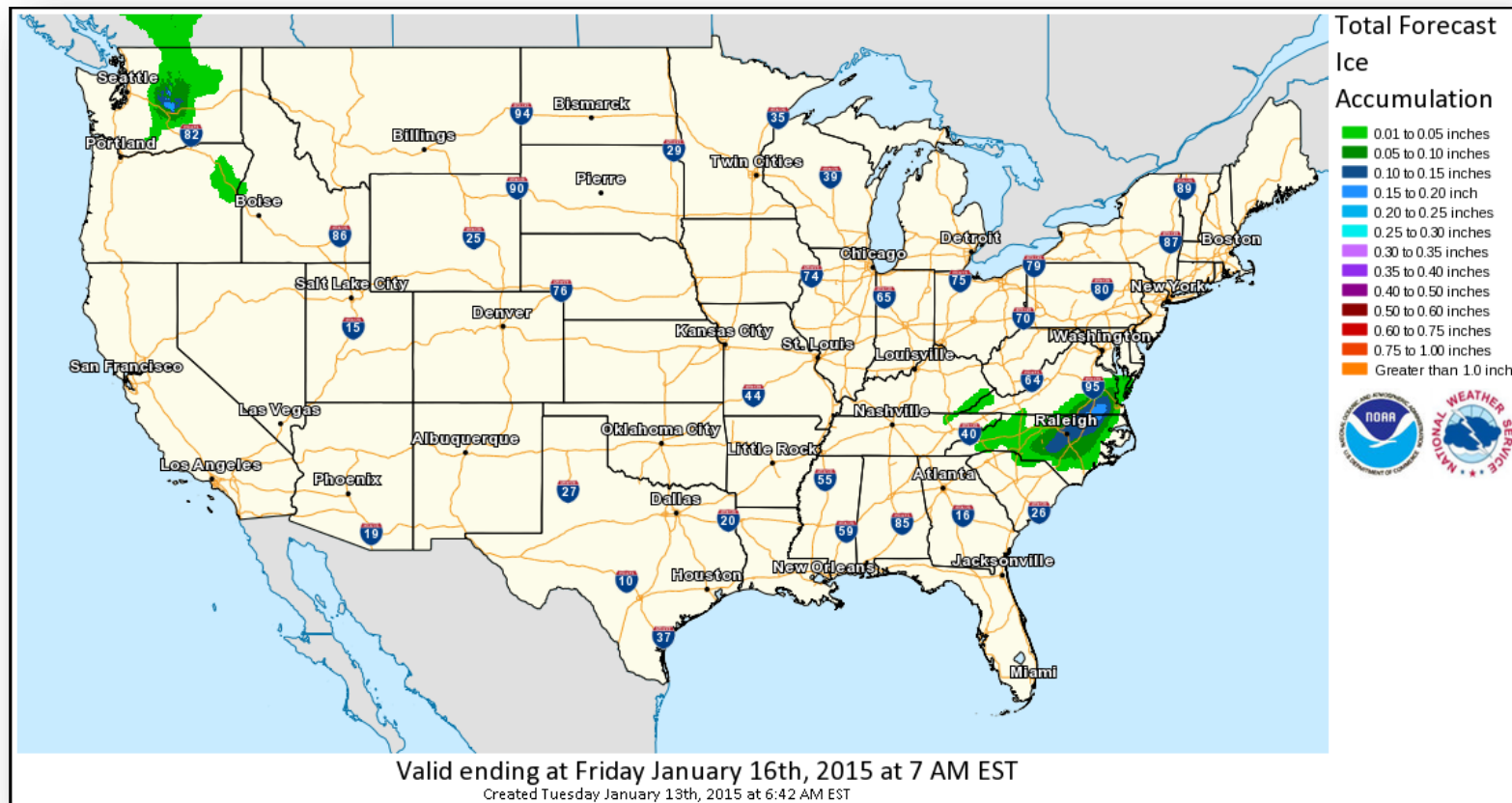
FEMA



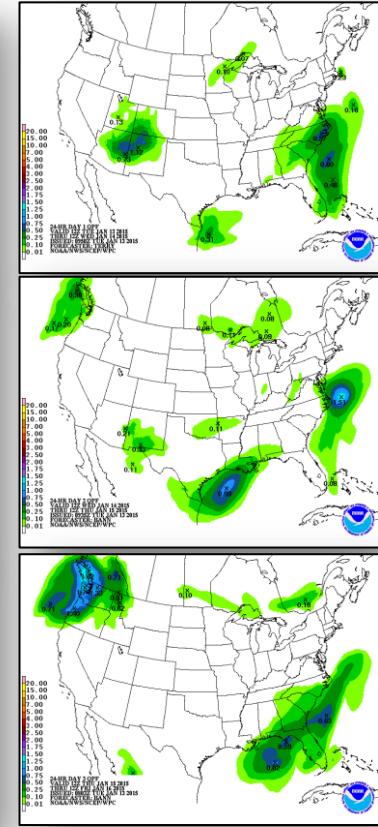
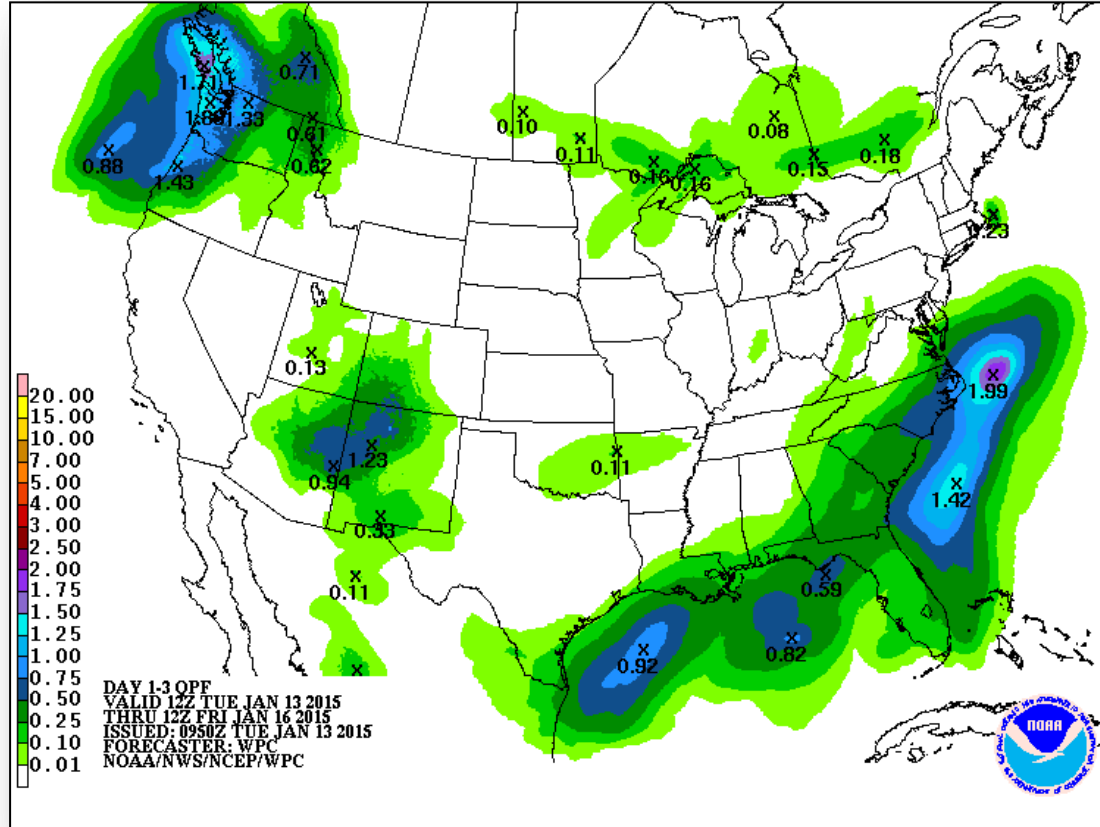
Active Watches/Warnings



Total Forecast Ice



Precipitation Forecast – 3 Day

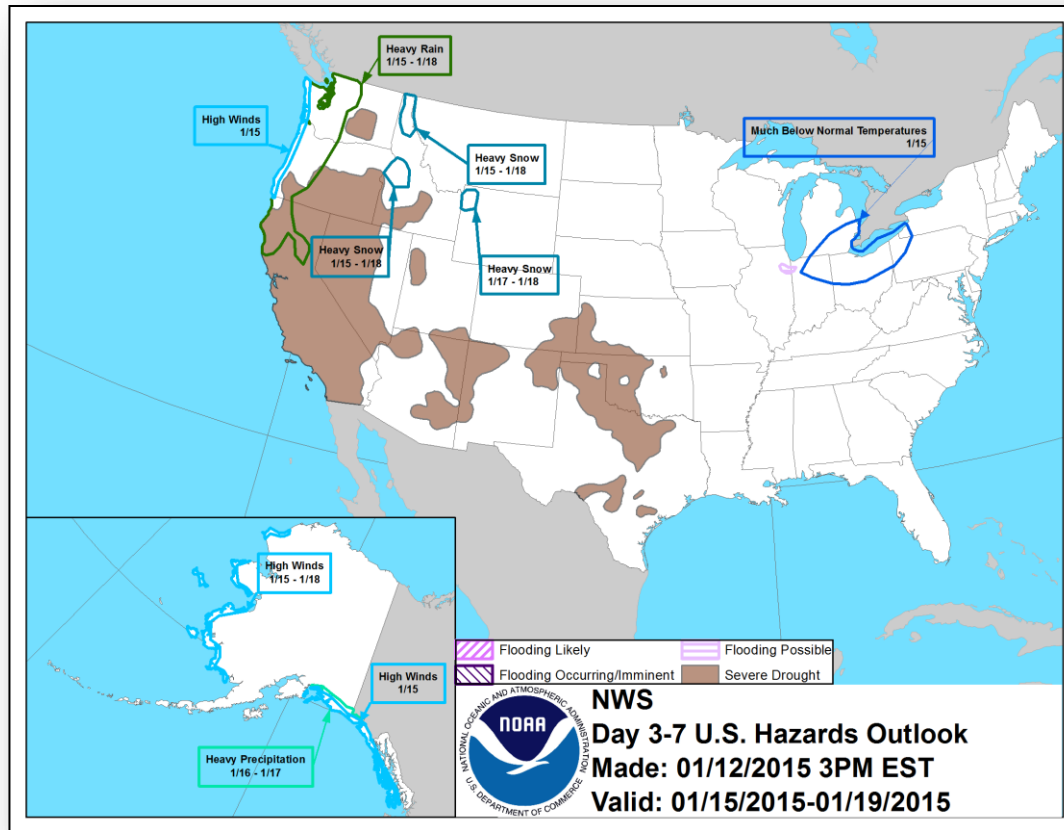


Day 1

Day 2

Day 3

Hazard Outlook: Jan 15–19

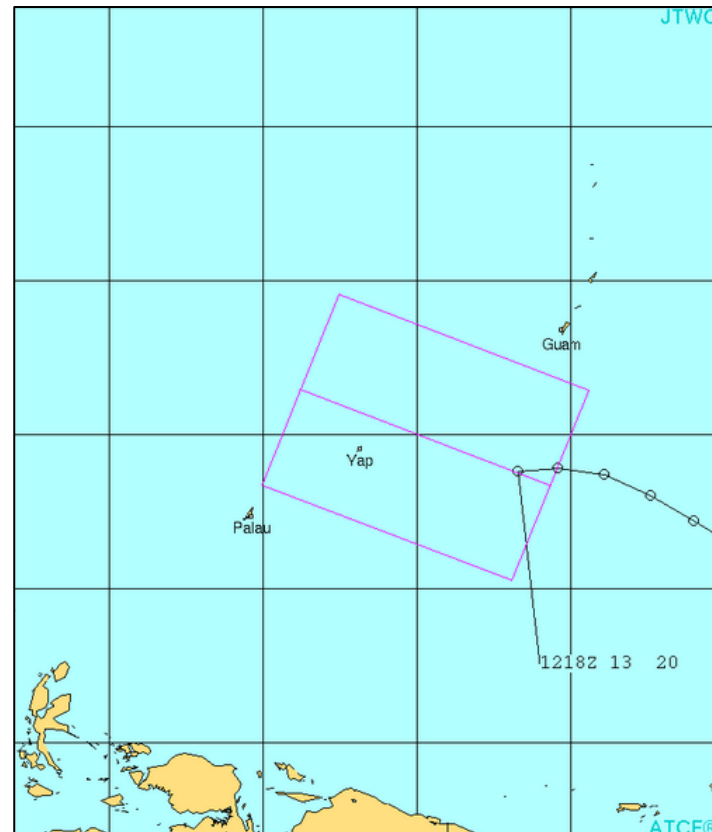


Tropical Outlook – Western Pacific



Tropical Cyclone Formation Alert (as of Jan 12, 6:30 p.m. ET)

- Alert issued for area 330 miles south-southwest of Guam
- Disturbance is moving west at 15 mph
- Maximum sustained winds 23-29 mph
- Development of a significant tropical cyclone within the next 24 hours is high


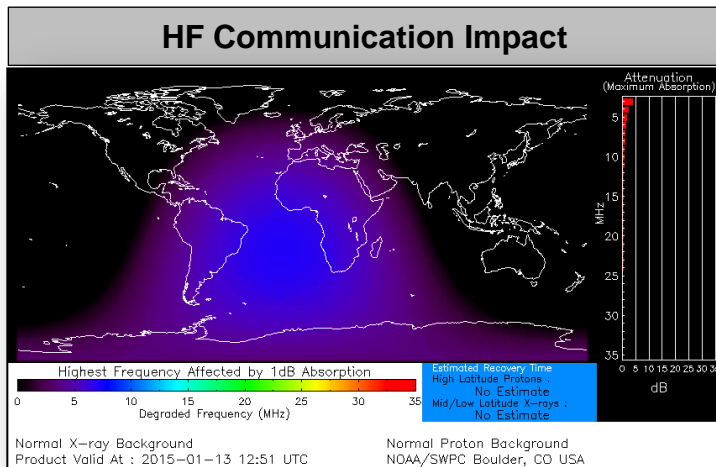


Space Weather



FEMA

NOAA Scales Activity (Range: 1/minor to 5/extreme)	Past 24 Hours	Current	Next 24 Hours
Space Weather Activity:	Moderate	None	None
• Geomagnetic Storms	None	None	None
• Solar Radiation Storms	None	None	None
• Radio Blackouts	R2	None	None



FEMA Readiness – Deployable Teams /Assets



Deployable Teams/Assets									
Resource	Status	Total	FMC Available		Partially Available	Not Available	Detailed Deployed Activated	Comments	Rating Criterion
FCO		40	20	50%	0	2	18		OFDC Readiness: FCO Green Yellow Red Type 1 3+ 2 1 Type 2 4+ 3 2 Type 3 4 3 2 FDRC 3 2 1
FDRC		10	8	80%	0	0	2		
US&R		28	27	96%	0	1	0	NM-TF1 (Red – Personnel shortages)	<ul style="list-style-type: none"> • Green = Available/FMC • Yellow = Available/PMC • Red = Out-of-Service • Blue = Assigned/Deployed
National IMAT		3	1	33%	0	0	2	<ul style="list-style-type: none"> • IMAT East 1 – Deployed to FEMA HQ • IMAT West – Deployed to GA 	<ul style="list-style-type: none"> • Green: 3 avail • Yellow: 1-2 avail • Red: 0 avail (<i>Individual N-IMAT red if 50% of Section Chiefs and/or Team Leader is unavailable for deployment.</i>)
Regional IMAT		13	7	54%	0	4	2	<u>Not Mission Capable (NMC):</u> <ul style="list-style-type: none"> • Regions IV-3, V, VI-1 & IX-1 (personnel shortages) <u>Deployed</u> <ul style="list-style-type: none"> • Region II-1 to NY • Region IX-2 to CA 	<ul style="list-style-type: none"> • Green: 7 or more avail • Yellow: 4 - 6 teams available • Red: > 8 teams deployed/unavailable <i>R-IMAT also red if TL Ops/Log Chief is unavailable and has no qualified replacement.</i>
MCOV		60	59	98%	0	1	0		<ul style="list-style-type: none"> • Green = 80 – 100% avail • Yellow = 60 – 79% avail • Red = 59% or below avail • Readiness remains 95%

FEMA Readiness – National/Regional Teams



National/Regional Teams									
Resource	Status	Total	FMC Available		Partially Available	Not Available	Deployed/ Activated	Comments	Rating Criterion
NWC		5	5	100%	0	0	Activated	Enhanced Watch (day only)	• Green = FMC • Yellow = PMC • Red = NMC
NRCC		2	344	89%	0	44	Not Activated		
HLT		1	N/A	N/A	0	0	Not Activated		
DEST							Not Activated		
RRCCs		10	10	100%	0	0	Not Activated		
RWCs/MOCs		10	10	100%	0	0	Not Activated		

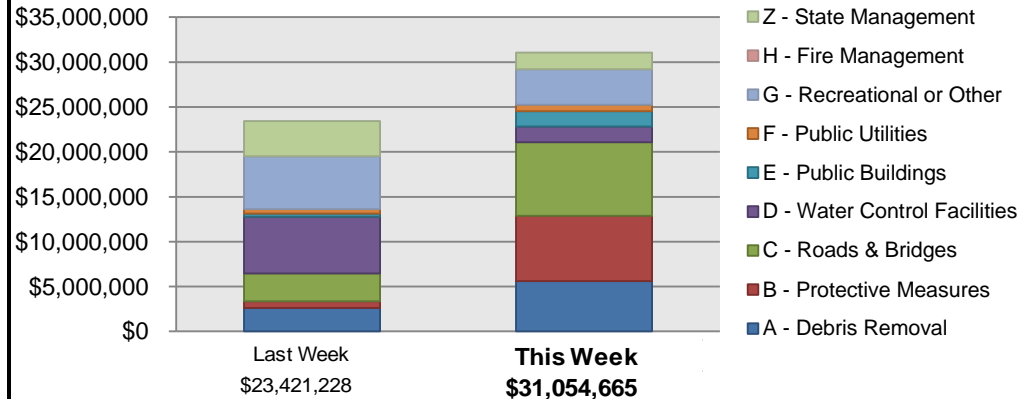
Public Assistance Grant Program



FEMA

PA Project Worksheets Obligated in past week, as of 1/12/2015 at 1400 EST										
PA Category	Emergency Work		Permanent Work							Total
	A - Debris Removal	B - Protective Measures	C - Roads & Bridges	D - Water Control Facilities	E - Public Buildings	F - Public Utilities	G - Recreational or Other	H - Fire Management	Z - State Management	
Number Of PWS Obligated	44	55	86	12	27	9	16	0	3	252
Federal Share Obligated	\$5,598,494.94	\$7,275,164.20	\$8,188,792.39	\$1,765,644.86	\$1,710,179.95	\$698,412.22	\$3,966,922.36	\$0.00	\$1,851,054.21	\$31,054,665.13

Public Assistance Obligated per Category
In the Past 2 Weeks – 12/29/2014 through 1/12/2015



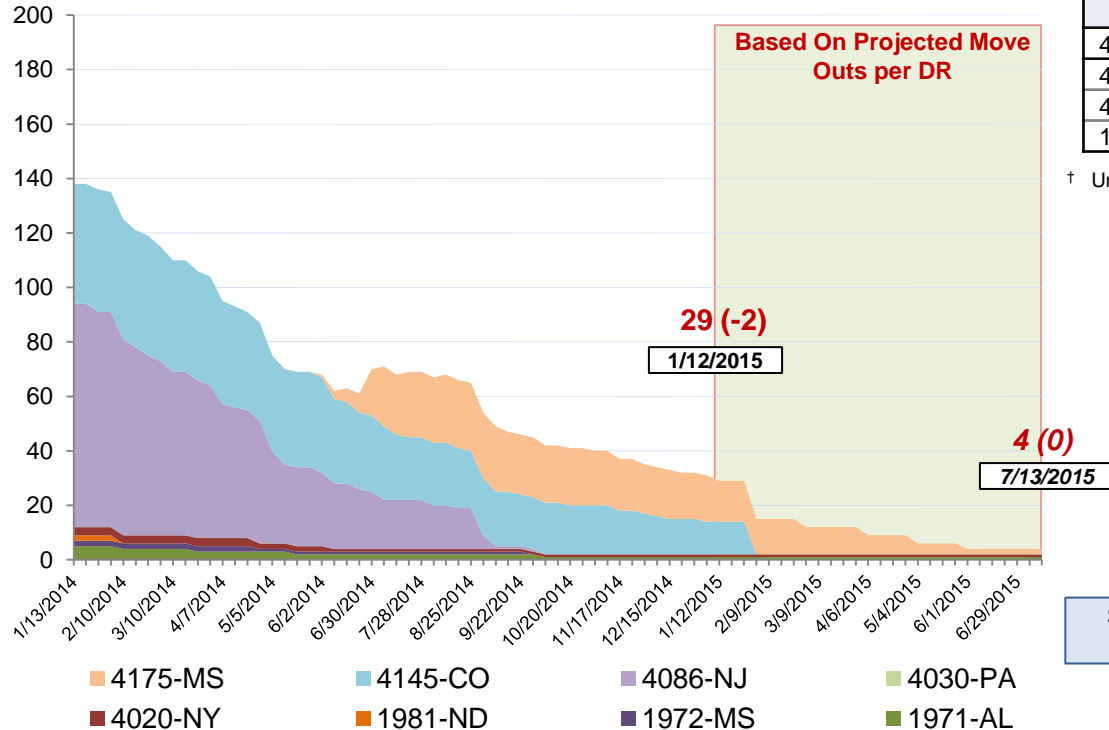
PA Highlights

- On 1/8 the Metropolitan Transportation Authority (MTA) of New York City was obligated approximately \$3.8 Million in Protective Measures costs under PA Category B for facilities damaged as a result of DR-4085, Hurricane Sandy.

Direct Housing

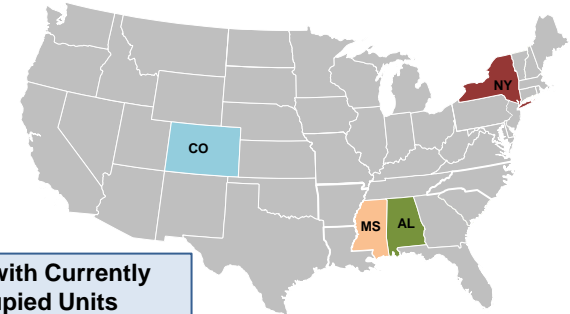


Total Households in FEMA Direct Housing per State
 Past Year per Week, 1/13/2014 – 1/12/2015, Projected to 7/13/2015
 There are currently **29** Households Occupying **31** Temporary Units



DR	IA Declaration Date	Program End Date	Current # of Households in Direct Housing (Weekly Change)
4175-MS	04/30/2014	10/30/2015	15 (-2)
4145-CO	09/14/2013	03/14/2015	12 (0)
4020-NY [†]	08/31/2011	06/01/2013	1 (0)
1971-AL [†]	04/28/2011	10/28/2012	1 (0)

[†] Units are under authority of Department of Justice



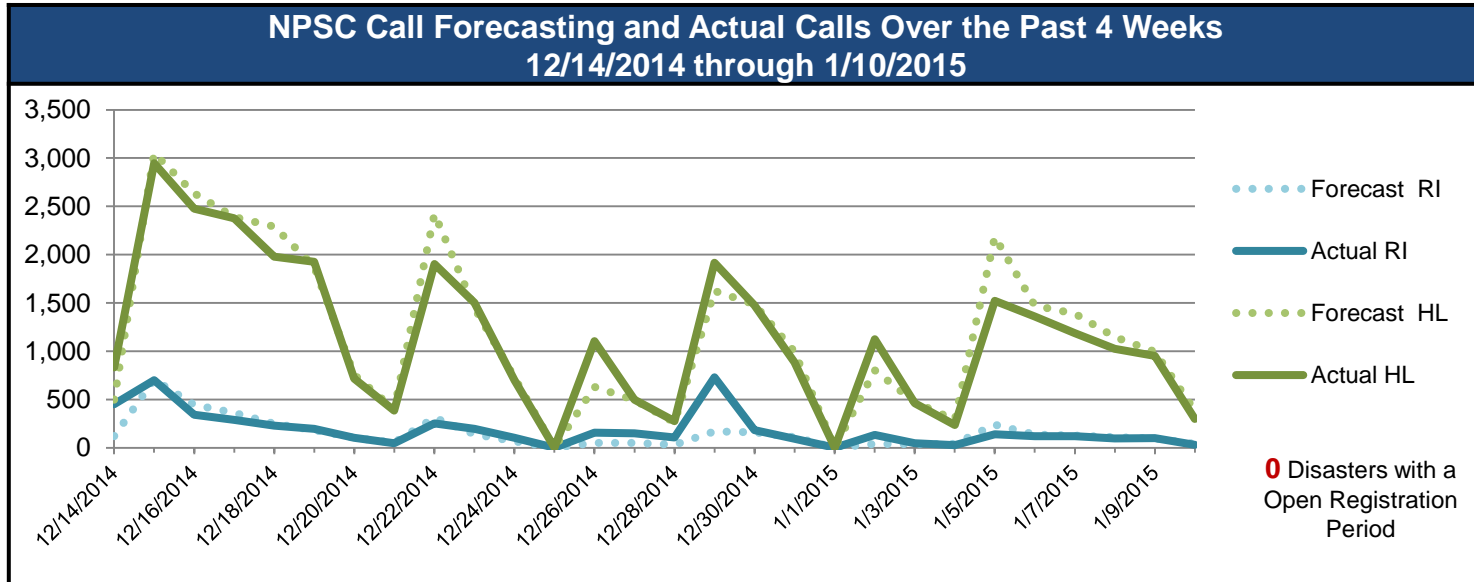
States with Currently Occupied Units

NPSC Activity



FEMA

NPSC Call Activity in the Past Week 1/4/2014 through 1/10/2015					
Call Type	Projected Calls	Actual Calls	Average Answer Time	Maximum Answer Time	Minimum Answer Time
Registration Intake	792	635	:12	:21	:07
Helpline	7,864	6,584	:12	:17	:07
All Calls	8,656	7,219	:12	:17	:07

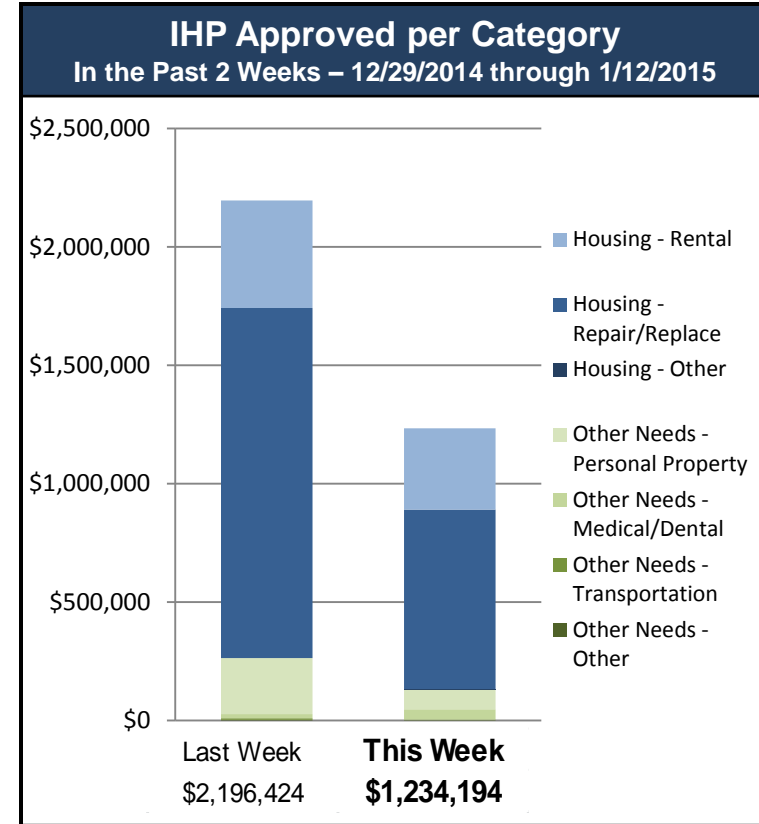


Individual Assistance Activity



FEMA

Individuals and Households Program Activity as of January 12, 2015 at 1500 EST			
		In Past 7 Days	
		Applicants Approved	Amount Approved
IHP Active	9 Declarations IHP Programmatically Open – Closed Registration *		
	Housing Assistance	460	\$1,104,617
	Other Needs Assistance	162	\$129,577
	Total IHP	\$1,234,194	





FEMA

FEMA's mission is to support our citizens and first responders to ensure that as a nation we work together to build, sustain, and improve our capability to prepare for, protect against, respond to, recover from, and mitigate all hazards.