

The Disaster Center is dedicated to the idea that disaster mitigation is cost effective and individuals pursuing their own interest are the greatest potential force for disaster reduction.

Please consider making a small donation to the Disaster Center



When disaster mitigation is cost effective, we are on the road to bringing disasters to an end.



FEMA

Daily Operations Briefing

Monday, January 15, 2018

8:30 a.m. EST

Significant Activity – Jan 14-15



FEMA

Significant Events: Mudslides – CA

Tropical Activity: None

Significant Weather:

- Freezing Rain – WA & TX
- Space Weather
 - Past 24 hours: None observed
 - Next 24 hours: None predicted

Earthquake Activity: None

Declaration Activity: None

Southern California – Mudslides



FEMA

Situation

Rescue and cleanup efforts continue in Southern California. Risk of additional damage from mudslides in burn scar areas continue.

Impacts

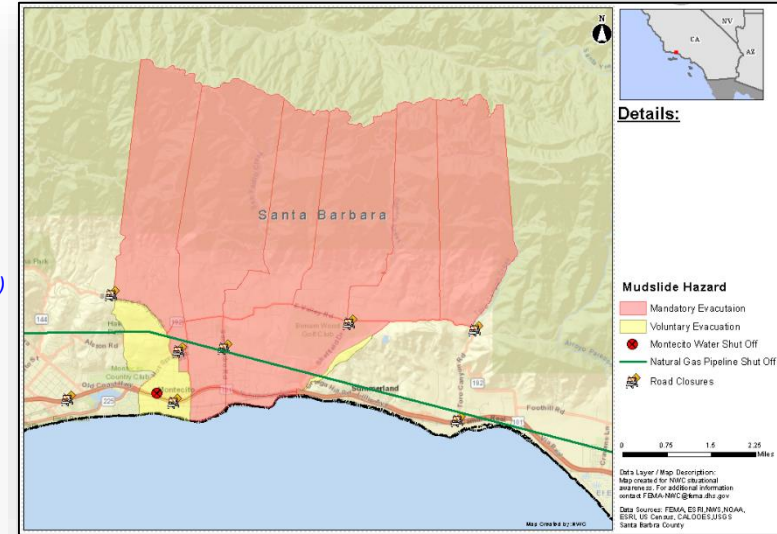
- 20 (-1) confirmed fatalities / 28 injuries
- Mandatory evacuations for 29k and voluntary evacuations for 3-5k remain in effect for Santa Barbara County
- 2 shelters open (NC) with 40 (-3) occupants (*ARC Midnight Shelter Count as of 5:31 am EST*)
- Portions of US 101 remain closed between Santa Barbara and Ventura
- 75 (+2) structures destroyed; 504 (+22) structures damaged
- Natural gas shut off to Montecito (Santa Barbara County) affecting 13.5k residents
- Water service returned to 75% of customers of the Montecito Water District
- 1.5k customers remain without power in Montecito (*FEMA 4353-DR-CA Mudslides Response Trifold*)

State and Local Response

- CA EOC at Partial Activation (day shift only); Southern Region EOC at Partial Activation
- Santa Barbara County EOC at Full Activation; county declared a local emergency
- US&R elements of CA-TF2, CA-TF5, and CA-TF8 deployed as state assets

FEMA Response

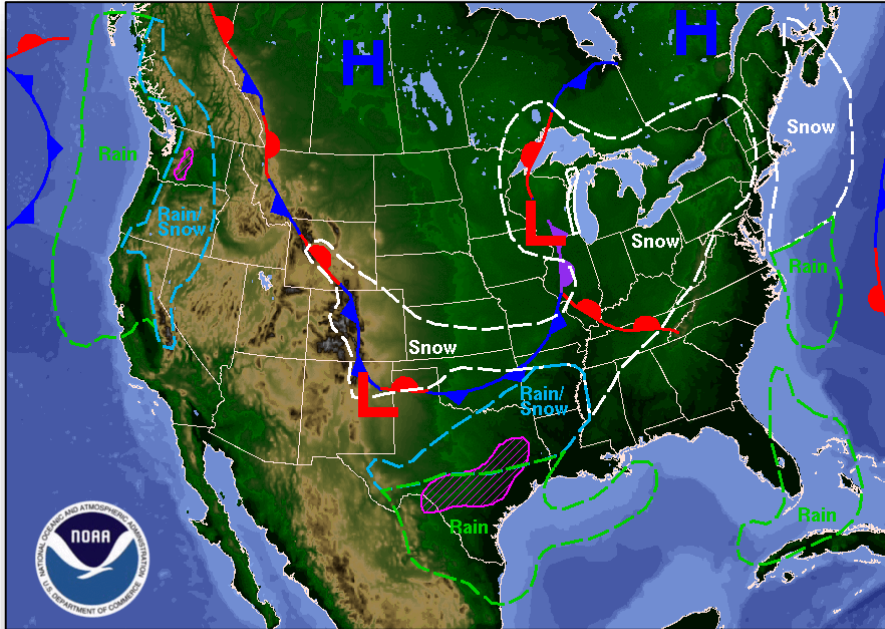
- Amendment No. 1 to FEMA-4353-DR-CA expands the incident to include flooding, mudflows and debris flows caused by the recent wildfires
- FEMA Region IX RWC at Steady State and continues to monitor; LNOs deployed to Santa Barbara and Ventura county EOCs



National Weather Forecast



FEMA

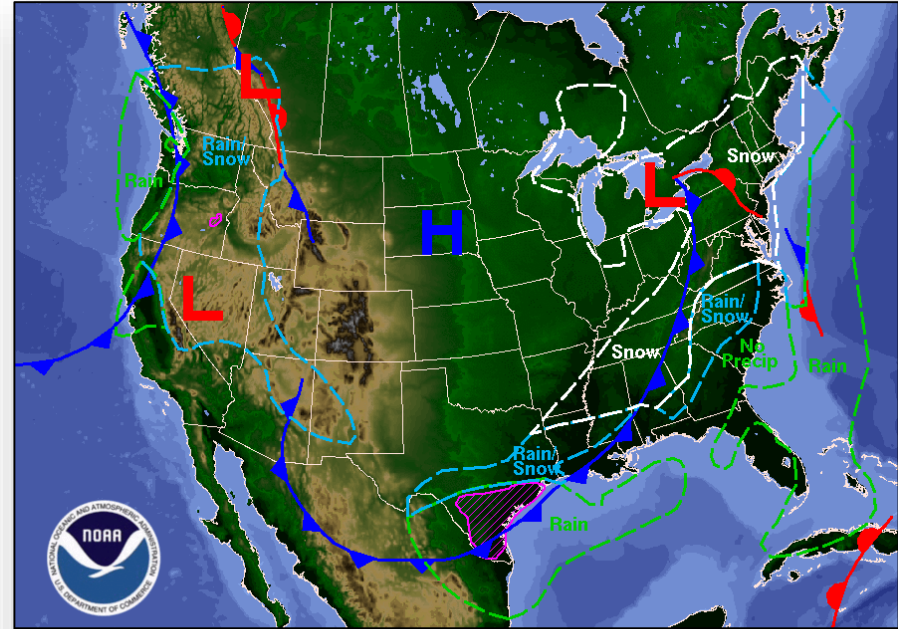


Day 1 National Forecast Chart

Valid Mon, Jan 15, 2018, issued 4:24 AM EST
DOC/NOAA/NWS/NCEP/Weather Prediction Center
Prepared by McReynolds with WPC/SPC/NHC forecasts

Rain
Rain and T'Storms
Rain and Snow
Snow
Flash Flooding Possible (hatched)
Severe T'Storms Possible (hatched)
Freezing Rain Possible (hatched)
Heavy Snow Possible (hatched)

Today



Day 2 National Forecast Chart

Valid Tue, Jan 16, 2018, issued 5:12 AM EST Mon, Jan 15, 2018
DOC/NOAA/NWS/NCEP/Weather Prediction Center
Prepared by McReynolds with WPC/SPC/NHC forecasts

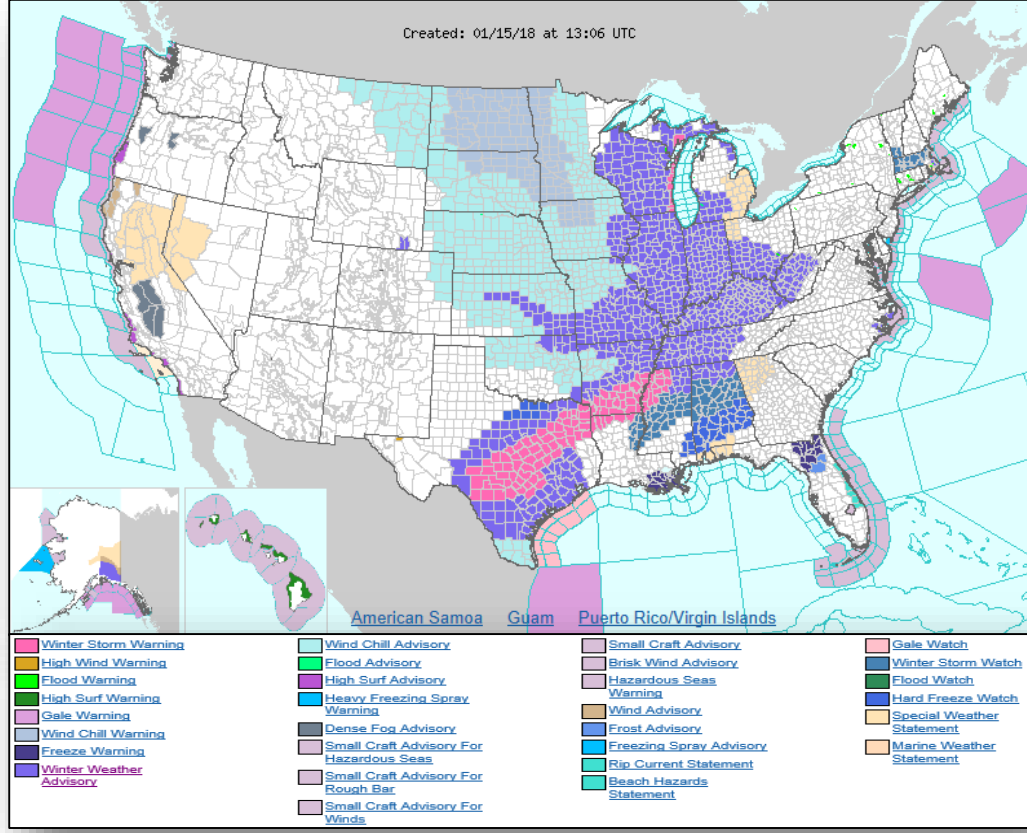
Rain
Rain and T'Storms
Rain and Snow
Snow
Flash Flooding Possible (hatched)
Severe T'Storms Possible (hatched)
Freezing Rain Possible (hatched)
Heavy Snow Possible (hatched)

Tomorrow

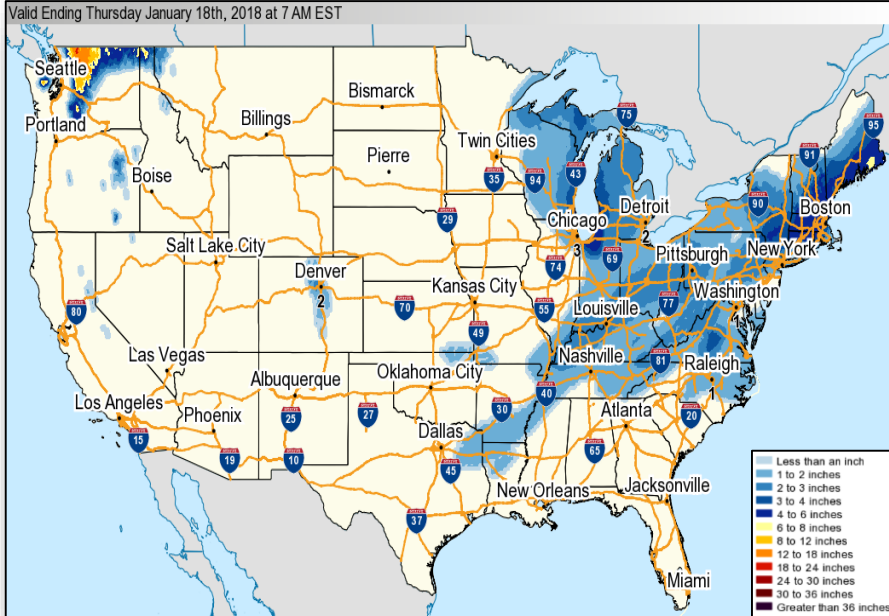
Active Watches and Warnings



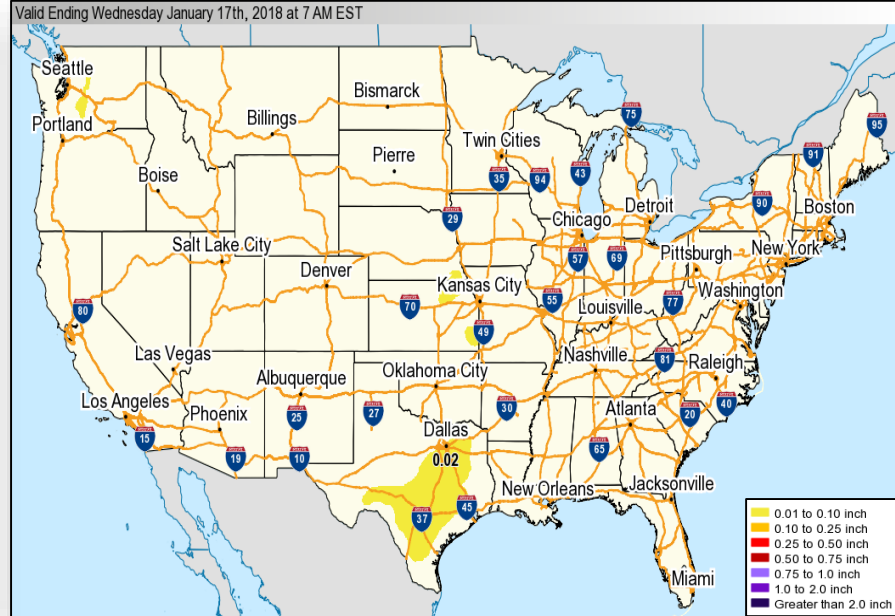
FEMA



Winter Precipitation Outlook



Forecast Snowfall

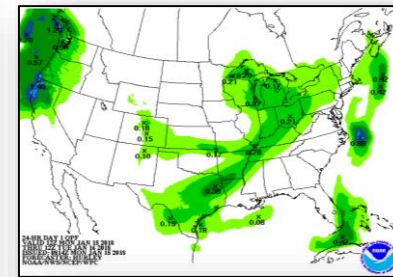
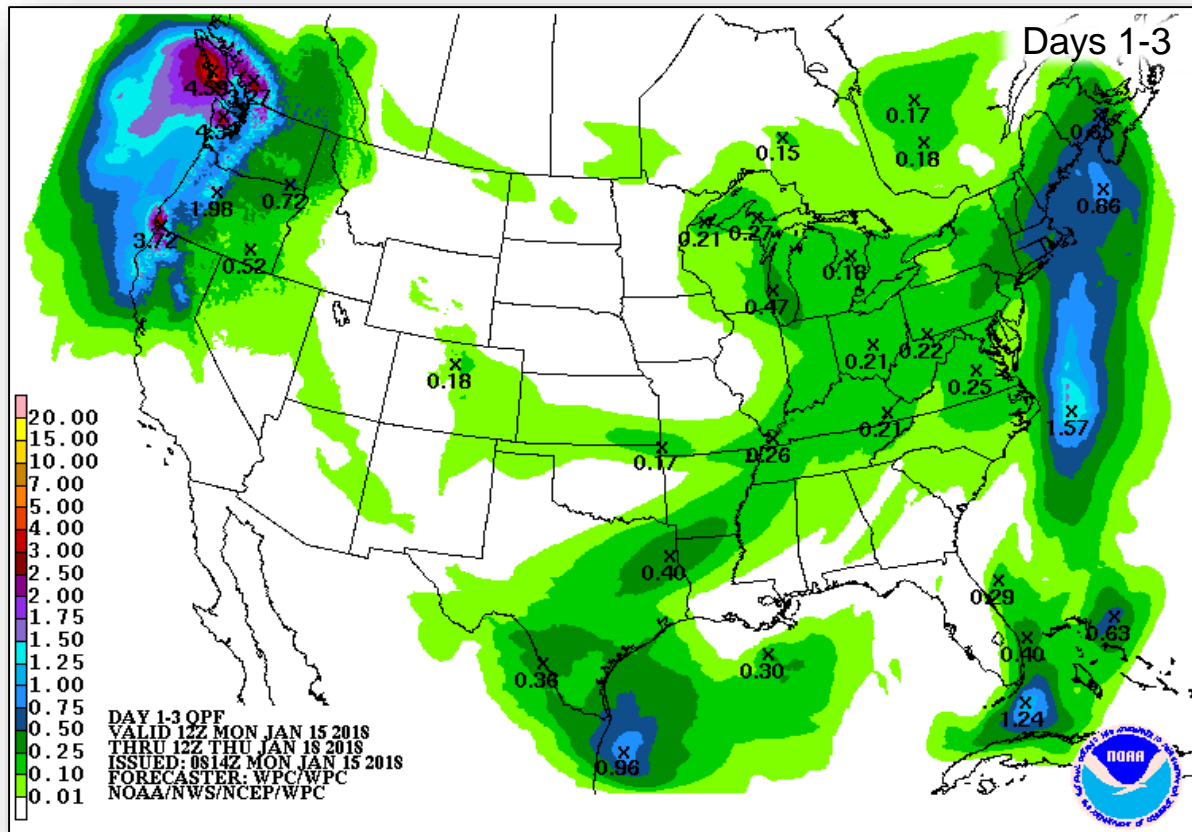


Forecast Ice Accumulation

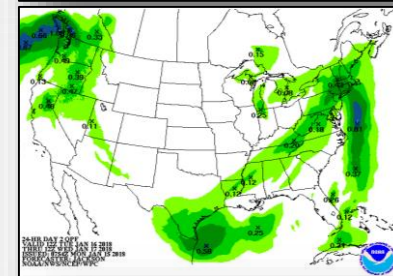
Precipitation Forecast



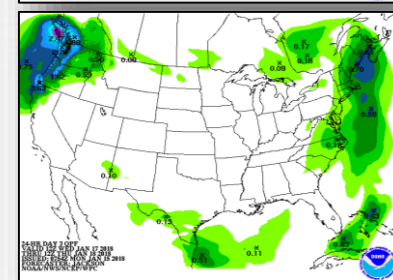
FEMA



Day 1

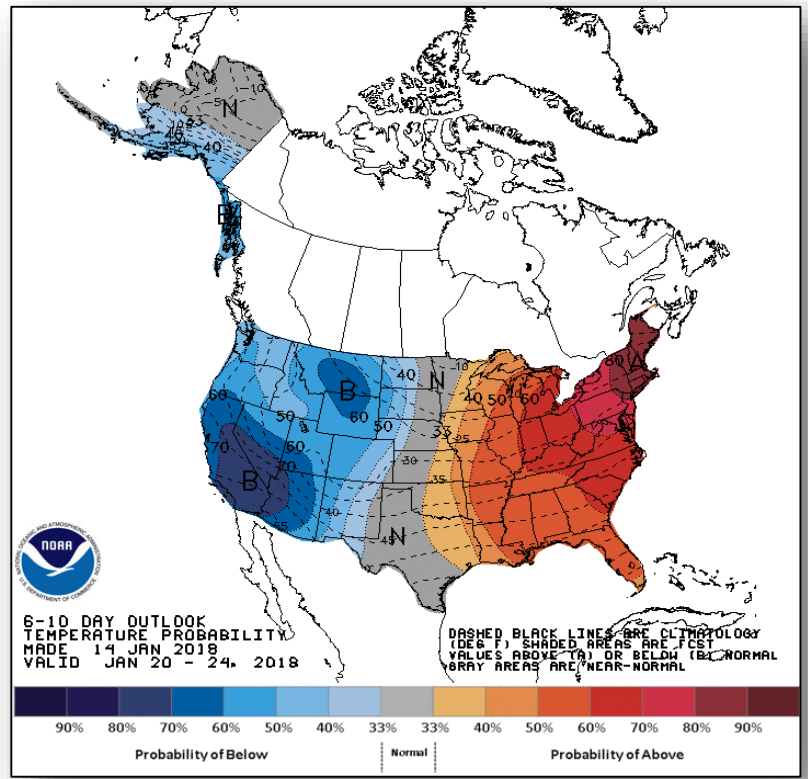


Day 2

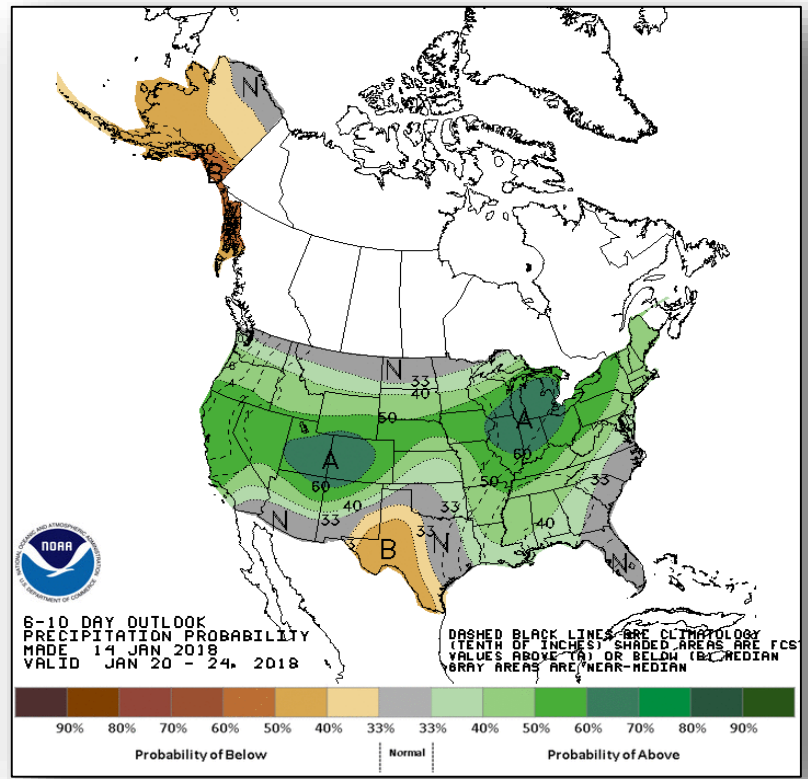


Day 3

6-10 Day Outlooks



6-10 Day Temperature Probability



6-10 Day Precipitation Probability

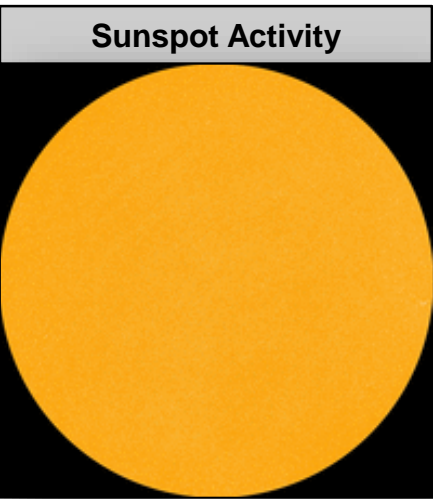

Space Weather



FEMA

	Space Weather Activity	Geomagnetic Storms	Solar Radiation	Radio Blackouts
Past 24 Hours	None	None	None	None
Next 24 Hours	None	None	None	None

For further information on NOAA Space Weather Scales refer to <http://www.swpc.noaa.gov/noaa-scales-explanation>



Disaster Requests & Declarations



FEMA

Declaration Requests in Process					Requests APPROVED (since last report)	Requests DENIED (since last report)
1	IA	PA	HM	Date Requested	0	0
NY – DR (Appeal) Severe Storms and Flooding	X	X	X	January 2, 2018		

Readiness – Deployable Teams and Assets



Resource	Force Strength	Available	Deployed	Other	Cadres with 25% or Less Availability			
Total Workforce	11,509 (HC)	4,930 (HC) 42%	5,188 (HC)	1,391	DI 23% (18/79) EHP 15% (52/351), PA 25% (375/1496), SEC 23% (23/100)			
National IMATs* (3 Teams)	East 1: East 2: West:	B-2 B-48 Charlie					Field Offices* JFOs: 17 DRs: 34 EMs: 4 Deployed Teams (Location)	
Regional IMATs (0-3 Teams)	Assigned: Available: PMC / NMC: Deployed:	13 2 2 9					4344-DR-CA* 4353-DR-CA** JFO: Sacramento, CA FCO: William Roche MERS: Bothell (Pasadena) *R-IX IMAT-1 (JFO) **R-IX IMAT-2 (Pasadena)	4330-DR-VT 4316-DR-NH 4329-DR-NH JFO: Maynard, MA 4354-DR-ME* 4355-DR-NH 4356-DR-VT JFO: TBD FCO: James N. Russo *R-I IMAT (EOC-Augusta)
US&R (>66%)	Assigned: Available: PMC / NMC: Deployed:	28 25 3 0					4344-DR-CA* 4353-DR-CA** JFO: Sacramento, CA FCO: William Roche MERS: Bothell (Pasadena) *R-IX IMAT-1 (JFO) **R-IX IMAT-2 (Pasadena)	4331-DR-WV JFO: Charleston, WV FCO: Steven S. Ward
MERS (>66%)	Assigned: Available: NMC: Deployed:	36 32 0 4					3396-EM-CA JFO: TBD FCO: Mark Armstrong	VIFO: Atlanta, GA 4346-DR-SC 3389-EM-AL 4349-DR-AL FCO: Warren J. Riley 4350-DR-MS FCO: Manny J. Toro
FCO (≤1 Type I)	Assigned: Available: PMC / NMC: Deployed:	37 4 7 26					4352-DR-Pueblo of Acoma Tribe JFO: TBD FCO: Gerard M. Stolar R-VI IMAT-1	4332-DR-TX JFO: Austin, TX FCO: Kevin L. Hannes MERS: Denton R-VIII IMAT
FDRC (=2)	Assigned: Available: PMC / NMC: Deployed:	14 2 1 11					4352-DR-Pueblo of Acoma Tribe JFO: TBD FCO: Gerard M. Stolar R-VI IMAT-1	4345-DR-LA 4277-DR-LA 3392-EM-LA JFO: Baton Rouge, LA FCO: William J. Doran III LA Recovery Office Baton Rouge, LA Manager: M. Womack
		As of 3:00 a.m. EST January 15, 2018					4337-DR-FL* JFO: Orlando, FL 4341-DR-STOF JFO: Hollywood, FL FCO: Willie G. Nunn	4336-DR-PR 4339-DR-PR JFO: Guaynabo, PR FCO: Michael F. Byrne R-III & V IMAT (JFO) MERS: Bothell, Denton, Denver, Frederick, Maynard, Thomasville
							4338-DR-GA JFO: Warner Robins, GA FCO: Thomas J. McCool	4335-DR-FL* JFO: St. Croix, USVI FCO: William L. Vogel R-II IMAT (St. Croix) MERS: Maynard, Thomasville

*B-2 Status: Assemble ≤ 2 hours, On Site ≤ 18 hours; B-48 Status: Assemble and deploy ≤ 48 hours; Charlie Status: No team assemble time requirement

FEMA Readiness – Activation Teams



FEMA

Resource	Status	Total	Status	Activated Team	Activation Level	Activation Times	Reason / Comments
NWC		5	Steady State				
NRCC		2	Available				
HLT		1	Available				
RWCs/MOCs		10	Steady State				
RRCCs		10	Available				

Backup Regions: VIII, X, & V



FEMA

FEMA's mission is to support our citizens and first responders to ensure that as a nation we work together to build, sustain, and improve our capability to prepare for, protect against, respond to, recover from, and mitigate all hazards.